Prepared for

Florida Power & Light Company
700 Universe Boulevard, JES/JB
Juno Beach, Florida 33408

2023 ANNUAL GROUNDWATER MONITORING AND CORRECTIVE ACTION REPORT

FLORIDA POWER & LIGHT COMPANY, PLANT SMITH ASH POND

Prepared by

Geosyntec consultants

engineers | scientists | innovators

1120 North 12th Avenue
Pensacola, Florida 32501

Project Number FR8308

January 31, 2024

Geosyntec
consultants

CERTIFICATION STATEMENT

This *2023 Annual Groundwater Monitoring and Corrective Action Report, Florida Power & Light Company – Plant Smith – Ash Pond* has been prepared in accordance with the requirements of the United States Environmental Protection Agency Coal Combustion Residuals Rule (40 Code of Federal Regulations Part 257, Subpart D) under the supervision of a State of Florida licensed Professional Engineer and Professional Geologist with Geosyntec Consultants, Inc.



This document has been electronically signed and sealed by Benjamin Amos P.E. on 31 January 2024 using a SHA-1 authentication code. Printed copies of this document are not considered signed and sealed, and the SHA-1 authentication code must be verified on any electronic copies.
2024.01.31 12:40:34 -05'00'

Benjamin K. Amos, Ph.D., P.E.
Florida Professional Engineer No. 82837

Date



Lane Dorman, P.G.
Florida Professional Geologist No. PG2861

Date

EXECUTIVE SUMMARY

In accordance with the United States Environmental Protection Agency Coal Combustion Residuals ("CCR") Rule (40 Code of Federal Regulations ("CFR") Part 257, Subpart D) ("CCR Rule"), this *2023 Annual Groundwater Monitoring and Corrective Action Report* documents CCR groundwater monitoring and remedy implementation activities completed in 2023 at Florida Power & Light Company ("FPL") Plant Lansing Smith ("Plant Smith") Ash Pond. Placement of CCR in the Ash Pond ceased in 2016. The Ash Pond is currently undergoing closure in accordance with 40 CFR Section 257.102(d) and the Florida Department of Environmental Protection ("FDEP")-approved closure plan.

Groundwater Monitoring Status

Statistical evaluation of CCR groundwater monitoring data collected through October 2017 identified statistically significant increases ("SSIs") of certain Appendix III constituents relative to background.

In accordance with the CCR Rule, FPL initiated an assessment monitoring program for the Ash Pond in March 2018. At the start of the 2023 reporting year the Ash Pond was in assessment monitoring. Statistically significant levels ("SSLs") of arsenic, lithium, and total radium were identified as part of the assessment monitoring program. Therefore, an assessment of corrective measures ("ACM") was initiated in February 2019 and completed in June 2019. A public meeting was held in December 2020. The Ash Pond was in an assessment monitoring program at the end of 2023, with sample collection events for CCR Rule Appendix III and Appendix IV constituents conducted in March and August 2023.

In 2023, analytical data from March and August 2023 were evaluated in accordance with the *Statistical Analysis Plan* (Groundwater Stats Consulting, 2017) and the *Statistical Analysis Method Certification, 40 CFR 257.93(f), Plant Smith Ash Pond* (Southern Company, 2017). Statistical analysis of data from the March 2023 sampling event indicated SSIs of the following CCR Rule Appendix III constituents relative to background: boron, calcium, chloride, sulfate, and total dissolved solids at MW-06 and MW-07. Statistical analysis of data from the August 2023 sampling event identified an SSI for pH at MW-12. Since MW-12 is an upgradient well, representing background groundwater conditions upgradient of the Ash Pond, the SSI is due to natural variation.

Statistical analysis of March 2023 groundwater data indicated SSLs of total radium above its groundwater protection standard ("GWPS") at MW-06 and MW-07. In accordance with the CCR Rule, FPL completed an *Alternate Source Demonstration* (Geosyntec,

2019) which documents that the total radium SSLs are from a source other than the Ash Pond. SSLs were not identified for the August 2023 sample event.

In 2023, FPL evaluated prior SSLs consisting of lithium at MW-13 and arsenic at MW-11 in groundwater downgradient of the Ash Pond. Concentrations of lithium and arsenic were below GWPSs at those wells.

Remedy Implementation Activities

A *Selection of Remedy Report* (Geosyntec, 2022) describing the selected corrective action was completed in July 2022. The selected remedy, which is underway, combines (i) source control (i.e., dewatering, consolidation, and capping of CCR and installation of a subsurface [toe] drain system); (ii) installation of a slurry wall around the perimeter of the final closure area; and (iii) monitored natural attenuation (MNA).

A monitoring program to evaluate the performance of the selected remedy pursuant to 40 CFR Section 257.97 is outlined in the *Corrective Action Groundwater Monitoring Plan* ("CAMP") completed in October 2022 (Geosyntec, 2022). In 2023, the requirements of the CAMP overlapped with those of the assessment monitoring program.

In 2024, the Ash Pond will remain in assessment monitoring and the performance of the selected remedy for arsenic and lithium SSLs will be monitored in accordance with the CAMP.

Geosyntec consultants

TABLE OF CONTENTS

EXECUTIVE SUMMARY ES-1

1.0 INTRODUCTION 1
- 1.1 Overview 1
- 1.2 Regional Geology & Hydrogeologic Setting 1
- 1.3 Ash Pond CCR Unit 2
- 1.4 Remedy Selection and Implementation 2
- 1.5 Groundwater Monitoring System 4

2.0 GROUNDWATER MONITORING ACTIVITIES 5
- 2.1 Monitoring Well Installation and Maintenance 5
- 2.2 Semi-Annual Assessment Monitoring Events 5

3.0 SAMPLE METHODOLOGY & RESULTS 6
- 3.1 Groundwater Elevation Measurements and Flow Directions 6
- 3.2 Groundwater Gradient and Flow Velocity 6
- 3.3 Groundwater Sampling 7
- 3.4 Laboratory Analyses 7
- 3.5 Quality Assurance & Quality Control Summary 7

4.0 STATISTICAL ANALYSIS 9
- 4.1 Statistical Methods 9
  - 4.1.1 Appendix III Constituent Statistical Methods 9
  - 4.1.2 Appendix IV Constituent Statistical Methods 10
- 4.2 Statistical Analysis Results 10
  - 4.2.1 Appendix III Constituent Statistical Results 10
  - 4.2.2 Appendix IV Constituents Statistical Results 11

5.0 ALTERNATE SOURCE DEMONSTRATION 12

6.0 SUMMARY AND FUTURE ACTIONS 13

7.0 REFERENCES 14

TABLE OF CONTENTS (Continued)

LIST OF TABLES

Table 1	Groundwater Monitoring Location Details
Table 2	Summary of 2023 Groundwater Sampling Events
Table 3	Summary of 2023 Groundwater Laboratory Analytical Data
Table 4	Summary of 2023 Groundwater Elevations
Table 5	Summary of 2023 Background Limits and Groundwater Protection Standards

LIST OF FIGURES

Figure 1	Site Location Map
Figure 2	Well Locations
Figure 3	Groundwater Sample Collection Locations – March 2023
Figure 4	Groundwater Sample Collection Locations – August 2023
Figure 5	Groundwater Elevation Map – 27 March 2023
Figure 6	Groundwater Elevation Map – 28 August 2023

LIST OF APPENDICES

Appendix A	Laboratory Analytical, Field Sampling Reports, and September 2022, March 2023, and August 2023 Data Validation Reports
Appendix B	Statistical Analyses – March 2023 Semi-Annual Monitoring
Appendix C	Statistical Analyses – August 2023 Semi-Annual Monitoring

1.0 INTRODUCTION

1.1 Overview

On behalf of Florida Power & Light Company ("FPL"), Geosyntec Consultants, Inc. ("Geosyntec") has prepared this *2023 Annual Groundwater Monitoring and Corrective Action Report* for FPL's Plant Lansing Smith ("Plant Smith") Ash Pond ("Site"). The purpose of this report is to present a summary of coal combustion residuals ("CCR") groundwater monitoring and corrective action activities conducted in 2023 in accordance with annual reporting requirements of the 40 Code of Federal Regulations ("CFR") Part 257 Subpart D ("CCR Rule").

The Site is located at 4300 Highway 2300, Bay County, Florida, and is situated on approximately 1,560 acres. A Site location map is provided as **Figure 1**. Site topography is relatively flat. The Site is bordered by undeveloped land to the north and east, Alligator Bayou to the west, and North Bay to the south. The Ash Pond is located on the southern portion of the Site near North Bay.

1.2 Regional Geology & Hydrogeologic Setting

The principal aquifers beneath Bay County include the surficial aquifer system, the intermediate aquifer system, and the Floridan Aquifer System (Pratt et al., 1996). The surficial aquifer system is the shallowest and is an unconfined system formed by recent terrace sands, the Citronelle Formation, and the upper portions of the Intracoastal Formation in hydraulic connection with these sediments. The general direction of regional groundwater flow is toward North Bay.

The intermediate aquifer system in Bay County is semi-confined and consists of the low permeability sediments of the Jackson Bluff and the Intracoastal Formations. Permeable portions of the Intracoastal Formation provide sufficient quantities of water for potable use. Overall, the intermediate aquifer system acts as a confining unit for the underlying Floridan Aquifer System.

The surficial aquifer system at the Site is considered the uppermost aquifer for groundwater monitoring purposes. CCR monitoring wells are screened in the uppermost, water-bearing zone in the undifferentiated quaternary alluvium of the surficial aquifer system. Site-specific lithology in the uppermost aquifer consists primarily of sand, silt, and clay mixtures. Groundwater in the surficial aquifer system at the Site is encountered in a laterally-extensive water-bearing unit of predominantly fine sand from approximately

5 to -20 feet ("ft") relative to the North American Vertical Datum of 1988 ("NAVD88"). CCR monitoring wells and piezometers are screened in the uppermost aquifer at elevations shown in **Table 1**.

1.3 Ash Pond CCR Unit

The Ash Pond occupies approximately 165 acres and was historically used to support coal-fired electricity production at Plant Smith; fly ash, bottom ash, and other low-volume wastes associated with coal-fired operations were sluiced to the Ash Pond. In March 2016, Plant Smith ceased coal-fired electricity production, and CCR was no longer sent to the Ash Pond after the second quarter of 2016. In 2021, FPL completed necessary pre-closure activities in preparation to close the Ash Pond in accordance with a Florida Department of Environmental Protection ("FDEP")-approved closure plan. The pre-closure activities included: (i) construction of a lined wastewater pond and pipelines to direct plant process water and stormwater to the newly constructed lined pond; and (ii) cessation of receipt of non-CCR wastewater to the Ash Pond. A *Notice of Intent to Initiate Closure* was completed on May 7, 2021, and posted to the FPL CCR Website.

The Ash Pond is being closed in accordance with 40 CFR Section 257.102(d) and the FDEP-approved closure plan. This in-place closure strategy will act to contain CCR (i.e., control the source of release) and reduce or eliminate future release of CCR constituents, consistent with criteria for remedy selection outlined in the *Selection of Remedy Report* (Geosyntec, 2022a) completed in July 2022. FPL has performed or is currently performing the following closure activities:

i) Excavation of CCR outside the limits of the recently constructed lined ponds, including the perimeter dike system.

ii) Dewatering, placement, and compaction of excavated CCR in the dry stack area (i.e., final closure area) in accordance with the FDEP-approved closure plan.

iii) Installation of a slurry wall around the final closure area[1].

1.4 Remedy Selection and Implementation

Pursuant to 40 CFR Section 257.96, FPL initiated an Assessment of Corrective Measures ("ACM") for the Ash Pond in January 2019 as documented in the June 2019 *Assessment*

[1] The slurry wall is part of the FDEP-approved closure plan. The addition of the slurry wall as a component of the closure plan was approved by FDEP on September 14, 2017.

of Corrective Measures Report (Geosyntec, 2019b). Semi-annual progress reports on remedy selection were completed from December 2019 to July 2022 to summarize the ongoing remedy evaluation and selection status. A public meeting was held in December 2020 to discuss the ACM.

Remedy evaluation activities included assessing temporal constituent concentration trends and completion of an evaluation of monitored natural attenuation ("MNA") as a potential remedial component. The MNA evaluation, through bench-scale and desktop evaluations, indicated that MNA is a viable remedy for arsenic and lithium statistically significant levels ("SSLs") at Plant Smith (Geosyntec, 2022a).

In July 2022, FPL selected a remedy to address arsenic and lithium SSLs documented in the *Selection of Remedy Report* (Geosyntec, 2022a); posted to the FPL CCR Website on August 29, 2022). The selected remedy, which is underway, combines the following elements:

i) source control (i.e., dewatering, consolidation, and capping of CCR and installation of a subsurface [toe] drain system) in accordance with the FDEP-approved closure plan;

ii) a slurry wall around the entire perimeter of the final closure area; and

iii) MNA.

The *Corrective Action Groundwater Monitoring Plan* ("CAMP") (Geosyntec, 2022b) was prepared in October 2022 to outline the monitoring program (i.e., to document the approach for groundwater sampling and analysis at the Site) to evaluate the performance of the selected remedy.

Data collection and evaluation in accordance with the CAMP is presented in this *2023 Annual Groundwater Monitoring and Corrective Action Report*. Specifically, status updates on remedy implementation progress, compliance with the groundwater protection standard ("GWPS") for each SSL constituent, and any changes to the anticipated implementation schedule are discussed herein. Following closure certification and completion of four additional groundwater sampling events at MW-11R and MW-13R, temporal data will be used to project timeframes to attain compliance with arsenic and lithium GWPSs; these projections will be included in a future *Annual Groundwater Monitoring and Corrective Action Report.*

1.5 Groundwater Monitoring System

Pursuant to the CCR Rule, FPL installed a CCR groundwater monitoring system around the Ash Pond to monitor groundwater within the uppermost aquifer at the Site (Southern Company ("SC"), 2018). Background monitoring wells were installed upgradient of the Site to establish Site-wide background water quality. The downgradient monitoring well network was installed at the waste boundary. The 2023 Ash Pond groundwater monitoring network is comprised of the following:

- background wells: MW-02, MW-03, and MW-12;
- downgradient wells: MW-06, MW-07, MW-08R, MW-09R, MW-10R, MW-11R, MW-13R, and MW-14R; and
- piezometers: MW-01, MW-04, and MW-05.

Monitoring wells and piezometer details, including installation date, coordinates, elevations, screen interval, and designation, are summarized in **Table 1**. The CCR groundwater monitoring well network for the Ash Pond are depicted on **Figure 2.**

2.0 GROUNDWATER MONITORING ACTIVITIES

The following section describes CCR groundwater monitoring-related activities performed in 2023.

2.1 Monitoring Well Installation and Maintenance

Monitoring wells MW-06 and MW-07 and piezometers MW-04 and MW-05 were abandoned in April 2023 to facilitate closure activities at the northern boundary of the Ash Pond.

2.2 Semi-Annual Assessment Monitoring Events

Semi-annual assessment monitoring events were conducted in March 2023 and August 2023. During the 2023 semi-annual assessment monitoring events, groundwater samples were collected from each monitoring well and analyzed for CCR Rule Appendix III and Appendix IV constituents. In March and August 2023, groundwater samples were collected from the locations shown on **Figure 3** and **Figure 4**, respectively. A summary of groundwater sampling events completed in 2023 is provided in **Table 2**. Analytical data associated with these events are summarized in **Table 3**; laboratory analytical reports are included in **Appendix A**.

3.0 SAMPLE METHODOLOGY & RESULTS

The following section describes the methods used to conduct CCR groundwater monitoring at the Site. In addition, results from potentiometric gauging are summarized. Results for CCR Rule Appendix III and Appendix IV constituents are discussed in Section 4.

3.1 Groundwater Elevation Measurements and Flow Directions

Prior to each CCR sampling event, groundwater depths were recorded from the CCR groundwater monitoring wells and select other wells/piezometers at Plant Smith. These groundwater depths were then converted to elevations as summarized in **Table 4**. **Figures 5** and **6** show the groundwater elevations during the March and August 2023 semi-annual assessment monitoring events, respectively.

Based on the potentiometric data, groundwater generally flows toward Alligator Bayou on the west side of the Ash Pond and toward North Bay on the southern side of the Ash Pond. Groundwater elevations, and by extension groundwater flow patterns, were generally consistent with historical observations.

3.2 Groundwater Gradient and Flow Velocity

Groundwater flow rates were calculated based on measured hydraulic gradients and hydraulic conductivity measured via slug tests (Geosyntec, 2022a). The Site-specific hydraulic conductivity was calculated to be up to 0.47 ft/day (i.e., at PZ-14). The horizontal hydraulic gradients between well pairs MW-11R and MWI-12A and between MW-13R and PZ-14 were calculated based on groundwater elevation data from 2023 sampling events. The resulting horizontal hydraulic gradients were 0.0036 ft/ft and 0.0033 ft/ft for well pair MW-13R and PZ-14 in March and August 2023, respectively, and 0.0019 ft/ft and 0.0022 ft/ft for well pair MW-11R and MWI-12A in March and August 2023, respectively.

Horizontal flow velocity was calculated using a form of Darcy's Law:

$$V=(K*i)/n_e$$

Where:

V=groundwater velocity (ft/day);

K=measured hydraulic conductivity (ft/day);

i=horizontal hydraulic gradient (ft/ft);

n_e=effective porosity (unitless), which was assumed to be 0.25.

The calculated horizontal groundwater velocities were 0.007 ft/day (2.4 ft/year) in March 2023 and 0.006 ft/day (2.2 ft/year) for well pair MW-13R and PZ-14 in August 2023. The calculated horizontal groundwater velocities for well pair MW-11R and MWI-12A were 0.004 ft/day (1.3 ft/year) in March 2023 and 0.003 ft/day (1.5 ft/year) in August 2023.

3.3 Groundwater Sampling

Groundwater samples were collected in accordance with FDEP Standard Operating Procedures FS2200 (FDEP, 2017) and the CCR Rule. Field instruments were used to monitor and record field water quality parameters (pH, specific conductivity, oxidation reduction potential, and dissolved oxygen) during well purging to evaluate stabilization prior to sampling. Turbidity was measured using a portable Hach™ turbidimeter. Following sample collection, samples were placed in ice-packed coolers and submitted to Eurofins TestAmerica Laboratories, Inc. ("TAL"), in Pensacola, Florida following chain-of-custody protocol. Field sampling data sheets are provided in **Appendix A**.

3.4 Laboratory Analyses

Laboratory analyses for groundwater samples collected during the semi-annual assessment monitoring events included CCR Rule Appendix III and Appendix IV constituents. Applicable analytical methods are provided in laboratory reports in **Appendix A**.

Laboratory analyses were performed by TAL. TAL is accredited by the National Environmental Laboratory Accreditation Program ("NELAP") and maintains a NELAP certification for all parameters analyzed for this project. In addition, TAL is certified to perform analyses by the State of Florida. Groundwater data and chain-of-custody records for the monitoring events are presented in **Appendix A**.

3.5 Quality Assurance & Quality Control Summary

During each sampling event, quality assurance/quality control ("QA/QC") samples including equipment blanks, field blanks, and duplicate samples were collected. Data from these QA/QC samples were evaluated during data validation.

Groundwater quality data in this report were independently validated in accordance with *Region IV Data Validation Standard Operating Procedures* (United States Environmental Protection Agency ("USEPA"), 2011) and the analytical methods. Data validation generally consisted of reviewing sample integrity, holding times, laboratory method blanks, laboratory control samples, matrix spikes/matrix spike duplicate recoveries and relative percent differences ("RPDs"), post digestions spikes, laboratory and field duplicate RPDs, field and equipment blanks, and reporting limits. Where appropriate, validation qualifiers and flags are applied to the data using the *National Functional Guidelines for Inorganic Superfund Methods Data Review* (USEPA, 2017). Data validation reports for the September 2022, March 2023, and August 2023 semi-annual assessment monitoring events are included in **Appendix A**.

4.0 STATISTICAL ANALYSIS

The following section describes the statistical methods and analyses performed in 2023.

4.1 Statistical Methods

Statistical analysis of CCR Rule Appendix III and Appendix IV constituents was performed on CCR groundwater monitoring data collected during the 2023 semi-annual assessment monitoring events in accordance with the *Statistical Analysis Plan* ("SAP") (Groundwater Stats Consulting, 2017) and *Statistical Analysis Method Certification, 40 CFR 257.93(f), Plant Smith Ash Pond* (Southern Company, 2017). The SAP describes Site-specific statistical methods that are used to evaluate CCR groundwater data. Data from the replacement monitoring wells MW-08R, MW-09R, MW-10R, MW-11R, MW-13R, and MW-14R will be statistically analyzed once eight total samples have been collected as recommended by the CCR Rule. Currently three to five samples have been collected from the various replacement wells. Since eight samples have not been collected from the replacement monitoring wells, statistical analysis for SSL evaluation (i.e., through construction of confidence intervals and comparison with applicable GWPSs) was not performed on analytical data collected during the August 2023 sampling event.

Statistical analysis of Ash Pond CCR groundwater data was performed on analytical data from the March 2023 semi-annual assessment monitoring event using the Sanitas™ v.9.6.05 groundwater statistical software. Sanitas™ is a decision support software package that incorporates statistical tests required of Subtitle C and D facilities by USEPA regulations and incorporates methods recommended in the *Statistical Analysis of Groundwater Data at RCRA Facilities, Unified Guidance* ("Unified Guidance") (USEPA, 2009), consistent with the SAP and the SAMC. The following sections detail the statistical methods and analyses performed on analytical data from the 2023 semi-annual assessment monitoring events.

4.1.1 Appendix III Constituent Statistical Methods

Statistical analysis of CCR Rule Appendix III constituents was performed to evaluate if concentrations were consistent with observed background values. Statistical tests used to evaluate the groundwater monitoring data consisted of interwell prediction limits combined with a 1-of-2 resample strategy for the following CCR Rule Appendix III constituents: boron, calcium, chloride, fluoride, sulfate, and total dissolved solids ("TDS"). Interwell prediction limits pool upgradient well data to establish a background prediction limit for an individual constituent, and the most recent sample from each

downgradient well is compared to the background prediction limit for each parameter. Intrawell prediction limits combined with a 1-of-2 resample strategy were used to evaluate pH at each well. Intrawell prediction limits are constructed using historical data within a given well and compare the most recent sample to background levels within the same well. The 1-of-2 resample strategy allows for collection of a verification sample when statistically significant increases ("SSIs") are identified. If the most recent sample exceeded its respective background prediction limit and a verification sample is not collected, an SSI is identified.

4.1.2 Appendix IV Constituent Statistical Methods

In accordance with the CCR Rule, GWPSs for Appendix IV constituents were established and are presented in **Table 5**.

To evaluate SSLs of CCR Rule Appendix IV constituents, confidence intervals were constructed for each Appendix IV constituent in each downgradient well and compared to the GWPSs. An SSL was identified only when the entire confidence interval is above the applicable GWPS. Other statistical tests, including time-series plots and trend analyses, were performed in accordance with the SAP and SAMC. Additional details are presented in the statistical analysis reports for the March 2023 and August 2023 semi-annual assessment monitoring event provided in **Appendices B and C**, respectively.

4.2 Statistical Analysis Results

Appendix III statistical analysis was performed on available data to evaluate if constituent concentrations in downgradient groundwater were consistent with background levels. CCR Rule Appendix IV constituents will be evaluated when sufficient downgradient well samples (i.e., eight total samples) recommended by the CCR Rule are available to construct confidence intervals and assess if groundwater concentrations statistically exceed the established GWPSs.

4.2.1 Appendix III Constituent Statistical Results

Concentrations of select CCR Rule Appendix III constituents from samples collected during the March 2023 semi-annual assessment monitoring event differed from background levels. SSIs were identified for the following constituents: boron, calcium, chloride, sulfate, and TDS at MW-06 and MW-07. Statistical analysis of available upgradient monitoring well data through the August 2023 sampling event identified pH at MW-12 at an SSI based on intrawell prediction limits. Since MW-12 is an upgradient

well, representing groundwater conditions upgradient of the Ash Pond, the SSI is due to natural variation.

4.2.2 Appendix IV Constituents Statistical Results

Based on the statistical analysis of CCR Rule Appendix IV constituents from samples collected during the March 2023 semi-annual assessment monitoring event, SSLs of total radium above the GWPS were identified at MW-06 and MW-07. The total radium SSLs are discussed further in Section 5. ThAn arsenic SSL was previously identified at MW-11 which was abandoned in 2020 to facilitate closure activities. MW-11R was installed in August 2022 as a replacement well for MW-11, with arsenic concentrations below the GWPS of 0.01 mg/L through August 2023. The arsenic SSL previously observed at MW-11 will be reassessed when the recommended number of eight total samples per the CCR Rule are available to perform statistical analysis for SSL evaluation on MW-11R.

A lithium SSL was previously noted at MW-13 which was abandoned in 2020 to facilitate closure activities. MW-13R was installed in November 2021 as a replacement well for MW-13, with lithium concentrations below the GWPS of 0.04 mg/L through August 2023. The lithium SSL previously observed at MW-13 will be reassessed when the recommended number of eight total samples per the CCR Rule are available to perform statistical analysis for SSL evaluation on MW-13R.

5.0 ALTERNATE SOURCE DEMONSTRATION

In accordance with the CCR Rule, FPL previously prepared an *Alternate Source Demonstration* (ASD) for total radium (Geosyntec, 2019a). The key conclusions of the ASD were based on historical findings accepted by FDEP in the following documents: *Radionuclides at Gulf Power Lansing Smith Plant* (FDEP, 1997a) and *Comments on "Factors Affecting the Distribution of Radiological Activity in Groundwater in the Vicinity of Plant Lansing Smith, Bay County, Florida"* (FDEP, 1997b). The findings of these documents are briefly summarized below:

- Parent radionuclides that decay into total radium (i.e., uranium and thorium) are naturally-occurring constituents in native sediments at Plant Smith;

- Interactions between saline groundwater and native sediments enriched in uranium and thorium (parent radionuclides to total radium) mobilizes total radium into groundwater; and

- Results of extraction tests conducted on ash from the Ash Pond demonstrate that the Ash Pond was not the source of the SSLs for total radium reported in groundwater.

6.0 SUMMARY AND FUTURE ACTIONS

Currently, FPL is performing closure activities in accordance with 40 CFR Section 257.102(d) and the FDEP-approved closure plan. Closure activities include: (i) excavation of CCR outside the limits of the recently constructed lined ponds, including the perimeter dike system, and dewatering, placement, and compaction of CCR in the dry stack area (i.e., final closure area); and ii) installation of a slurry wall around the perimeter of the closed-in-place Ash Pond as approved by FDEP on September 14, 2017. These in-place closure strategies will act to contain CCR and minimize potential future releases of CCR, consistent with the criteria for remedy selection outlined in 40 CFR Section 257.97.

In accordance with the CCR Rule, FPL continued implementation of assessment monitoring in 2023. Statistical analysis of the March 2023 data identified SSLs of total radium downgradient of the Ash Pond. An ASD was previously prepared for the total radium SSLs which documents that a source other than the Ash Pond caused the total radium SSLs. Statistical analysis for SSL evaluation of the August 2023 data will be performed upon availability of the recommended number of eight total replacement well samples per the CCR Rule.

Arsenic and lithium SSLs were previously identified at monitoring wells that were abandoned in 2020. Replacement wells (MW-11R and MW-13R) had arsenic and lithium concentrations below their corresponding GWPSs in March and August 2023. The arsenic and lithium SSLs will be reassessed once the recommended number of eight total samples per the CCR Rule are collected from replacement wells to enable statistical comparisons of recent data and historical data in accordance with the Unified Guidance (USEPA, 2009).

Remedy implementation is ongoing. Assessment monitoring and corrective action monitoring will continue in 2024 and the performance of the selected remedy for arsenic and lithium SSLs will be monitored in accordance with the CAMP (Geosyntec, 2022b).

7.0 REFERENCES

Florida Department of Environmental Protection (FDEP), 6 June 1997a. *Radionuclides at Gulf Power Lansing Smith Plant.*

Florida Department of Environmental Protection (FDEP), 9 June 1997b. Comments concerning "Factors Affecting the Distribution of Radiological Activity in Groundwater in the Vicinity of Plant Lansing Smith, Bay County, Florida."

Florida Department of Environment Protection (FDEP), 2017. *Department of Environmental Protection Standard Operating Procedures for Field Activities.* DEP-SOP-001/01. Florida Department of Environmental Protection. January. https://floridadep.gov/dear/quality-assurance/content/dep-sops

Geosyntec Consultants, 2019a. Alternate Source Demonstration, Gulf Power Company, Ash Pond, January.

Geosyntec Consultants, 2019b. Assessment of Corrective Measures Report, Gulf Power Company, Plant Smith, Ash Pond, June.

Geosyntec Consultants, 2020. 2019 Annual Groundwater Monitoring Report, Gulf Power Company, Plant Smith, Ash Pond, January.

Geosyntec Consultants, 2022a. Selection of Remedy Report, Florida Power & Light Company, Plant Smith, Ash Pond, July.

Geosyntec Consultants, 2022b. Corrective Action Groundwater Monitoring Plan, Florida Power & Light Company, Plant Smith, Ash Pond, October.

Groundwater Stats Consulting (GSC), 2017. Gulf Power Company, Plant Smith, Ash Pond, Statistical Analysis Plan. October.

Pratt, Thomas R., Christopher J. Richards, Katherine A. Milla, Jeffry R. Wagner, Jay L. Johnson, and Ross J. Curry, 1996. *Hydrogeology of the Northwest Florida Water Management District*. Water Resources Special Report 96-4. October.

Southern Company, 2017. *Statistical Analysis Method Certification, 40 CFR 257.93(f), Plant Smith Ash Pond*. Gulf Power Company. October.

Southern Company, 2018. 2017 *Annual Groundwater Monitoring and Corrective Action Report. Gulf Power Company – Plant Smith Ash Pond.* January.

USEPA, 2009. *Statistical Analysis of Groundwater Monitoring Data at RCRA Facilities, Unified Guidance*. Office of Resource Conservation and Recovery – Program Implementation and Information Division. March.

USEPA, 2011. *Region IV Data Validation Standard Operating Procedures.* Science and Ecosystem Support Division. Region IV. Athens, GA. September.

USEPA, 2017. *National Functional Guidelines for Inorganic Superfund Methods Data Review*. Office of Superfund Remediation and Technology Innovation. OLEM 9355.0-135 [EPA-540-R-2017-001]. Washington, DC. January.

TABLES

TABLE 1: GROUNDWATER MONITORING LOCATION DETAILS
Florida Power & Light Company - Plant Smith Ash Pond, Bay County, Florida

Monitoring Location	Installation Date	Northing	Easting	Ground Elevation	Top of Casing Elevation	Top of Screen Elevation	Bottom of Screen Elevation	Designation
CCR Groundwater Monitoring Network								
MW-01	11/11/2015	464368.78	1589789.76	11.09	10.75	1.15	-8.85	Piezometer
MW-02	11/10/2015	464419.66	1592286.78	10.26	13.29	-2.71	-12.71	Background
MW-03	11/10/2015	464322.49	1594277.21	10.98	14.06	-8.94	-18.94	Background
MW-04[3]	11/7/2015	464027.17	1591388.60	12.00	15.05	2.25	-7.75	Piezometer
MW-05[3]	11/4/2015	463987.97	1592784.03	11.18	14.13	-1.97	-11.97	Piezometer
MW-06[3]	11/17/2015	463858.80	1591389.13	24.18	23.82	-5.38	-15.38	Downgradient
MW-07[3]	11/3/2015	463856.65	1592774.97	21.72	21.42	-7.88	-17.88	Downgradient
MW-08	11/17/2015	461649.15	1590479.94	21.33	24.31	-8.39	-18.39	Downgradient
MW-08R	3/7/2022	461469.18	1590480.47	9.58	12.55	-8.35	-18.35	Downgradient
MW-09	11/17/2015	460663.62	1590695.95	12.49	15.37	-6.73	-16.73	Downgradient
MW-09R	3/7/2022	460664.53	1590695.87	5.53	8.82	-6.48	-16.48	Downgradient
MW-10	11/20/2015	461234.34	1592098.52	10.94	13.93	-8.67	-18.67	Downgradient
MW-10R	3/8/2022	461237.65	1592097.00	4.68	7.83	-8.99	-18.99	Downgradient
MW-11	11/21/2015	462157.18	1593298.86	13.42	16.51	-6.49	-16.49	Downgradient
MW-11R	8/17/2022	462151.51	1593304.67	10.96	14.11	-7.04	-17.04	Downgradient
MW-12	11/11/2015	462362.00	1589322.96	8.21	11.14	-10.56	-20.56	Background
MW-13	11/11/2015	462676.94	1590589.33	23.53	26.54	-6.36	-16.36	Downgradient
MW-13R	11/2/2021	462673.45	1590519.02	11.51	14.81	-7.50	-17.50	Downgradient
MW-14	11/10/2015	460892.89	1590173.47	22.11	24.95	-5.69	-15.69	Downgradient
MW-14R	11/2/2021	460706.93	1590247.87	5.59	8.89	-6.25	-16.25	Downgradient

Notes:

1. Northing and easting are in feet relative to the State Plane Florida North Datum of 1983.
2. Elevations are in feet relative to the North American Vertical Datum of 1988.
3. Monitoring well was abandoned in April 2023 to facilitate CCR closure activities along the northern perimeter of the Ash Pond.

TABLE 2: SUMMARY OF 2023 GROUNDWATER SAMPLING EVENTS
Florida Power & Light Company - Plant Smith Ash Pond, Bay County, Florida

Monitoring Location	2023 Semi-Annual Assessment Monitoring Event 1	2023 Semi-Annual Assessment Monitoring Event 2
MW-02	3/28/2023	8/28/2023
MW-03	3/28/2023	8/28/2023
MW-06[3]	3/29/2023	NA[3]
MW-07[3]	3/29/2023	NA[3]
MW-08R	3/29/2023	8/31/2023
MW-09R	3/30/2023	8/29/2023
MW-10R	3/30/2023	8/29/2023
MW-11R	3/29/2023	8/28/2023
MW-12	3/28/2023	8/28/2023
MW-13R	3/29/2023	8/31/2023
MW-14R	3/29/2023	8/29/2023

Notes:

1. Both assessment monitoring events include groundwater samples analyzed for CCR Rule Appendix III and Appendix IV constituents.
2. Monitoring well was abandoned in April 2023 to facilitate CCR closure activities along the northern perimeter of the Ash Pond.
3. NA indicates monitoring well was abandoned in April 2023 to facilitate CCR closure activities along the northern perimeter of the Ash Pond.

TABLE 3: SUMMARY OF 2023 GROUNDWATER LABORATORY ANALYTICAL DATA
Florida Power & Light Company - Plant Smith Ash Pond, Bay County, Florida

Monitoring Location	Well Designation	Sample Date	Antimony (mg/L)	Arsenic (mg/L)	Barium (mg/L)	Beryllium (mg/L)	Boron (mg/L)	Cadmium (mg/L)	Calcium (mg/L)	Chloride (mg/L)	Chromium (mg/L)	Cobalt (mg/L)	Total Radium (pCi/L)	Fluoride (mg/L)	Lead (mg/L)	Lithium (mg/L)	Mercury (mg/L)	Molybdenum (mg/L)	pH (SU)	Selenium (mg/L)	Sulfate (mg/L)	TDS (mg/L)	Thallium (mg/L)
Semi-Annual Assessment Monitoring Event 1																							
MW-02	Background	3/28/2023	0.0015 U	0.0012 U	0.016	0.00092 U	0.037 I	0.00065 U	20	7.7	0.0039 V	0.00056 U	1.24	0.13	0.00081 U	0.0049 U	0.00015 U	0.0013 U	6	0.001 I	8.8	98	0.00046 U
MW-03	Background	3/28/2023	0.0015 U	0.0012 U	0.025	0.00092 U	0.027 I	0.00065 U	2.9	12	0.0024 I,V	0.00056 U	1.71	0.07 U	0.00081 U	0.01	0.00015 U	0.0013 U	4.85	0.00082 U	1.4 U	92	0.00046 U
MW-12	Background	3/28/2023	0.0015 U	0.0012 U	0.011	0.00092 U	0.11	0.00065 U	23	160	0.0028 V	0.00056 U	2.04	0.11	0.00081 U	0.012	0.00015 U	0.0013 U	5.87	0.00082 U	4.5 I	600	0.00046 U
MW-06	Downgradient	3/29/2023	0.0015 U	0.0012 U	0.065	0.0011 I	18	0.00065 U	220	2,800	0.0018 I,V	0.00056 U	25.5	0.07 U	0.00081 U	0.013	0.00015 U	0.0013 U	5.21	0.00082 U	420	2,700	0.00046 U
MW-07	Downgradient	3/29/2023	0.0015 U	0.0016	0.11	0.00092 U	3.4	0.00065 U	300	2,700	0.004 V	0.00056 U	27.1	0.07 U	0.00081 U	0.0049 U	0.00015 U	0.01 I	6.35	0.00082 U	470	6,200	0.00046 U
MW-08R	Downgradient	3/29/2023	0.0015 U	0.004	0.052	0.00092 U	23	0.00065 U	490	2,900	0.21	0.0012 I	21.1	0.07 U	0.00081 U	0.0049 U	0.00015 U	0.0091 I	6.13	0.00082 U	820	5,900	0.00046 U
MW-09R	Downgradient	3/30/2023	0.0015 U	0.0077	0.07	0.00092 U	12	0.00065 U	230	1,800	0.0022 I,V	0.00056 U	6.55	0.07 U	0.00081 U	0.0049 U	0.00015 U	0.0042 I	6.9	0.0012 I	530	4,200	0.00046 U
MW-10R	Downgradient	3/30/2023	0.0015 U	0.0012 U	0.092	0.00092 U	15	0.00065 U	600	2,500	0.036	0.00056 U	9.79	0.07 U	0.00081 U	0.0049 U	0.00015 U	0.0013 U	6.26	0.00082 U	830	580	0.00046 U
MW-11R	Downgradient	3/29/2023	0.0015 U	0.0034	0.1	0.0012 I	3.3	0.00065 U	150	2,400	0.069	0.00056 U	21.4	0.26	0.00081 U	0.076	0.00015 U	0.0071 I	6.27	0.0027	310	4,700	0.00046 U
MW-13R	Downgradient	3/29/2023	0.0015 U	0.0095	0.039	0.00092 U	17	0.00065 U	230	2,100	0.028	0.00056 I	14.2	0.07 U	0.00081 U	0.0049 U	0.00015 U	0.023	6	0.00082 U	440	3,900	0.00046 U
MW-14R	Downgradient	3/29/2023	0.0015 U	0.0012 U	0.011	0.00092 U	2	0.00065 U	42	140	0.0024 I,V	0.00056 U	0.635	0.32	0.00081 U	0.15	0.00015 U	0.007 I	7.51	0.00082 U	100	480	0.00046 U
Semi-Annual Assessment Monitoring Event 2																							
MW-02	Background	8/28/2023	0.0005 U	0.0012 U	0.015	0.00028 U	0.064	0.00065 U	9.2	19	0.0021 U	0.00056 U	1.5 I	0.088 I	0.00081 U	0.0049 U	0.00015 U	0.00046 U	5.56	0.00082 U	7.4 I	64	0.00011 U
MW-03	Background	8/28/2023	0.0005 U	0.0012 U	0.025	0.00028 U	0.029 U	0.00065 U	2.7	19	0.0021 U	0.00056 U	2.42 I	0.07 U	0.00081 U	0.011	0.00015 U	0.00046 U	4.83	0.00082 U	1.4 U	56	0.00011 U
MW-12	Background	8/28/2023	0.0005 U	0.0012 U	0.014	0.00028 U	0.13	0.00065 U	27	170	0.0021 U	0.00056 U	2.52 I	0.13	0.00081 U	0.015	0.00015 U	0.00046 U	5.88	0.00082 U	29	480	0.00011 U
MW-06[8]	Downgradient	-	-	-	-	-	-	-	-	-	-	-	-	-	-	-	-	-	-	-	-	-	-
MW-07[8]	Downgradient	-	-	-	-	-	-	-	-	-	-	-	-	-	-	-	-	-	-	-	-	-	-
MW-08R	Downgradient	8/31/2023	0.0005 U	0.0038	0.048	0.00028 U	16	0.00065 U	450	2,800	0.57	0.0021 I	20	0.07 U	0.00081 U	0.0052	0.00015 U	0.01 I	6.28	0.0015	1,500	6,200	0.00011 U
MW-09R	Downgradient	8/29/2023	0.0005 U	0.0073	0.076	0.00028 U	10	0.00065 U	250	2,000	0.0021 U	0.00056 U	6.61	0.07 U	0.00081 U	0.005	0.00015 U	0.0042 I	6.85	0.00082 U	750	3,700	0.00011 U
MW-10R	Downgradient	8/29/2023	0.0005 U	0.0012 U	0.085	0.00028 U	4.6	0.00065 U	300	2,700	0.008	0.00056 U	14.5	0.091 I	0.00081 U	0.012	0.00015 U	0.00046 U	6.64	0.0011 I	740	6,100	0.00011 U
MW-11R	Downgradient	8/28/2023	0.0005 U	0.0041	0.12	0.0018 I	3.9	0.00065 U	150	2,700	0.14	0.0009 I	24	0.19	0.00081 U	0.037	0.00015 U	0.0085 I	6.26	0.0014	380	4,700	0.00011 U
MW-13R	Downgradient	8/31/2023	0.0005 U	0.011	0.038	0.00028 U	13	0.00065 U	200	3,000	0.021	0.00066 I	18.3	0.07 U	0.00081 U	0.0049 U	0.00015 U	0.023	6.06	0.0011 I	930	3,600	0.00011 U
MW-14R	Downgradient	8/29/2023	0.0005 U	0.0012 U	0.017	0.00028 U	2.9	0.00065 U	57	200	0.0021 U	0.00056 U	2.21 I	0.38	0.00081 U	0.19	0.00015 U	0.0081 I	7.49	0.0015	350 Q	680	0.00011 U

Notes:
1. "mg/L" indicates milligrams per liter, "pCi/L" indicates picocuries per liter, "SU" indicates standard units.
2. "TDS" indicates total dissolved solids.
3. "U" indicates analyte was analyzed but not detected.
4. "V" indicates that the analyte was detected at or above the method detection limit in both the sample and associated method blank and the value of 10 times the blank was equal to or greater than the associated sample value (i.e., the reported concentration may be biased high).
5. "I" indicates that the reported value is between laboratory method detection limit and laboratory practical quantitation limit.
6. Data validation was performed on laboratory analytical results from both semi-annual assessment monitoring events in 2023 as described in the data validation reports included in Appendix A. Data validation flags are not included in Table 3.
7. Total radium is defined as the combined concentrations of radium 226 and radium 228.
8. Monitoring wells were abandoned in April 2023 to facilitate CCR closure activities.
9. "Q" indicates sample was analyzed out of hold time due to laboratory error.

TABLE 4: SUMMARY OF 2023 GROUNDWATER ELEVATIONS
Florida Power & Light Company - Plant Smith Ash Pond, Bay County, Florida

Monitoring Location	Northing	Easting	Top of Casing Elevation	Date	Depth to Water	Groundwater Elevation	Date	Depth to Water	Groundwater Elevation
MW-01	464368.78	1589789.76	10.75	3/27/2023	5.54	5.21	8/28/2023	5.73	5.02
MW-02	464419.66	1592286.78	13.29	3/27/2023	6.01	7.28	8/28/2023	7.12	6.17
MW-03	464322.49	1594277.21	14.06	3/27/2023	6.65	7.41	8/28/2023	7.96	6.10
MW-04	464027.17	1591388.60	15.05	3/27/2023	8.51	6.54	8/28/2023	Not Measured[4]	-
MW-05	463987.97	1592784.03	14.13	3/27/2023	7.23	6.90	8/28/2023	Not Measured[4]	-
MW-06	463858.80	1591389.13	23.82	3/27/2023	16.89	6.93	8/28/2023	Not Measured[4]	-
MW-07	463856.65	1592774.97	21.42	3/27/2023	14.30	7.12	8/28/2023	Not Measured[4]	-
MW-08R	461469.18	1590480.47	12.55	3/27/2023	5.54	7.01	8/28/2023	5.98	6.57
MW-09R	460664.53	1590695.87	8.82	3/27/2023	5.56	3.26	8/28/2023	6.56	2.26
MW-10R	461237.65	1592097.00	7.83	3/27/2023	4.42	3.41	8/28/2023	4.99	2.84
MW-11R	462151.51	1593304.67	14.11	3/27/2023	10.42	3.69	8/28/2023	10.47	3.64
MW-12	462362.00	1589322.96	11.14	3/27/2023	9.56	1.58	8/28/2023	9.23	1.91
MW-13R	462673.45	1590519.02	14.81	3/27/2023	7.03	7.78	8/28/2023	8.06	6.75
MW-14R	460706.93	1590247.87	8.89	3/27/2023	6.78	2.11	8/28/2023	7.01	1.88
MWI-12A	461669.34	1593482.68	9.82	3/27/2023	7.09	2.73	8/28/2023	7.30	2.52
PZ-14	462584.13	1590334.98	9.87	3/27/2023	2.82	7.05	8/28/2023	3.79	6.08

Notes:
1. Northing and easting are in feet relative to the State Plane Florida North Datum of 1983.
2. Elevations are in feet relative to the North American Vertical Datum of 1988.
3. Depth to water measurements are in feet below top of casing.
4. Monitoring well was abandoned in April 2023 to facilitate CCR unit activities along the northern perimeter of the Ash Pond.

TABLE 5: SUMMARY OF 2023 BACKGROUND LIMITS AND GROUNDWATER PROTECTION STANDARDS
Florida Power & Light Company - Plant Smith Ash Pond, Bay County, Florida

Analyte	Units[1]	USEPA CCR Rule Specified Limit[1]	March 2023		August 2023	
			Background[3]	Site-Specific GWPS[1,4]	Background[3]	Site-Specific GWPS[1,4]
Antimony	mg/L	0.006	0.0025	0.006	0.0025	0.006
Arsenic	mg/L	0.01	0.0014	0.01	0.0014	0.01
Barium	mg/L	2	0.029	2	0.029	2
Beryllium	mg/L	0.004	0.0025	0.004	0.0025	0.004
Cadmium	mg/L	0.005	0.0025	0.005	0.0025	0.005
Chromium	mg/L	0.1	0.0074	0.1	0.0074	0.1
Cobalt[2]	mg/L	0.006	0.0025	0.006	0.0025	0.006
Fluoride	mg/L	4	0.28	4	0.28	4
Lead[2]	mg/L	0.015	0.0013	0.015	0.0013	0.015
Lithium[2]	mg/L	0.04	0.025	0.04	0.025	0.04
Mercury	mg/L	0.002	0.0002	0.002	0.0002	0.002
Molybdenum[2]	mg/L	0.1	0.015	0.1	0.015	0.1
Selenium	mg/L	0.05	0.0013	0.05	0.0013	0.05
Thallium	mg/L	0.002	0.0005	0.002	0.0005	0.002
Total Radium - 226+228[5]	pCi/L	5	4.64	5	4.64	5

Notes:

1. USEPA indicates United States Environmental Protection Agency; CCR indicates Coal Combustion Residuals; NA - not applicable; GWPS indicates Groundwater Protection Standard; mg/L indicates milligrams per liter; pCi/L indicates picocuries per liter.
2. USEPA CCR Rule Specified Limit established in the USEPA CCR Rule Amendment dated July 30, 2018.
3. Background indicates the statistically derived upper tolerance limit.
4. GWPS selected as the higher of the USEPA CCR Rule Specified Limit and background.
5. Total Radium is defined as the combined concentrations of radium 226 and radium 228.

FIGURES

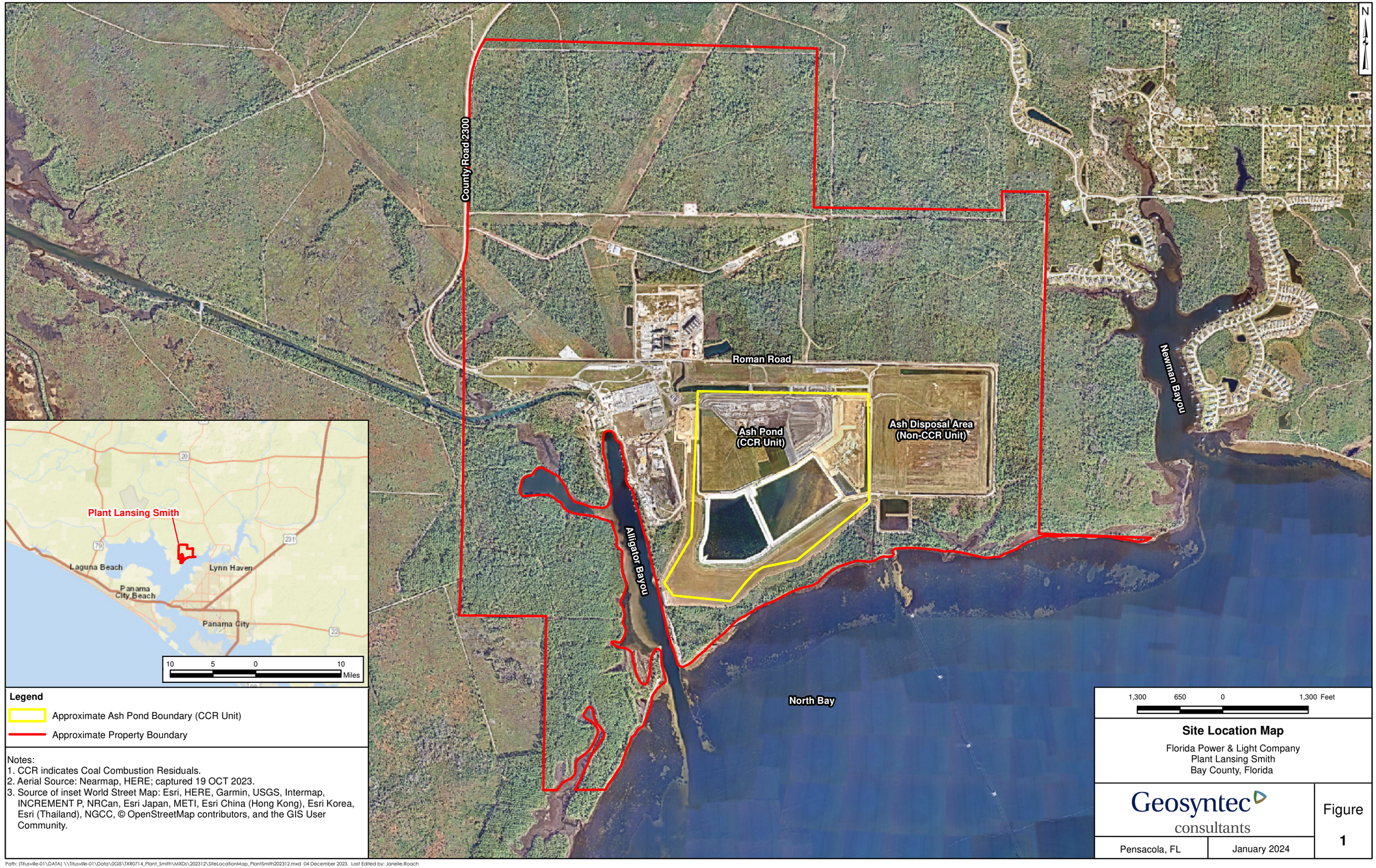

Legend

- Approximate Ash Pond Boundary (CCR Unit)
- Approximate Property Boundary

Notes:
1. CCR indicates Coal Combustion Residuals.
2. Aerial Source: Nearmap, HERE; captured 19 OCT 2023.
3. Source of inset World Street Map: Esri, HERE, Garmin, USGS, Intermap, INCREMENT P, NRCan, Esri Japan, METI, Esri China (Hong Kong), Esri Korea, Esri (Thailand), NGCC, © OpenStreetMap contributors, and the GIS User Community.

Site Location Map

Florida Power & Light Company
Plant Lansing Smith
Bay County, Florida

Geosyntec consultants

Pensacola, FL | January 2024

Figure 1

Path: (Titusville-01\DATA) \\Titusville-01\Data\0GIS\TXR0714_Plant_Smith\MXDs\202312\SiteLocationMap_PlantSmith202312.mxd 04 December 2023. Last Edited by: Janelle.Roach

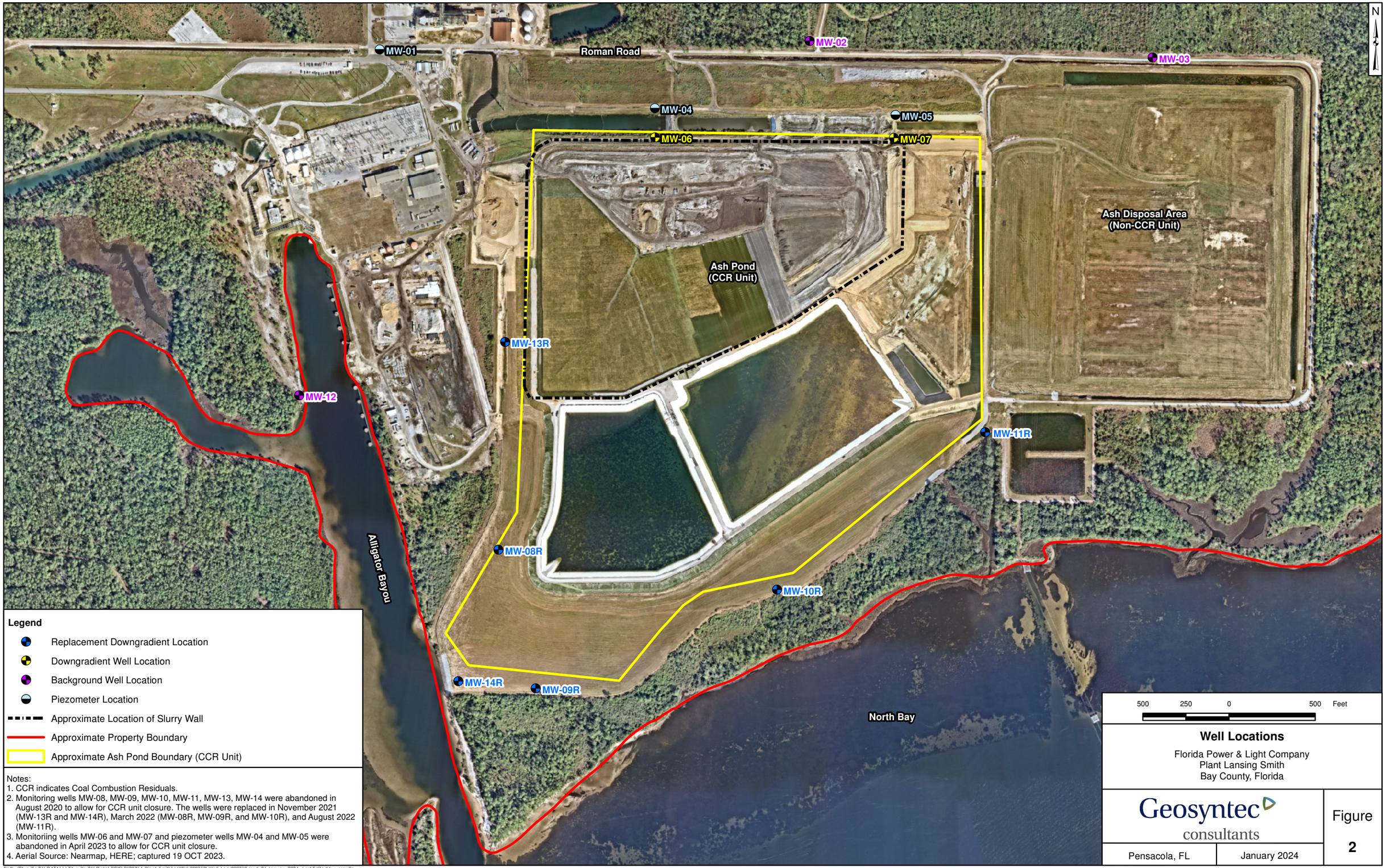

Notes:
1. CCR indicates Coal Combustion Residuals.
2. Monitoring wells MW-08, MW-09, MW-10, MW-11, MW-13, MW-14 were abandoned in August 2020 to allow for CCR unit closure. The wells were replaced in November 2021 (MW-13R and MW-14R), March 2022 (MW-08R, MW-09R, and MW-10R), and August 2022 (MW-11R).
3. Monitoriing wells MW-06 and MW-07 and piezometer wells MW-04 and MW-05 were abandoned in April 2023 to allow for CCR unit closure.
4. Aerial Source: Nearmap, HERE; captured 19 OCT 2023.

Well Locations

Florida Power & Light Company
Plant Lansing Smith
Bay County, Florida

Geosyntec consultants

Pensacola, FL | January 2024

Figure 2

Path: [Tallahassee-01\DATA] \\Tallahassee-01\Data\0GIS\TXR0714_Plant_Smith\MXDs\202312\Well_Locs202312.mxd 26 January 2024, Last Edited by: csaville

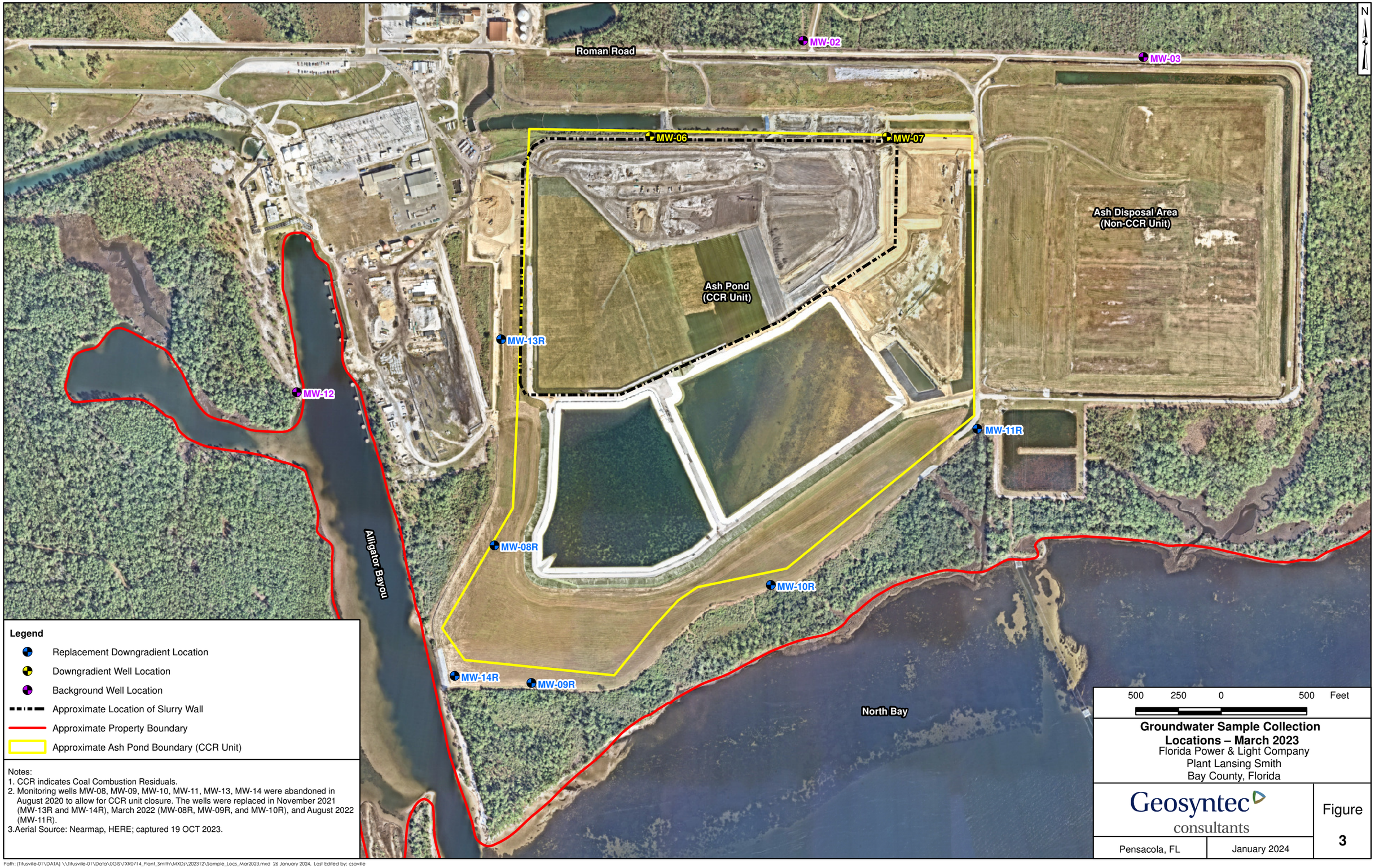

Path: (Titusville-01\DATA) \\Titusville-01\Data\GIS\TXR0714_Plant_Smith\MXDs\202312\Sample_Locs_Mar2023.mxd 26 January 2024. Last Edited by: csaville

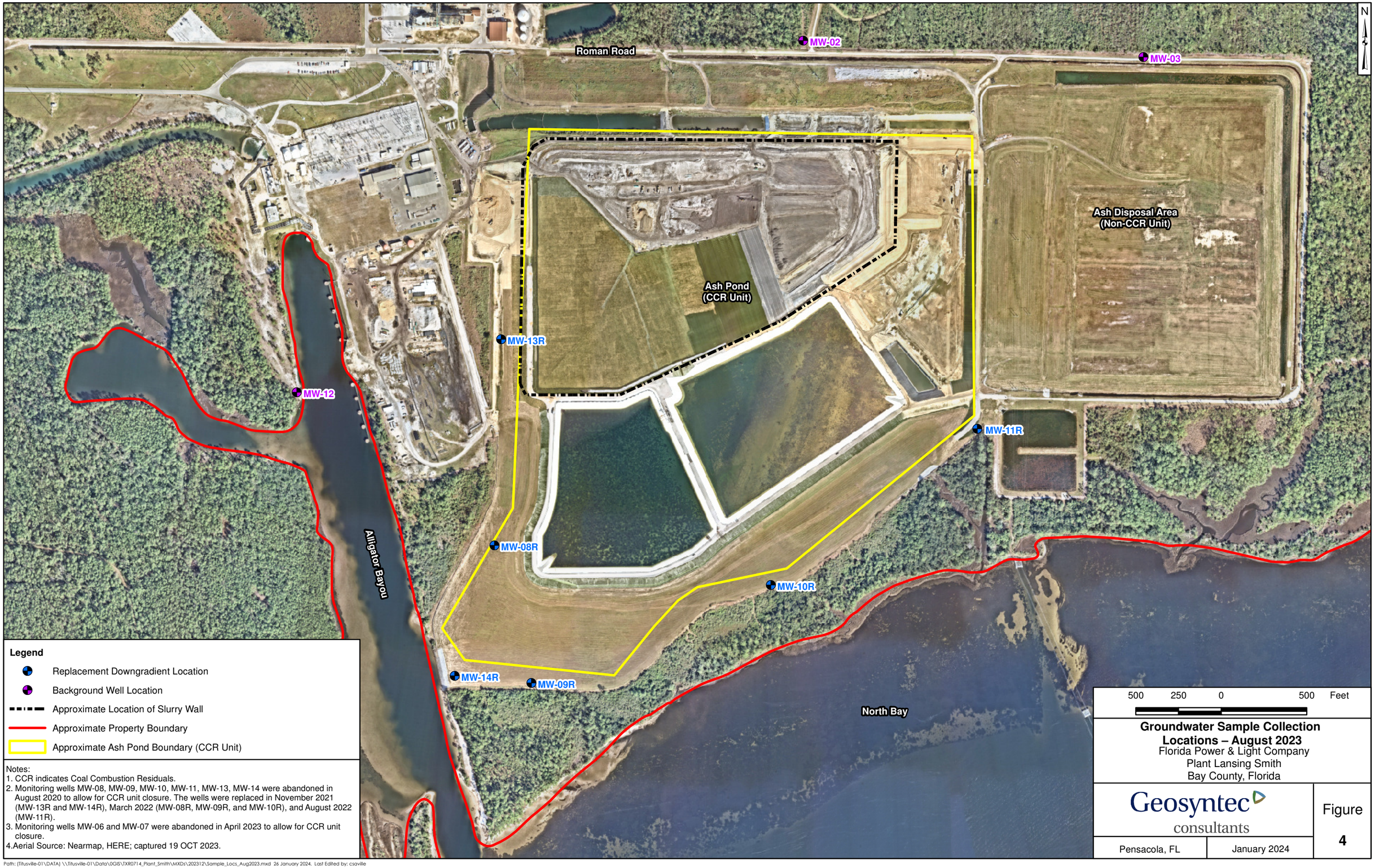

Path: (Titusville-01\DATA) \\Titusville-01\Data\0GIS\TXR0714_Plant_Smith\MXDs\202312\Sample_Locs_Aug2023.mxd 26 January 2024, Last Edited by: csaville

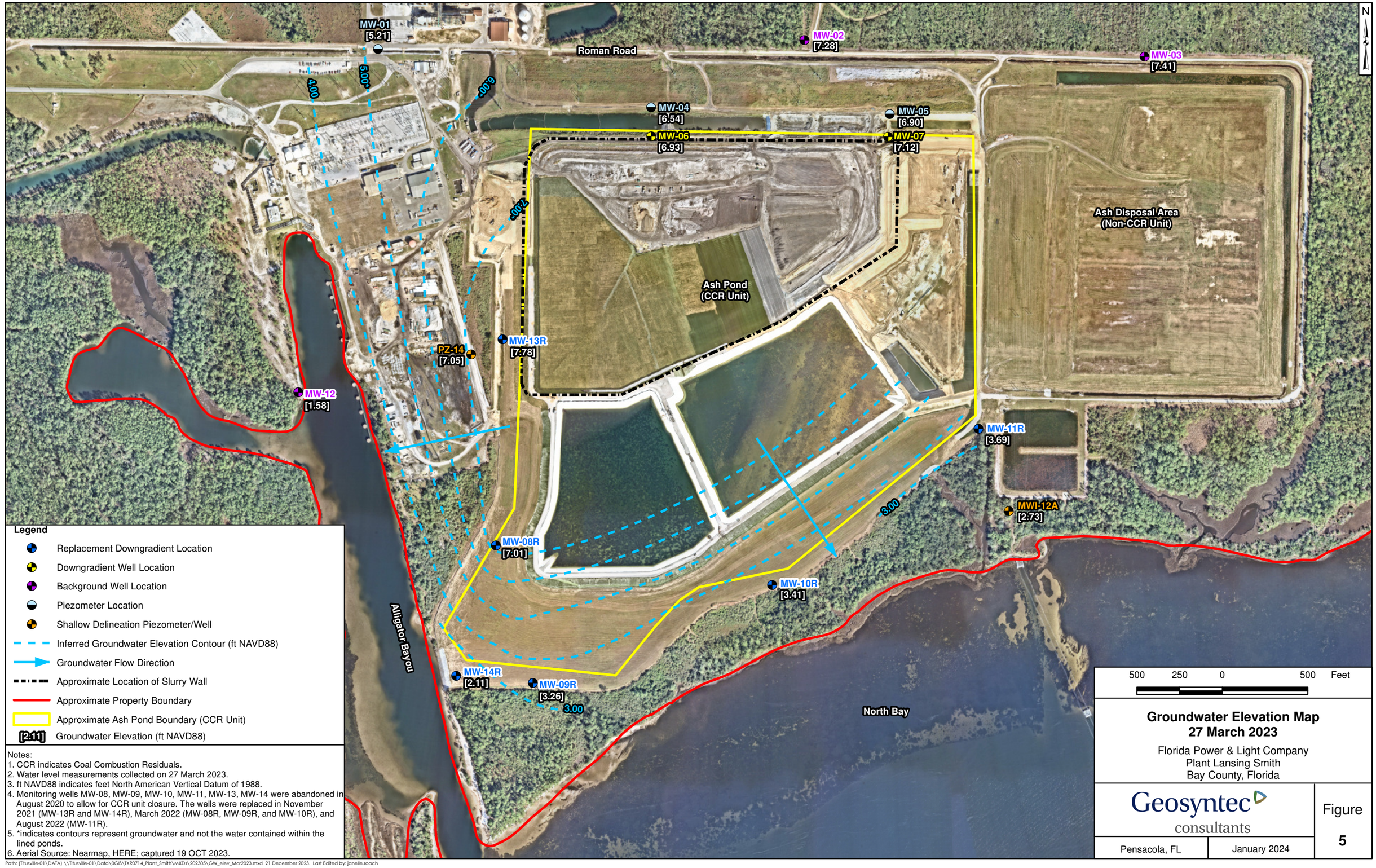

Notes:
1. CCR indicates Coal Combustion Residuals.
2. Water level measurements collected on 27 March 2023.
3. ft NAVD88 indicates feet North American Vertical Datum of 1988.
4. Monitoring wells MW-08, MW-09, MW-10, MW-11, MW-13, MW-14 were abandoned in August 2020 to allow for CCR unit closure. The wells were replaced in November 2021 (MW-13R and MW-14R), March 2022 (MW-08R, MW-09R, and MW-10R), and August 2022 (MW-11R).
5. *indicates contours represent groundwater and not the water contained within the lined ponds.
6. Aerial Source: Nearmap, HERE; captured 19 OCT 2023.

Groundwater Elevation Map
27 March 2023

Florida Power & Light Company
Plant Lansing Smith
Bay County, Florida

Geosyntec consultants

Pensacola, FL | January 2024

Figure 5

Path: (Titusville-01\DATA) \\Titusville-01\Data\GIS\TXR0714_Plant_Smith\MXDs\202305\GW_elev_Mar2023.mxd 21 December 2023. Last Edited by: janelle.roach



Legend

- Replacement Downgradient Location
- Downgradient Well Location
- Background Well Location
- Piezometer Location
- Shallow Delineation Piezometer/Well
- Inferred Groundwater Elevation Contour (ft NAVD88)
- Groundwater Flow Direction
- Approximate Location of Slurry Wall
- Approximate Property Boundary
- Approximate Ash Pond Boundary (CCR Unit)
- [2.11] Groundwater Elevation (ft NAVD88)

Notes:
1. CCR indicates Coal Combustion Residuals.
2. Water level measurements collected on 28 August 2023.
3. NM indicates not measured.
4. ft NAVD88 indicates feet North American Vertical Datum of 1988.
5. Monitoring wells MW-08, MW-09, MW-10, MW-11, MW-13, MW-14 were abandoned in August 2020 to allow for CCR unit closure. The wells were replaced in November 2021 (MW-13R and MW-14R), March 2022 (MW-08R, MW-09R, and MW-10R), and August 2022 (MW-11R).
6. Monitoring wells MW-06 and MW-07 and piezometer wells MW-04 and MW-05 were abandoned in April 2023 to allow for CCR unit closure.
7. *indicates contours represent groundwater and not the water contained within the lined ponds.
8. Aerial Source: Nearmap, HERE; captured 19 OCT 2023.

Groundwater Elevation Map
28 August 2023

Florida Power & Light Company
Plant Lansing Smith
Bay County, Florida

Geosyntec consultants

Pensacola, FL | January 2024

Figure 6

APPENDIX A

Laboratory Analytical, Field Sampling Reports, and September 2022, March 2023, and August 2023 Data Validation Reports

Low-Flow Test Report:

Test Date / Time: 3/28/2023 8:42:34 AM
Project: Smith CCR MW-02
Operator Name: Rick Hagendorfer

Location Name: Smith CCR MW-02 **Well Diameter: 2 in** **Casing Type: PVC** **Screen Length: 10 ft** **Top of Screen: 16 ft** **Total Depth: 26 ft** **Initial Depth to Water: 6.03 ft**	**Pump Type: PP** **Tubing Type: PE** **Pump Intake From TOC: 21 ft** **Estimated Total Volume Pumped: 28000 ml** **Flow Cell Volume: 90 ml** **Final Flow Rate: 400 ml/min** **Final Draw Down: 2.42 ft**	**Instrument Used: Aqua TROLL 400** **Serial Number: 852546**

Test Notes:

Weather Conditions:
Cloudy, 72 degrees F

Low-Flow Readings:

Date Time	Elapsed Time	pH	Temperature	Specific Conductivity	RDO Concentration	Turbidity	ORP	Depth to Water	Flow
		+/- 0.2	+/- 0.2	+/- 5 %	+/- 0.2	+/- 10	+/- 20	+/- 0.3	
3/28/2023 8:42 AM	00:00	5.66 pH	22.44 °C	151.47 µS/cm	1.29 mg/L		101.2 mV	6.03 ft	400.00 ml/min
3/28/2023 8:47 AM	05:00	5.93 pH	21.12 °C	147.22 µS/cm	0.25 mg/L	3.68 NTU	86.3 mV	7.66 ft	400.00 ml/min
3/28/2023 8:52 AM	10:00	5.94 pH	21.04 °C	143.25 µS/cm	0.22 mg/L	5.45 NTU	80.0 mV	7.99 ft	400.00 ml/min
3/28/2023 8:57 AM	15:00	5.94 pH	21.05 °C	139.73 µS/cm	0.21 mg/L	7.74 NTU	76.5 mV	8.09 ft	400.00 ml/min
3/28/2023 9:02 AM	20:00	5.94 pH	21.21 °C	139.41 µS/cm	0.20 mg/L	6.02 NTU	74.3 mV	8.18 ft	400.00 ml/min
3/28/2023 9:07 AM	25:00	5.94 pH	21.25 °C	142.78 µS/cm	0.20 mg/L	5.27 NTU	73.1 mV	8.25 ft	400.00 ml/min
3/28/2023 9:12 AM	30:00	5.94 pH	21.30 °C	141.28 µS/cm	0.20 mg/L	3.82 NTU	71.4 mV	8.29 ft	400.00 ml/min
3/28/2023 9:17 AM	35:00	5.94 pH	21.28 °C	144.92 µS/cm	0.19 mg/L	4.31 NTU	70.5 mV	8.34 ft	400.00 ml/min
3/28/2023 9:22 AM	40:00	5.96 pH	21.28 °C	144.97 µS/cm	0.19 mg/L	4.48 NTU	69.1 mV	8.37 ft	400.00 ml/min
3/28/2023 9:27 AM	45:00	5.97 pH	21.28 °C	145.60 µS/cm	0.19 mg/L	3.38 NTU	68.1 mV	8.38 ft	400.00 ml/min
3/28/2023 9:32 AM	50:00	5.99 pH	21.30 °C	149.28 µS/cm	0.19 mg/L	3.86 NTU	67.2 mV	8.39 ft	400.00 ml/min
3/28/2023 9:37 AM	55:00	5.97 pH	21.32 °C	148.86 µS/cm	0.18 mg/L	2.87 NTU	66.5 mV	8.40 ft	400.00 ml/min
3/28/2023 9:42 AM	01:00:00	6.00 pH	21.37 °C	150.15 µS/cm	0.18 mg/L	2.80 NTU	65.4 mV	8.42 ft	400.00 ml/min

3/28/2023 9:47 AM	01:05:00	6.00 pH	21.41 °C	149.53 µS/cm	0.18 mg/L	2.02 NTU	64.5 mV	8.45 ft	400.00 ml/min
3/28/2023 9:52 AM	01:10:00	6.00 pH	21.46 °C	151.71 µS/cm	0.18 mg/L	2.18 NTU	63.7 mV	8.45 ft	400.00 ml/min

Samples

Sample ID:	Description:
MW-02	Sample time 0956.

Created using VuSitu from In-Situ, Inc.

Low-Flow Test Report:

Test Date / Time: 3/28/2023 3:01:55 PM
Project: Smith CCR MW-03
Operator Name: Rick Hagendorfer

Location Name: Smith CCR MW-03 **Well Diameter: 2 in** **Casing Type: PVC** **Screen Length: 10 ft** **Top of Screen: 23 ft** **Total Depth: 33 ft** **Initial Depth to Water: 6.61 ft**	**Pump Type: PP** **Tubing Type: PE** **Pump Intake From TOC: 28 ft** **Estimated Total Volume Pumped: 14000 ml** **Flow Cell Volume: 90 ml** **Final Flow Rate: 400 ml/min** **Final Draw Down: -0.02 ft**	**Instrument Used: Aqua TROLL 400** **Serial Number: 852546**

Test Notes:
Water level likely rose in the beginning due to the heavy rain.

Weather Conditions:
Stormed for over 2 hours. Heavy rain and lightning. Light rain now and 69.

Low-Flow Readings:

Date Time	Elapsed Time	pH	Temperature	Specific Conductivity	RDO Concentration	Turbidity	ORP	Depth to Water	Flow
		+/- 0.2	+/- 0.2	+/- 5 %	+/- 0.2	+/- 10	+/- 20	+/- 0.3	
3/28/2023 3:01 PM	00:00	4.84 pH	20.97 °C	67.37 µS/cm	0.16 mg/L		111.4 mV	6.61 ft	400.00 ml/min
3/28/2023 3:06 PM	05:00	4.85 pH	20.97 °C	67.45 µS/cm	0.16 mg/L	0.97 NTU	111.0 mV	6.59 ft	400.00 ml/min
3/28/2023 3:11 PM	10:00	4.86 pH	21.02 °C	67.36 µS/cm	0.16 mg/L	1.02 NTU	110.2 mV	6.59 ft	400.00 ml/min
3/28/2023 3:16 PM	15:00	4.86 pH	21.10 °C	67.37 µS/cm	0.15 mg/L	0.79 NTU	110.2 mV	6.59 ft	400.00 ml/min
3/28/2023 3:21 PM	20:00	4.85 pH	21.10 °C	67.28 µS/cm	0.15 mg/L	0.72 NTU	110.1 mV	6.59 ft	400.00 ml/min
3/28/2023 3:26 PM	25:00	4.87 pH	21.10 °C	67.27 µS/cm	0.15 mg/L	0.89 NTU	109.4 mV	6.59 ft	400.00 ml/min
3/28/2023 3:31 PM	30:00	4.86 pH	21.10 °C	67.14 µS/cm	0.15 mg/L	0.80 NTU	109.7 mV	6.59 ft	400.00 ml/min
3/28/2023 3:36 PM	35:00	4.85 pH	21.15 °C	67.28 µS/cm	0.15 mg/L	0.75 NTU	109.9 mV	6.59 ft	400.00 ml/min

Samples

Sample ID:	Description:
MW-03	Sample time 1540
Dup-01	Fake sample time 1440

Created using VuSitu from In-Situ, Inc.

Low-Flow Test Report:

Test Date / Time: 3/29/2023 8:00:12 AM
Project: Smith CCR MW-06
Operator Name: Todd Voreis

Location Name: Smith CCR MW-06 **Well Diameter: 2 in** **Casing Type: PVC** **Screen Length: 10 ft** **Top of Screen: 29.2 ft** **Total Depth: 39.2 ft** **Initial Depth to Water: 16.79 ft**	**Pump Type: PP** **Tubing Type: PE** **Pump Intake From TOC: 34.2 ft** **Estimated Total Volume Pumped: 58000 ml** **Flow Cell Volume: 90 ml** **Final Flow Rate: 400 ml/min** **Final Draw Down: 4.91 ft**	**Instrument Used: Aqua TROLL 400** **Serial Number: 994415**

Test Notes:
ORP is jumping around appears to be possible meter issue. Will verify if meter is reading ORP correctly after samples are taken. All other parameters are reading correctly and has been verified.

Weather Conditions:
Sunny, 55 degrees F

Low-Flow Readings:

Date Time	Elapsed Time	pH	Temperature	Specific Conductivity	RDO Concentration	Turbidity	ORP	Depth to Water	Flow
		+/- 0.2	+/- 0.2	+/- 5 %	+/- 0.2	+/- 10	+/- 20	+/- 0.3	
3/29/2023 8:00 AM	00:00	7.09 pH	15.38 °C	0.00 µS/cm	10.10 mg/L		71.2 mV	16.79 ft	400.00 ml/min
3/29/2023 8:05 AM	05:00	5.47 pH	21.95 °C	7,784.9 µS/cm	0.23 mg/L	3.80 NTU	-68.8 mV	18.50 ft	400.00 ml/min
3/29/2023 8:10 AM	10:00	5.45 pH	22.37 °C	7,815.5 µS/cm	0.17 mg/L	3.87 NTU	-75.6 mV	19.42 ft	400.00 ml/min
3/29/2023 8:15 AM	15:00	5.36 pH	22.45 °C	7,771.0 µS/cm	0.14 mg/L	1.45 NTU	-68.4 mV	20.08 ft	400.00 ml/min
3/29/2023 8:20 AM	20:00	5.34 pH	22.61 °C	7,938.1 µS/cm	0.12 mg/L	1.46 NTU	-68.0 mV	20.62 ft	400.00 ml/min
3/29/2023 8:25 AM	25:00	5.32 pH	22.66 °C	8,048.2 µS/cm	0.10 mg/L	1.14 NTU	-68.6 mV	21.10 ft	400.00 ml/min
3/29/2023 8:30 AM	30:00	5.31 pH	22.84 °C	8,123.4 µS/cm	0.09 mg/L	0.96 NTU	-69.1 mV	21.42 ft	400.00 ml/min
3/29/2023 8:35 AM	35:00	5.29 pH	22.78 °C	8,247.3 µS/cm	0.09 mg/L	1.09 NTU	-68.4 mV	21.71 ft	400.00 ml/min
3/29/2023 8:40 AM	40:00	5.27 pH	22.79 °C	8,324.7 µS/cm	0.08 mg/L	1.44 NTU	-67.7 mV	21.87 ft	400.00 ml/min
3/29/2023 8:45 AM	45:00	5.27 pH	22.79 °C	8,309.4 µS/cm	0.08 mg/L	1.18 NTU	-67.4 mV	22.50 ft	400.00 ml/min
3/29/2023 8:50 AM	50:00	5.24 pH	22.76 °C	8,470.5 µS/cm	0.08 mg/L	0.77 NTU	-66.3 mV	22.00 ft	400.00 ml/min
3/29/2023 8:55 AM	55:00	5.25 pH	22.73 °C	8,416.8 µS/cm	0.08 mg/L	0.69 NTU	-66.2 mV	22.02 ft	400.00 ml/min
3/29/2023 9:00 AM	01:00:00	5.25 pH	22.82 °C	8,428.1 µS/cm	0.08 mg/L	0.87 NTU	-65.8 mV	22.02 ft	400.00 ml/min

3/29/2023 9:05 AM	01:05:00	5.25 pH	22.78 °C	8,370.7 µS/cm	0.08 mg/L	0.82 NTU	-136.2 mV	21.97 ft	400.00 ml/min
3/29/2023 9:10 AM	01:10:00	5.25 pH	22.84 °C	8,373.0 µS/cm	0.08 mg/L	1.15 NTU	-65.6 mV	22.00 ft	400.00 ml/min
3/29/2023 9:15 AM	01:15:00	5.25 pH	22.92 °C	8,374.9 µS/cm	0.08 mg/L	0.64 NTU	-136.6 mV	22.04 ft	400.00 ml/min
3/29/2023 9:20 AM	01:20:00	5.26 pH	22.87 °C	8,365.2 µS/cm	0.07 mg/L	0.64 NTU	-137.4 mV	22.07 ft	400.00 ml/min
3/29/2023 9:25 AM	01:25:00	5.23 pH	22.90 °C	8,475.9 µS/cm	0.08 mg/L	0.62 NTU	-65.4 mV	22.07 ft	400.00 ml/min
3/29/2023 9:30 AM	01:30:00	5.25 pH	22.93 °C	8,410.9 µS/cm	0.07 mg/L	0.58 NTU	-65.3 mV	22.14 ft	400.00 ml/min
3/29/2023 9:35 AM	01:35:00	5.23 pH	22.91 °C	8,515.6 µS/cm	0.07 mg/L	0.60 NTU	-63.3 mV	22.14 ft	400.00 ml/min
3/29/2023 9:40 AM	01:40:00	5.24 pH	23.01 °C	8,429.7 µS/cm	0.07 mg/L	0.72 NTU	-134.0 mV	22.14 ft	400.00 ml/min
3/29/2023 9:45 AM	01:45:00	5.22 pH	22.95 °C	8,553.1 µS/cm	0.07 mg/L	0.54 NTU	-63.4 mV	22.10 ft	400.00 ml/min
3/29/2023 9:50 AM	01:50:00	5.23 pH	23.01 °C	8,453.9 µS/cm	0.07 mg/L	0.94 NTU	-133.0 mV	22.00 ft	400.00 ml/min
3/29/2023 9:55 AM	01:55:00	5.22 pH	23.06 °C	8,448.6 µS/cm	0.07 mg/L	0.62 NTU	-133.3 mV	21.98 ft	400.00 ml/min
3/29/2023 10:00 AM	02:00:00	5.21 pH	22.98 °C	8,452.6 µS/cm	0.07 mg/L	0.72 NTU	-62.1 mV	21.90 ft	400.00 ml/min
3/29/2023 10:05 AM	02:05:00	5.22 pH	23.04 °C	8,388.5 µS/cm	0.07 mg/L	0.77 NTU	-132.9 mV	21.92 ft	400.00 ml/min
3/29/2023 10:10 AM	02:10:00	5.22 pH	23.06 °C	8,475.1 µS/cm	0.07 mg/L	0.54 NTU	-62.3 mV	21.85 ft	400.00 ml/min
3/29/2023 10:15 AM	02:15:00	5.21 pH	23.29 °C	8,427.3 µS/cm	0.07 mg/L	0.66 NTU	-61.6 mV	21.81 ft	400.00 ml/min
3/29/2023 10:20 AM	02:20:00	5.21 pH	23.20 °C	8,444.5 µS/cm	0.07 mg/L	0.54 NTU	-131.7 mV	21.74 ft	400.00 ml/min
3/29/2023 10:25 AM	02:25:00	5.21 pH	23.15 °C	8,396.1 µS/cm	0.07 mg/L	0.50 NTU	-61.1 mV	21.70 ft	400.00 ml/min

Samples

Sample ID:	Description:
MW-06	Sample time 1037
DUP-02	Fake sample time 0937

Low-Flow Test Report:

Test Date / Time: 3/29/2023 11:36:31 AM
Project: Smith CCR MW-07
Operator Name: Todd Voreis

Location Name: Smith CCR MW-07 **Well Diameter: 2 in** **Casing Type: PVC** **Screen Length: 10 ft** **Top of Screen: 29.3 ft** **Total Depth: 39.3 ft** **Initial Depth to Water: 13.64 ft**	**Pump Type: PP** **Tubing Type: PE** **Pump Intake From TOC: 34.3 ft** **Estimated Total Volume Pumped: 36000 ml** **Flow Cell Volume: 90 ml** **Final Flow Rate: 400 ml/min** **Final Draw Down: 1.24 ft**	**Instrument Used: Aqua TROLL 400** **Serial Number: 994415**

Test Notes:

Weather Conditions:
Sunny, 65 degrees F

Low-Flow Readings:

Date Time	Elapsed Time	pH	Temperature	Specific Conductivity	RDO Concentration	Turbidity	ORP	Depth to Water	Flow
		+/- 0.2	+/- 0.2	+/- 5 %	+/- 0.2	+/- 10	+/- 20	+/- 0.3	
3/29/2023 11:36 AM	00:00	6.29 pH	23.98 °C	8,012.2 µS/cm	2.10 mg/L		-94.9 mV	13.64 ft	400.00 ml/min
3/29/2023 11:41 AM	05:00	6.26 pH	22.93 °C	8,453.4 µS/cm	1.11 mg/L	271.00 NTU	-143.9 mV	14.84 ft	400.00 ml/min
3/29/2023 11:46 AM	10:00	6.27 pH	22.79 °C	8,331.5 µS/cm	0.51 mg/L	96.00 NTU	-217.3 mV	14.86 ft	400.00 ml/min
3/29/2023 11:51 AM	15:00	6.27 pH	22.70 °C	8,423.3 µS/cm	0.29 mg/L	70.10 NTU	-141.1 mV	14.86 ft	400.00 ml/min
3/29/2023 11:56 AM	20:00	6.27 pH	22.84 °C	8,471.2 µS/cm	0.13 mg/L	47.10 NTU	-143.2 mV	14.88 ft	400.00 ml/min
3/29/2023 12:01 PM	25:00	6.27 pH	22.70 °C	8,566.8 µS/cm	0.15 mg/L	33.30 NTU	-143.8 mV	14.88 ft	400.00 ml/min
3/29/2023 12:06 PM	30:00	6.27 pH	22.84 °C	8,531.9 µS/cm	0.15 mg/L	20.70 NTU	-143.7 mV	14.88 ft	400.00 ml/min
3/29/2023 12:11 PM	35:00	6.27 pH	22.82 °C	8,480.8 µS/cm	0.14 mg/L	15.00 NTU	-142.6 mV	14.88 ft	400.00 ml/min
3/29/2023 12:16 PM	40:00	6.28 pH	22.85 °C	8,531.8 µS/cm	0.05 mg/L	11.20 NTU	-142.6 mV	14.88 ft	400.00 ml/min
3/29/2023 12:21 PM	45:00	6.28 pH	22.87 °C	8,512.6 µS/cm	0.04 mg/L	9.82 NTU	-141.8 mV	14.88 ft	400.00 ml/min
3/29/2023 12:26 PM	50:00	6.30 pH	22.84 °C	8,489.6 µS/cm	0.04 mg/L	6.89 NTU	-141.6 mV	14.88 ft	400.00 ml/min
3/29/2023 12:31 PM	55:00	6.29 pH	22.95 °C	8,514.2 µS/cm	0.04 mg/L	6.67 NTU	-142.0 mV	14.88 ft	400.00 ml/min
3/29/2023 12:36 PM	01:00:00	6.31 pH	22.93 °C	8,494.0 µS/cm	0.04 mg/L	4.63 NTU	-141.9 mV	14.88 ft	400.00 ml/min

3/29/2023 12:41 PM	01:05:00	6.29 pH	22.89 °C	8,453.4 µS/cm	0.04 mg/L	4.21 NTU	-141.8 mV	14.88 ft	400.00 ml/min
3/29/2023 12:46 PM	01:10:00	6.31 pH	22.87 °C	8,497.1 µS/cm	0.04 mg/L	4.01 NTU	-141.3 mV	14.88 ft	400.00 ml/min
3/29/2023 12:51 PM	01:15:00	6.32 pH	22.88 °C	8,481.3 µS/cm	0.04 mg/L	3.27 NTU	-141.7 mV	14.88 ft	400.00 ml/min
3/29/2023 12:56 PM	01:20:00	6.31 pH	22.93 °C	8,439.9 µS/cm	0.03 mg/L	3.87 NTU	-141.8 mV	14.88 ft	400.00 ml/min
3/29/2023 1:01 PM	01:25:00	6.33 pH	22.97 °C	8,464.6 µS/cm	0.03 mg/L	3.92 NTU	-141.9 mV	14.88 ft	400.00 ml/min
3/29/2023 1:06 PM	01:30:00	6.35 pH	23.06 °C	8,527.1 µS/cm	0.04 mg/L	2.81 NTU	-141.9 mV	14.88 ft	400.00 ml/min

Samples

Sample ID:	Description:
MW-07	Sample time 1310

Created using VuSitu from In-Situ, Inc.

Low-Flow Test Report:

Test Date / Time: 3/28/2023 10:54:35 AM
Project: Smith CCR MW-12
Operator Name: Todd Voreis

Location Name: Smith CCR MW-12 **Well Diameter: 2 in** **Casing Type: PVC** **Screen Length: 10 ft** **Top of Screen: 21.7 ft** **Total Depth: 31.7 ft** **Initial Depth to Water: 9.95 ft**	**Pump Type: PP** **Tubing Type: PE** **Pump Intake From TOC: 26.7 ft** **Estimated Total Volume Pumped: 140000 ml** **Flow Cell Volume: 90 ml** **Final Flow Rate: 400 ml/min** **Final Draw Down: 10.75 ft**	**Instrument Used: Aqua TROLL 400** **Serial Number: 994415**

Test Notes:
Missing turbidity and water level updates were the result of Smith Plant being on lightning hold.

Weather Conditions:
Mostly cloudy, 76 degrees F

Low-Flow Readings:

Date Time	Elapsed Time	pH	Temperature	Specific Conductivity	RDO Concentration	Turbidity	ORP	Depth to Water	Flow
		+/- 0.2	+/- 0.2	+/- 5 %	+/- 0.2	+/- 10	+/- 20	+/- 0.3	
3/28/2023 10:54 AM	00:00	6.26 pH	24.68 °C	1,086.0 µS/cm	6.66 mg/L		28.0 mV	9.95 ft	400.00 ml/min
3/28/2023 10:59 AM	05:00	6.22 pH	22.81 °C	1,110.1 µS/cm	0.14 mg/L	149.00 NTU	-4.0 mV	12.76 ft	400.00 ml/min
3/28/2023 11:04 AM	10:00	6.21 pH	22.66 °C	1,101.1 µS/cm	0.14 mg/L	272.00 NTU	-25.5 mV	13.58 ft	400.00 ml/min
3/28/2023 11:09 AM	15:00	6.20 pH	22.61 °C	1,086.3 µS/cm	0.12 mg/L	213.00 NTU	-30.0 mV	14.25 ft	400.00 ml/min
3/28/2023 11:14 AM	20:00	6.19 pH	22.57 °C	1,069.8 µS/cm	0.11 mg/L	103.00 NTU	-32.9 mV	15.36 ft	400.00 ml/min
3/28/2023 11:19 AM	25:00	6.18 pH	22.57 °C	1,059.6 µS/cm	0.11 mg/L	72.00 NTU	-34.7 mV	14.87 ft	400.00 ml/min
3/28/2023 11:24 AM	30:00	6.16 pH	22.58 °C	1,053.8 µS/cm	0.11 mg/L	64.40 NTU	-35.1 mV	15.77 ft	400.00 ml/min
3/28/2023 11:29 AM	35:00	6.15 pH	22.66 °C	1,038.7 µS/cm	0.11 mg/L	56.60 NTU	-35.2 mV	16.03 ft	400.00 ml/min
3/28/2023 11:34 AM	40:00	6.15 pH	22.76 °C	1,037.6 µS/cm	0.10 mg/L	46.30 NTU	-35.3 mV	16.27 ft	400.00 ml/min
3/28/2023 11:39 AM	45:00	6.13 pH	22.77 °C	1,018.2 µS/cm	0.09 mg/L	35.90 NTU	-34.5 mV	16.63 ft	400.00 ml/min
3/28/2023 11:44 AM	50:00	6.12 pH	22.73 °C	1,009.7 µS/cm	0.10 mg/L	34.30 NTU	-34.7 mV	16.79 ft	400.00 ml/min
3/28/2023 11:49 AM	55:00	6.10 pH	22.70 °C	998.77 µS/cm	0.08 mg/L	32.10 NTU	-34.4 mV	17.00 ft	400.00 ml/min
3/28/2023 11:54 AM	01:00:00	6.09 pH	22.71 °C	981.95 µS/cm	0.08 mg/L	25.00 NTU	-34.8 mV	17.23 ft	400.00 ml/min

3/28/2023 11:59 AM	01:05:00	6.07 pH	22.62 °C	977.70 µS/cm	0.10 mg/L		-34.3 mV	17.45 ft	400.00 ml/min
3/28/2023 12:04 PM	01:10:00	6.06 pH	22.61 °C	971.39 µS/cm	0.11 mg/L		-35.0 mV	17.45 ft	400.00 ml/min
3/28/2023 12:09 PM	01:15:00	6.07 pH	22.61 °C	981.85 µS/cm	0.10 mg/L		-36.1 mV	17.45 ft	400.00 ml/min
3/28/2023 12:14 PM	01:20:00	6.05 pH	22.58 °C	976.25 µS/cm	0.09 mg/L		-36.0 mV	17.45 ft	400.00 ml/min
3/28/2023 12:19 PM	01:25:00	6.03 pH	22.57 °C	936.31 µS/cm	0.09 mg/L		-35.8 mV	17.45 ft	400.00 ml/min
3/28/2023 12:24 PM	01:30:00	6.02 pH	22.57 °C	939.93 µS/cm	0.10 mg/L		-36.2 mV	17.45 ft	400.00 ml/min
3/28/2023 12:29 PM	01:35:00	6.00 pH	22.56 °C	940.82 µS/cm	0.09 mg/L		-12.1 mV	17.45 ft	400.00 ml/min
3/28/2023 12:34 PM	01:40:00	5.98 pH	22.53 °C	930.77 µS/cm	0.09 mg/L		-11.7 mV	17.45 ft	400.00 ml/min
3/28/2023 12:39 PM	01:45:00	5.99 pH	22.35 °C	921.68 µS/cm	0.10 mg/L		-37.3 mV	17.45 ft	400.00 ml/min
3/28/2023 12:44 PM	01:50:00	6.00 pH	22.16 °C	925.04 µS/cm	0.08 mg/L		-38.8 mV	17.45 ft	400.00 ml/min
3/28/2023 12:49 PM	01:55:00	5.98 pH	22.12 °C	918.85 µS/cm	0.09 mg/L		-12.5 mV	17.45 ft	400.00 ml/min
3/28/2023 12:54 PM	02:00:00	5.94 pH	22.16 °C	893.67 µS/cm	0.08 mg/L		-38.6 mV	17.45 ft	400.00 ml/min
3/28/2023 12:59 PM	02:05:00	5.95 pH	22.19 °C	887.80 µS/cm	0.08 mg/L		-13.3 mV	17.45 ft	400.00 ml/min
3/28/2023 1:04 PM	02:10:00	5.93 pH	22.19 °C	876.66 µS/cm	0.08 mg/L		-40.2 mV	17.45 ft	400.00 ml/min
3/28/2023 1:09 PM	02:15:00	5.94 pH	22.18 °C	883.12 µS/cm	0.08 mg/L		-41.8 mV	17.45 ft	400.00 ml/min
3/28/2023 1:14 PM	02:20:00	5.93 pH	22.17 °C	873.51 µS/cm	0.08 mg/L		-42.6 mV	17.45 ft	400.00 ml/min
3/28/2023 1:19 PM	02:25:00	5.93 pH	22.19 °C	871.21 µS/cm	0.07 mg/L		-43.3 mV	17.45 ft	400.00 ml/min
3/28/2023 1:24 PM	02:30:00	5.91 pH	22.18 °C	878.01 µS/cm	0.07 mg/L		-44.1 mV	17.45 ft	400.00 ml/min
3/28/2023 1:29 PM	02:35:00	5.91 pH	22.21 °C	857.55 µS/cm	0.07 mg/L		-44.8 mV	17.45 ft	400.00 ml/min
3/28/2023 1:34 PM	02:40:00	5.89 pH	22.21 °C	858.77 µS/cm	0.07 mg/L		-14.9 mV	17.45 ft	400.00 ml/min
3/28/2023 1:39 PM	02:45:00	5.91 pH	22.13 °C	851.39 µS/cm	0.06 mg/L		-45.3 mV	17.45 ft	400.00 ml/min
3/28/2023 1:44 PM	02:50:00	5.90 pH	22.06 °C	857.02 µS/cm	0.07 mg/L		-46.1 mV	17.45 ft	400.00 ml/min
3/28/2023 1:49 PM	02:55:00	5.86 pH	22.01 °C	834.66 µS/cm	0.07 mg/L		-46.5 mV	17.45 ft	400.00 ml/min
3/28/2023 1:54 PM	03:00:00	5.89 pH	22.03 °C	848.89 µS/cm	0.06 mg/L		-15.9 mV	17.45 ft	400.00 ml/min
3/28/2023 1:59 PM	03:05:00	5.88 pH	22.00 °C	843.61 µS/cm	0.06 mg/L		-46.0 mV	17.45 ft	400.00 ml/min
3/28/2023 2:04 PM	03:10:00	5.88 pH	21.99 °C	822.51 µS/cm	0.06 mg/L		-47.3 mV	17.45 ft	400.00 ml/min
3/28/2023 2:09 PM	03:15:00	5.88 pH	22.05 °C	832.95 µS/cm	0.06 mg/L		-48.3 mV	17.45 ft	400.00 ml/min
3/28/2023 2:14 PM	03:20:00	5.88 pH	22.01 °C	815.70 µS/cm	0.06 mg/L		-48.5 mV	17.45 ft	400.00 ml/min
3/28/2023 2:19 PM	03:25:00	5.88 pH	22.05 °C	827.62 µS/cm	0.06 mg/L		-16.5 mV	17.45 ft	400.00 ml/min

3/28/2023 2:24 PM	03:30:00	5.87 pH	22.04 °C	831.11 µS/cm	0.06 mg/L		-16.1 mV	17.45 ft	400.00 ml/min
3/28/2023 2:29 PM	03:35:00	5.87 pH	22.10 °C	830.97 µS/cm	0.06 mg/L		-16.0 mV	17.45 ft	400.00 ml/min
3/28/2023 2:34 PM	03:40:00	5.91 pH	22.12 °C	832.49 µS/cm	0.06 mg/L		-49.9 mV	17.45 ft	400.00 ml/min
3/28/2023 2:39 PM	03:45:00	5.88 pH	22.12 °C	851.73 µS/cm	0.06 mg/L		-50.3 mV	17.45 ft	400.00 ml/min
3/28/2023 2:44 PM	03:50:00	5.88 pH	22.14 °C	797.20 µS/cm	0.06 mg/L		-50.5 mV	17.45 ft	400.00 ml/min
3/28/2023 2:49 PM	03:55:00	5.87 pH	22.16 °C	836.31 µS/cm	0.05 mg/L		-17.3 mV	17.45 ft	400.00 ml/min
3/28/2023 2:54 PM	04:00:00	5.88 pH	22.17 °C	827.73 µS/cm	0.06 mg/L		-49.7 mV	17.45 ft	400.00 ml/min
3/28/2023 2:59 PM	04:05:00	5.88 pH	22.17 °C	815.86 µS/cm	0.06 mg/L	2.36 NTU	-50.0 mV	19.70 ft	400.00 ml/min
3/28/2023 3:04 PM	04:10:00	5.86 pH	22.17 °C	808.88 µS/cm	0.06 mg/L	1.93 NTU	-16.8 mV	20.12 ft	400.00 ml/min
3/28/2023 3:09 PM	04:15:00	5.86 pH	22.17 °C	823.51 µS/cm	0.06 mg/L	2.28 NTU	-16.7 mV	20.45 ft	400.00 ml/min
3/28/2023 3:14 PM	04:20:00	5.87 pH	22.21 °C	819.50 µS/cm	0.07 mg/L	2.08 NTU	-17.2 mV	20.54 ft	400.00 ml/min
3/28/2023 3:19 PM	04:25:00	5.86 pH	22.21 °C	828.07 µS/cm	0.06 mg/L	1.99 NTU	-50.2 mV	20.56 ft	400.00 ml/min
3/28/2023 3:24 PM	04:30:00	5.86 pH	22.25 °C	817.92 µS/cm	0.06 mg/L	1.90 NTU	-16.4 mV	20.61 ft	400.00 ml/min
3/28/2023 3:29 PM	04:35:00	5.85 pH	22.25 °C	792.83 µS/cm	0.06 mg/L	1.99 NTU	-50.9 mV	20.64 ft	400.00 ml/min
3/28/2023 3:34 PM	04:40:00	5.85 pH	22.27 °C	805.14 µS/cm	0.06 mg/L	2.18 NTU	-16.6 mV	20.71 ft	400.00 ml/min
3/28/2023 3:39 PM	04:45:00	5.87 pH	22.26 °C	842.29 µS/cm	0.06 mg/L	1.92 NTU	-51.6 mV	20.72 ft	400.00 ml/min
3/28/2023 3:44 PM	04:50:00	5.86 pH	22.29 °C	793.48 µS/cm	0.06 mg/L	2.06 NTU	-16.7 mV	20.77 ft	400.00 ml/min
3/28/2023 3:49 PM	04:55:00	5.86 pH	22.30 °C	797.42 µS/cm	0.06 mg/L	2.06 NTU	-16.8 mV	20.82 ft	400.00 ml/min
3/28/2023 3:54 PM	05:00:00	5.84 pH	22.30 °C	801.83 µS/cm	0.06 mg/L	2.10 NTU	-15.6 mV	20.82 ft	400.00 ml/min
3/28/2023 3:59 PM	05:05:00	5.85 pH	22.33 °C	812.09 µS/cm	0.06 mg/L	2.19 NTU	-16.1 mV	20.73 ft	400.00 ml/min
3/28/2023 4:04 PM	05:10:00	5.83 pH	22.30 °C	777.37 µS/cm	0.06 mg/L	2.34 NTU	-15.1 mV	20.73 ft	400.00 ml/min
3/28/2023 4:09 PM	05:15:00	5.87 pH	22.34 °C	806.95 µS/cm	0.08 mg/L	2.13 NTU	-45.4 mV	20.67 ft	400.00 ml/min
3/28/2023 4:14 PM	05:20:00	5.88 pH	22.35 °C	833.58 µS/cm	0.05 mg/L	2.35 NTU	-15.2 mV	20.42 ft	400.00 ml/min
3/28/2023 4:19 PM	05:25:00	5.88 pH	22.35 °C	827.10 µS/cm	0.06 mg/L	2.33 NTU	-15.5 mV	20.48 ft	400.00 ml/min
3/28/2023 4:24 PM	05:30:00	5.86 pH	22.35 °C	829.69 µS/cm	0.06 mg/L	3.01 NTU	-50.3 mV	20.56 ft	400.00 ml/min
3/28/2023 4:29 PM	05:35:00	5.84 pH	22.35 °C	811.12 µS/cm	0.06 mg/L	2.60 NTU	-50.4 mV	20.66 ft	400.00 ml/min
3/28/2023 4:34 PM	05:40:00	5.88 pH	22.35 °C	852.62 µS/cm	0.06 mg/L	2.34 NTU	-52.2 mV	20.68 ft	400.00 ml/min
3/28/2023 4:39 PM	05:45:00	5.87 pH	22.35 °C	826.88 µS/cm	0.06 mg/L	2.45 NTU	-52.8 mV	20.71 ft	400.00 ml/min
3/28/2023 4:44 PM	05:50:00	5.87 pH	22.34 °C	853.92 µS/cm	0.06 mg/L	2.15 NTU	-16.5 mV	20.70 ft	400.00 ml/min

Samples

Sample ID:	Description:
MW-12	Sample time 1647

Created using VuSitu from In-Situ, Inc.

Low-Flow Test Report:

Test Date / Time: 3/29/2023 2:59:32 PM
Project: Smith CCR MW-08R
Operator Name: Rick Hagendorfer

Location Name: Smith CCR MW-08R **Well Diameter: 2 in** **Casing Type: PVC** **Screen Length: 10 ft** **Top of Screen: 21 ft** **Total Depth: 31 ft** **Initial Depth to Water: 4.74 ft**	**Pump Type: PP** **Tubing Type: PE** **Pump Intake From TOC: 26 ft** **Estimated Total Volume Pumped: 24000 ml** **Flow Cell Volume: 90 ml** **Final Flow Rate: 400 ml/min** **Final Draw Down: 3.52 ft**	**Instrument Used: Aqua TROLL 400** **Serial Number: 852546**

Test Notes:
Collected a split sample for Cr and sent to SGS North American Inc. Water turns light black after sitting a few minutes.

Weather Conditions:
Sunny 72

Low-Flow Readings:

Date Time	Elapsed Time	pH	Temperature	Specific Conductivity	RDO Concentration	Turbidity	ORP	Depth to Water	Flow
		+/- 0.2	+/- 0.2	+/- 5 %	+/- 0.2	+/- 10	+/- 20	+/- 0.3	
3/29/2023 2:59 PM	00:00	6.53 pH	21.95 °C	9,691.5 µS/cm	0.20 mg/L		-318.7 mV	4.74 ft	400.00 ml/min
3/29/2023 3:04 PM	05:00	6.15 pH	22.03 °C	9,751.9 µS/cm	0.18 mg/L	16.40 NTU	-322.5 mV	6.98 ft	400.00 ml/min
3/29/2023 3:09 PM	10:00	6.13 pH	22.02 °C	9,846.1 µS/cm	0.18 mg/L	11.20 NTU	-321.7 mV	7.56 ft	400.00 ml/min
3/29/2023 3:14 PM	15:00	6.12 pH	22.00 °C	9,894.6 µS/cm	0.17 mg/L	8.58 NTU	-321.4 mV	8.00 ft	400.00 ml/min
3/29/2023 3:19 PM	20:00	6.13 pH	21.95 °C	9,850.3 µS/cm	0.16 mg/L	6.03 NTU	-321.3 mV	8.20 ft	400.00 ml/min
3/29/2023 3:24 PM	25:00	6.14 pH	21.95 °C	9,875.5 µS/cm	0.16 mg/L	3.65 NTU	-322.0 mV	8.18 ft	400.00 ml/min
3/29/2023 3:29 PM	30:00	6.13 pH	21.94 °C	9,910.6 µS/cm	0.16 mg/L	3.55 NTU	-321.0 mV	8.20 ft	400.00 ml/min
3/29/2023 3:34 PM	35:00	6.13 pH	22.06 °C	9,899.6 µS/cm	0.16 mg/L	3.18 NTU	-320.6 mV	8.21 ft	400.00 ml/min
3/29/2023 3:39 PM	40:00	6.14 pH	22.11 °C	9,886.3 µS/cm	0.16 mg/L	2.58 NTU	-320.7 mV	8.23 ft	400.00 ml/min
3/29/2023 3:44 PM	45:00	6.13 pH	22.02 °C	9,932.9 µS/cm	0.16 mg/L	2.14 NTU	-320.2 mV	8.24 ft	400.00 ml/min
3/29/2023 3:49 PM	50:00	6.13 pH	22.08 °C	9,950.9 µS/cm	0.16 mg/L	2.38 NTU	-319.4 mV	8.25 ft	400.00 ml/min
3/29/2023 3:54 PM	55:00	6.13 pH	22.03 °C	9,939.9 µS/cm	0.15 mg/L	1.44 NTU	-318.5 mV	8.26 ft	400.00 ml/min
3/29/2023 3:59 PM	01:00:00	6.13 pH	22.00 °C	9,911.2 µS/cm	0.15 mg/L	1.41 NTU	-318.2 mV	8.26 ft	400.00 ml/min

Samples

Sample ID:	Description:
MW-08R	Sample time 1603
FB-01	Sample time 1616
EB-01	Sample time 1623

Created using VuSitu from In-Situ, Inc.

Low-Flow Test Report:

Test Date / Time: 3/30/2023 11:11:25 AM
Project: Smith CCR MW-9R
Operator Name: Todd Voreis

Location Name: Smith CCR MW-9R **Well Diameter: 2 in** **Casing Type: PVC** **Screen Length: 10 ft** **Top of Screen: 15.3 ft** **Total Depth: 25.3 ft** **Initial Depth to Water: 4.34 ft**	**Pump Type: PP** **Tubing Type: PE** **Pump Intake From TOC: 20.3 ft** **Estimated Total Volume Pumped: 8000 ml** **Flow Cell Volume: 90 ml** **Final Flow Rate: 400 ml/min** **Final Draw Down: 1.21 ft**	**Instrument Used: Aqua TROLL 400** **Serial Number: 994415**

Test Notes:
Prior to starting purge on this well I verifier calibration and functionality of meter for ORP. Meter was in calibration and does not appear to be malfunctioning. The reason for the check was the ORP reading were jumping on the previous well sampled.

Weather Conditions:
Sunny, 72 degrees F

Low-Flow Readings:

Date Time	Elapsed Time	pH	Temperature	Specific Conductivity	RDO Concentration	Turbidity	ORP	Depth to Water	Flow
		+/- 0.2	+/- 0.2	+/- 5 %	+/- 0.2	+/- 10	+/- 20	+/- 0.3	
3/30/2023 11:11 AM	00:00	7.05 pH	20.34 °C	6,003.3 µS/cm	9.60 mg/L		-180.7 mV	4.34 ft	400.00 ml/min
3/30/2023 11:16 AM	05:00	6.87 pH	21.99 °C	6,431.8 µS/cm	0.10 mg/L	2.02 NTU	-334.9 mV	5.44 ft	400.00 ml/min
3/30/2023 11:21 AM	10:00	6.89 pH	21.91 °C	6,461.9 µS/cm	0.06 mg/L	1.30 NTU	-338.4 mV	5.55 ft	400.00 ml/min
3/30/2023 11:26 AM	15:00	6.89 pH	21.91 °C	6,580.8 µS/cm	0.05 mg/L	1.83 NTU	-353.9 mV	5.55 ft	400.00 ml/min
3/30/2023 11:31 AM	20:00	6.90 pH	21.97 °C	6,617.8 µS/cm	0.04 mg/L	1.50 NTU	-354.5 mV	5.55 ft	400.00 ml/min

Samples

Sample ID:	Description:
MW-09R	Sample time 1146
FB-02	Sample time 0755
EB-02	Sample time 0805

Created using VuSitu from In-Situ, Inc.

Low-Flow Test Report:

Test Date / Time: 3/30/2023 8:31:01 AM
Project: Smith CCR MW-10R
Operator Name: Todd Voreis

Location Name: Smith CCR MW-10R **Well Diameter: 2 in** **Casing Type: PVC** **Screen Length: 10 ft** **Top of Screen: 16.8 ft** **Total Depth: 26.8 ft** **Initial Depth to Water: 3.82 ft**	**Pump Type: PP** **Tubing Type: PE** **Pump Intake From TOC: 21.8 ft** **Estimated Total Volume Pumped: 40000 ml** **Flow Cell Volume: 90 ml** **Final Flow Rate: 400 ml/min** **Final Draw Down: 7.14 ft**	**Instrument Used: Aqua TROLL 400** **Serial Number: 994415**

Test Notes:
Orp is jumping and will not stabilize. After samples are taken I will verify meter orp calibration and that it is functioning properly.

Weather Conditions:
Sunny, 59 degrees F

Low-Flow Readings:

Date Time	Elapsed Time	pH	Temperature	Specific Conductivity	RDO Concentration	Turbidity	ORP	Depth to Water	Flow
		+/- 0.2	+/- 0.2	+/- 5 %	+/- 0.2	+/- 10	+/- 20	+/- 0.3	
3/30/2023 8:31 AM	00:00	5.69 pH	14.69 °C	9,465.3 µS/cm	9.08 mg/L		8.6 mV	3.82 ft	400.00 ml/min
3/30/2023 8:36 AM	05:00	6.14 pH	20.62 °C	9,098.2 µS/cm	0.13 mg/L	27.70 NTU	-126.7 mV	6.81 ft	400.00 ml/min
3/30/2023 8:41 AM	10:00	6.21 pH	21.00 °C	9,062.5 µS/cm	0.08 mg/L	10.20 NTU	-206.4 mV	7.89 ft	400.00 ml/min
3/30/2023 8:46 AM	15:00	6.23 pH	21.05 °C	9,050.5 µS/cm	0.07 mg/L	8.57 NTU	-220.1 mV	9.01 ft	400.00 ml/min
3/30/2023 8:51 AM	20:00	6.26 pH	21.32 °C	9,070.0 µS/cm	0.06 mg/L	6.35 NTU	-155.2 mV	9.35 ft	400.00 ml/min
3/30/2023 8:56 AM	25:00	6.29 pH	21.17 °C	9,069.8 µS/cm	0.06 mg/L	6.82 NTU	-160.4 mV	9.62 ft	400.00 ml/min
3/30/2023 9:01 AM	30:00	6.34 pH	21.24 °C	9,097.3 µS/cm	0.05 mg/L	4.07 NTU	-241.6 mV	9.97 ft	400.00 ml/min
3/30/2023 9:06 AM	35:00	6.30 pH	21.29 °C	9,061.4 µS/cm	0.04 mg/L	3.88 NTU	-168.5 mV	9.99 ft	400.00 ml/min
3/30/2023 9:11 AM	40:00	6.30 pH	21.34 °C	9,104.8 µS/cm	0.05 mg/L	3.57 NTU	-174.5 mV	10.11 ft	400.00 ml/min
3/30/2023 9:16 AM	45:00	6.39 pH	21.45 °C	9,096.0 µS/cm	0.04 mg/L	3.34 NTU	-254.3 mV	10.20 ft	400.00 ml/min
3/30/2023 9:21 AM	50:00	6.40 pH	21.46 °C	9,109.1 µS/cm	0.04 mg/L	2.79 NTU	-180.3 mV	10.25 ft	400.00 ml/min
3/30/2023 9:26 AM	55:00	6.36 pH	21.50 °C	9,071.7 µS/cm	0.04 mg/L	2.49 NTU	-261.8 mV	10.40 ft	400.00 ml/min
3/30/2023 9:31 AM	01:00:00	6.29 pH	21.57 °C	9,048.7 µS/cm	0.04 mg/L	2.55 NTU	-264.2 mV	10.49 ft	400.00 ml/min

3/30/2023 9:36 AM	01:05:00	6.31 pH	21.59 °C	9,008.5 µS/cm	0.04 mg/L	2.46 NTU	-267.0 mV	10.60 ft	400.00 ml/min
3/30/2023 9:41 AM	01:10:00	6.20 pH	21.64 °C	9,082.3 µS/cm	0.04 mg/L	2.01 NTU	-194.9 mV	10.70 ft	400.00 ml/min
3/30/2023 9:46 AM	01:15:00	6.27 pH	21.64 °C	9,048.1 µS/cm	0.03 mg/L	2.00 NTU	-197.3 mV	10.74 ft	400.00 ml/min
3/30/2023 9:51 AM	01:20:00	6.33 pH	21.68 °C	9,049.6 µS/cm	0.03 mg/L	1.73 NTU	-199.5 mV	10.81 ft	400.00 ml/min
3/30/2023 9:56 AM	01:25:00	6.26 pH	21.72 °C	9,050.4 µS/cm	0.03 mg/L	1.71 NTU	-274.7 mV	10.91 ft	400.00 ml/min
3/30/2023 10:01 AM	01:30:00	6.32 pH	21.76 °C	9,040.0 µS/cm	0.03 mg/L	1.43 NTU	-278.4 mV	10.95 ft	400.00 ml/min
3/30/2023 10:06 AM	01:35:00	6.36 pH	21.77 °C	8,985.3 µS/cm	0.03 mg/L	1.48 NTU	-209.5 mV	10.96 ft	400.00 ml/min
3/30/2023 10:11 AM	01:40:00	6.26 pH	21.81 °C	9,090.4 µS/cm	0.03 mg/L	1.37 NTU	-281.6 mV	10.96 ft	400.00 ml/min

Samples

Sample ID:	Description:
MW-10R	Sample time 1023
DUP-03	Fake sample time 0923

Created using VuSitu from In-Situ, Inc.

Low-Flow Test Report:

Test Date / Time: 3/29/2023 2:01:36 PM
Project: Smith CCR MW-11R
Operator Name: Todd Voreis

Location Name: Smith CCR MW-11R **Well Diameter: 2 in** **Casing Type: PVC** **Screen Length: 10 ft** **Top of Screen: 21.3 ft** **Total Depth: 31.3 ft** **Initial Depth to Water: 10 ft**	**Pump Type: PP** **Tubing Type: PE** **Pump Intake From TOC: 26.3 ft** **Estimated Total Volume Pumped: 68000 ml** **Flow Cell Volume: 90 ml** **Final Flow Rate: 400 ml/min** **Final Draw Down: 3.7 ft**	**Instrument Used: Aqua TROLL 400** **Serial Number: 994415**

Test Notes:
After about an hour of purging the well destabilized and when it stabilized again the water would turn black.

Weather Conditions:
Sunny, 72 degrees F

Low-Flow Readings:

Date Time	Elapsed Time	pH	Temperature	Specific Conductivity	RDO Concentration	Turbidity	ORP	Depth to Water	Flow
		+/- 0.2	+/- 0.2	+/- 5 %	+/- 0.2	+/- 10	+/- 20	+/- 0.3	
3/29/2023 2:01 PM	00:00	5.87 pH	28.54 °C	8,658.5 µS/cm	4.67 mg/L		-116.9 mV	10.00 ft	400.00 ml/min
3/29/2023 2:06 PM	05:00	5.11 pH	23.75 °C	10,759 µS/cm	0.16 mg/L	92.10 NTU	-63.3 mV	11.95 ft	400.00 ml/min
3/29/2023 2:11 PM	10:00	6.21 pH	23.18 °C	9,708.5 µS/cm	0.33 mg/L	56.00 NTU	-149.1 mV	12.45 ft	400.00 ml/min
3/29/2023 2:16 PM	15:00	5.94 pH	23.05 °C	9,985.5 µS/cm	0.37 mg/L	25.20 NTU	-69.2 mV	12.91 ft	400.00 ml/min
3/29/2023 2:21 PM	20:00	5.72 pH	23.06 °C	10,347 µS/cm	0.27 mg/L	18.10 NTU	-60.4 mV	13.16 ft	400.00 ml/min
3/29/2023 2:26 PM	25:00	5.63 pH	23.00 °C	10,500 µS/cm	0.20 mg/L	12.90 NTU	-51.7 mV	13.32 ft	400.00 ml/min
3/29/2023 2:31 PM	30:00	5.58 pH	22.97 °C	10,543 µS/cm	0.14 mg/L	9.07 NTU	-48.3 mV	13.36 ft	400.00 ml/min
3/29/2023 2:36 PM	35:00	5.57 pH	22.99 °C	10,456 µS/cm	0.12 mg/L	8.17 NTU	-48.6 mV	13.41 ft	400.00 ml/min
3/29/2023 2:41 PM	40:00	5.67 pH	23.02 °C	10,567 µS/cm	0.11 mg/L	4.88 NTU	-53.5 mV	13.46 ft	400.00 ml/min
3/29/2023 2:46 PM	45:00	5.73 pH	22.97 °C	10,406 µS/cm	0.10 mg/L	4.17 NTU	-68.2 mV	13.48 ft	400.00 ml/min
3/29/2023 2:51 PM	50:00	5.81 pH	23.04 °C	10,185 µS/cm	0.10 mg/L	4.19 NTU	-100.0 mV	13.53 ft	400.00 ml/min
3/29/2023 2:56 PM	55:00	5.83 pH	23.03 °C	10,085 µS/cm	0.09 mg/L	3.94 NTU	-129.4 mV	13.52 ft	400.00 ml/min
3/29/2023 3:01 PM	01:00:00	5.44 pH	22.97 °C	9,545.2 µS/cm	0.09 mg/L	11.60 NTU	-156.1 mV	13.52 ft	400.00 ml/min

3/29/2023 3:06 PM	01:05:00	6.00 pH	23.01 °C	9,222.3 µS/cm	0.09 mg/L	9.36 NTU	-212.3 mV	13.61 ft	400.00 ml/min
3/29/2023 3:11 PM	01:10:00	6.12 pH	22.97 °C	8,921.8 µS/cm	0.09 mg/L	25.50 NTU	-325.0 mV	13.61 ft	400.00 ml/min
3/29/2023 3:16 PM	01:15:00	6.20 pH	22.95 °C	8,709.5 µS/cm	0.09 mg/L	26.70 NTU	-305.2 mV	13.68 ft	400.00 ml/min
3/29/2023 3:21 PM	01:20:00	6.20 pH	22.92 °C	8,556.4 µS/cm	0.09 mg/L	23.30 NTU	-386.0 mV	13.68 ft	400.00 ml/min
3/29/2023 3:26 PM	01:25:00	6.21 pH	22.93 °C	8,460.5 µS/cm	0.09 mg/L	23.40 NTU	-415.2 mV	13.65 ft	400.00 ml/min
3/29/2023 3:31 PM	01:30:00	6.22 pH	22.97 °C	8,367.2 µS/cm	0.08 mg/L	21.90 NTU	-427.9 mV	13.65 ft	400.00 ml/min
3/29/2023 3:36 PM	01:35:00	6.22 pH	23.11 °C	8,329.7 µS/cm	0.08 mg/L	16.80 NTU	-444.4 mV	13.65 ft	400.00 ml/min
3/29/2023 3:41 PM	01:40:00	6.23 pH	23.06 °C	8,274.1 µS/cm	0.08 mg/L	15.40 NTU	-457.3 mV	13.65 ft	400.00 ml/min
3/29/2023 3:46 PM	01:45:00	6.24 pH	23.01 °C	8,228.1 µS/cm	0.08 mg/L	12.80 NTU	-469.7 mV	13.65 ft	400.00 ml/min
3/29/2023 3:51 PM	01:50:00	6.25 pH	23.00 °C	8,205.2 µS/cm	0.08 mg/L	12.20 NTU	-476.9 mV	13.65 ft	400.00 ml/min
3/29/2023 3:56 PM	01:55:00	6.25 pH	22.96 °C	8,169.3 µS/cm	0.07 mg/L	8.31 NTU	-481.5 mV	13.65 ft	400.00 ml/min
3/29/2023 4:01 PM	02:00:00	6.26 pH	22.93 °C	8,154.5 µS/cm	0.07 mg/L	8.31 NTU	-484.3 mV	13.62 ft	400.00 ml/min
3/29/2023 4:06 PM	02:05:00	6.25 pH	22.90 °C	8,145.6 µS/cm	0.07 mg/L	6.97 NTU	-485.7 mV	13.59 ft	400.00 ml/min
3/29/2023 4:11 PM	02:10:00	6.26 pH	22.84 °C	8,129.5 µS/cm	0.06 mg/L	5.92 NTU	-487.9 mV	13.65 ft	400.00 ml/min
3/29/2023 4:16 PM	02:15:00	6.27 pH	22.87 °C	8,112.1 µS/cm	0.06 mg/L	5.49 NTU	-490.5 mV	13.65 ft	400.00 ml/min
3/29/2023 4:21 PM	02:20:00	6.26 pH	22.95 °C	8,088.2 µS/cm	0.06 mg/L	4.35 NTU	-491.8 mV	13.66 ft	400.00 ml/min
3/29/2023 4:26 PM	02:25:00	6.27 pH	22.91 °C	8,077.2 µS/cm	0.06 mg/L	3.30 NTU	-492.8 mV	13.67 ft	400.00 ml/min
3/29/2023 4:31 PM	02:30:00	6.27 pH	22.87 °C	8,068.9 µS/cm	0.05 mg/L	2.88 NTU	-493.9 mV	13.67 ft	400.00 ml/min
3/29/2023 4:36 PM	02:35:00	6.27 pH	22.85 °C	8,070.4 µS/cm	0.05 mg/L	2.73 NTU	-495.3 mV	13.68 ft	400.00 ml/min
3/29/2023 4:41 PM	02:40:00	6.27 pH	22.83 °C	8,062.7 µS/cm	0.05 mg/L	2.39 NTU	-496.1 mV	13.68 ft	400.00 ml/min
3/29/2023 4:46 PM	02:45:00	6.28 pH	22.80 °C	8,183.4 µS/cm	0.04 mg/L	2.58 NTU	-497.4 mV	13.70 ft	400.00 ml/min
3/29/2023 4:51 PM	02:50:00	6.27 pH	22.79 °C	8,200.7 µS/cm	0.04 mg/L	2.25 NTU	-498.2 mV	13.70 ft	400.00 ml/min

Samples

Sample ID:	Description:
MW-11R	Sample time 1704

Low-Flow Test Report:

Test Date / Time: 3/29/2023 11:16:27 AM
Project: Smith CCR MW-13R
Operator Name: Rick Hagendorfer

Location Name: Smith CCR MW-13R **Well Diameter: 2 in** **Casing Type: PVC** **Screen Length: 10 ft** **Top of Screen: 22.3 ft** **Total Depth: 32.3 ft** **Initial Depth to Water: 5.33 ft**	**Pump Type: PP** **Tubing Type: PE** **Pump Intake From TOC: 27.3 ft** **Estimated Total Volume Pumped: 20000 ml** **Flow Cell Volume: 90 ml** **Final Flow Rate: 400 ml/min** **Final Draw Down: 5.14 ft**	**Instrument Used: Aqua TROLL 400** **Serial Number: 852546**

Test Notes:
Extra sample was collected for Cr and sent to SGS North American Inc.

Weather Conditions:
Sunny 63

Low-Flow Readings:

Date Time	Elapsed Time	pH	Temperature	Specific Conductivity	RDO Concentration	Turbidity	ORP	Depth to Water	Flow
		+/- 0.2	+/- 0.2	+/- 5 %	+/- 0.2	+/- 10	+/- 20	+/- 0.3	
3/29/2023 11:16 AM	00:00	6.30 pH	21.71 °C	6,768.2 µS/cm	2.13 mg/L		-178.2 mV	5.33 ft	400.00 ml/min
3/29/2023 11:21 AM	05:00	6.28 pH	21.75 °C	5,614.9 µS/cm	0.20 mg/L	1.57 NTU	-275.8 mV	7.97 ft	400.00 ml/min
3/29/2023 11:26 AM	10:00	6.28 pH	21.75 °C	5,524.0 µS/cm	0.17 mg/L	0.70 NTU	-275.1 mV	9.02 ft	400.00 ml/min
3/29/2023 11:31 AM	15:00	6.21 pH	21.61 °C	5,797.5 µS/cm	0.17 mg/L	0.71 NTU	-273.0 mV	9.48 ft	400.00 ml/min
3/29/2023 11:36 AM	20:00	6.15 pH	21.69 °C	6,116.9 µS/cm	0.17 mg/L	0.67 NTU	-270.1 mV	9.76 ft	400.00 ml/min
3/29/2023 11:41 AM	25:00	6.12 pH	21.73 °C	6,224.1 µS/cm	0.16 mg/L	0.86 NTU	-268.8 mV	9.99 ft	400.00 ml/min
3/29/2023 11:46 AM	30:00	6.10 pH	21.76 °C	6,426.7 µS/cm	0.16 mg/L	1.00 NTU	-267.0 mV	10.16 ft	400.00 ml/min
3/29/2023 11:51 AM	35:00	6.07 pH	21.82 °C	6,683.0 µS/cm	0.16 mg/L	0.79 NTU	-265.7 mV	10.27 ft	400.00 ml/min
3/29/2023 11:56 AM	40:00	6.05 pH	21.90 °C	6,820.5 µS/cm	0.16 mg/L	0.71 NTU	-264.1 mV	10.35 ft	400.00 ml/min
3/29/2023 12:01 PM	45:00	6.02 pH	21.83 °C	6,985.2 µS/cm	0.16 mg/L	0.63 NTU	-262.4 mV	10.42 ft	400.00 ml/min
3/29/2023 12:06 PM	50:00	6.00 pH	21.93 °C	7,129.6 µS/cm	0.16 mg/L	0.56 NTU	-261.2 mV	10.47 ft	400.00 ml/min

Samples

Sample ID:	Description:
MW-13R	Sample time 1213

Created using VuSitu from In-Situ, Inc.

Low-Flow Test Report:

Test Date / Time: 3/29/2023 4:46:13 PM
Project: Smith CCR MW-14R
Operator Name: Rick Hagendorfer

Location Name: Smith CCR MW-14R **Well Diameter: 2 in** **Casing Type: PVC** **Screen Length: 10 ft** **Top of Screen: 15.1 ft** **Total Depth: 25.1 ft** **Initial Depth to Water: 5.89 ft**	**Pump Type: PP** **Tubing Type: PE** **Pump Intake From TOC: 20.3 ft** **Estimated Total Volume Pumped: 16000 ml** **Flow Cell Volume: 90 ml** **Final Flow Rate: 400 ml/min** **Final Draw Down: 1 ft**	**Instrument Used: Aqua TROLL 400** **Serial Number: 852546**

Test Notes:
Collected a split sample for Li and sent to SGS North American Inc.

Weather Conditions:
Cloudy 70

Low-Flow Readings:

Date Time	Elapsed Time	pH	Temperature	Specific Conductivity	RDO Concentration	Turbidity	ORP	Depth to Water	Flow
		+/- 0.2	+/- 0.2	+/- 5 %	+/- 0.2	+/- 10	+/- 20	+/- 0.3	
3/29/2023 4:46 PM	00:00	7.89 pH	21.57 °C	598.76 µS/cm	0.26 mg/L		-307.6 mV	5.89 ft	400.00 ml/min
3/29/2023 4:51 PM	05:00	7.85 pH	21.68 °C	583.91 µS/cm	0.16 mg/L	5.48 NTU	-324.9 mV	6.82 ft	400.00 ml/min
3/29/2023 4:56 PM	10:00	7.77 pH	21.61 °C	657.67 µS/cm	0.15 mg/L	4.57 NTU	-329.0 mV	6.91 ft	400.00 ml/min
3/29/2023 5:01 PM	15:00	7.70 pH	21.60 °C	711.56 µS/cm	0.14 mg/L	4.25 NTU	-335.2 mV	6.89 ft	400.00 ml/min
3/29/2023 5:06 PM	20:00	7.64 pH	21.60 °C	724.20 µS/cm	0.14 mg/L	3.54 NTU	-339.2 mV	6.89 ft	400.00 ml/min
3/29/2023 5:11 PM	25:00	7.59 pH	21.59 °C	758.19 µS/cm	0.14 mg/L	3.44 NTU	-341.7 mV	6.89 ft	400.00 ml/min
3/29/2023 5:16 PM	30:00	7.55 pH	21.60 °C	777.77 µS/cm	0.14 mg/L	3.17 NTU	-343.8 mV	6.89 ft	400.00 ml/min
3/29/2023 5:21 PM	35:00	7.53 pH	21.54 °C	789.43 µS/cm	0.13 mg/L	3.05 NTU	-345.5 mV	6.89 ft	400.00 ml/min
3/29/2023 5:26 PM	40:00	7.51 pH	21.57 °C	799.05 µS/cm	0.13 mg/L	2.95 NTU	-346.5 mV	6.89 ft	400.00 ml/min

Samples

Sample ID:	Description:
MW-14R	Sample time 1733

Created using VuSitu from In-Situ, Inc.

Low-Flow Test Report:

Test Date / Time: 3/30/2023 9:05:06 AM
Project: Smith CCR MWI-12A
Operator Name: Rick Hagendorfer

Location Name: Smith CCR MWI-12A **Well Diameter: 2 in** **Casing Type: PVC** **Screen Length: 10 ft** **Top of Screen: 5.5 ft** **Total Depth: 15.5 ft** **Initial Depth to Water: 6.79 ft**	**Pump Type: PP** **Tubing Type: PE** **Pump Intake From TOC: 11.1 ft** **Estimated Total Volume Pumped: 17913.334 ml** **Flow Cell Volume: 90 ml** **Final Flow Rate: 400 ml/min** **Final Draw Down: 1.41 ft**	**Instrument Used: Aqua TROLL 400** **Serial Number: 852546**

Test Notes:
Purged 1 full well volume first then began taking readings at 5 minute intervals. However, the in-situ meter won t let me change the timed settings for taking readings so it will have to be collected at 5 minute intervals from the beginning. We will still purge 1 full well volume before starting the stability readings as per FDEP for a partially submerged well screen.

Weather Conditions:
Sunny 62

Low-Flow Readings:

Date Time	Elapsed Time	pH	Temperature	Specific Conductivity	RDO Concentration	Turbidity	ORP	Depth to Water	Flow
		+/- 0.2	+/- 0.2	+/- 5 %	+/- 0.2	+/- 10	+/- 20	+/- 0.3	
3/30/2023 9:05 AM	00:00	6.17 pH	18.54 °C	1,178.0 µS/cm	0.63 mg/L		69.3 mV	6.79 ft	400.00 ml/min
3/30/2023 9:09 AM	04:47	6.23 pH	18.83 °C	1,170.5 µS/cm	0.44 mg/L	2.44 NTU	58.5 mV	7.72 ft	400.00 ml/min
3/30/2023 9:14 AM	09:47	6.24 pH	19.05 °C	1,198.4 µS/cm	0.87 mg/L	1.56 NTU	49.7 mV	7.90 ft	400.00 ml/min
3/30/2023 9:19 AM	14:47	6.22 pH	19.37 °C	1,199.1 µS/cm	0.70 mg/L	1.45 NTU	45.2 mV	7.95 ft	400.00 ml/min
3/30/2023 9:24 AM	19:47	6.21 pH	19.50 °C	1,203.5 µS/cm	0.69 mg/L	0.89 NTU	40.5 mV	8.01 ft	400.00 ml/min
3/30/2023 9:29 AM	24:47	6.21 pH	19.77 °C	1,196.5 µS/cm	0.63 mg/L	0.86 NTU	35.7 mV	8.09 ft	400.00 ml/min
3/30/2023 9:34 AM	29:47	6.21 pH	19.88 °C	1,199.4 µS/cm	0.59 mg/L	0.70 NTU	31.4 mV	8.13 ft	400.00 ml/min
3/30/2023 9:39 AM	34:47	6.22 pH	20.36 °C	1,185.8 µS/cm	0.64 mg/L	0.77 NTU	26.9 mV	8.15 ft	400.00 ml/min
3/30/2023 9:44 AM	39:47	6.21 pH	20.39 °C	1,189.5 µS/cm	0.58 mg/L	0.62 NTU	23.6 mV	8.18 ft	400.00 ml/min
3/30/2023 9:49 AM	44:47	6.22 pH	20.42 °C	1,185.8 µS/cm	0.59 mg/L	0.52 NTU	20.4 mV	8.20 ft	400.00 ml/min

Samples

Sample ID:	Description:
MWI-12A	Sample time 0953

Created using VuSitu from In-Situ, Inc.

Low-Flow Test Report:

Test Date / Time: 3/29/2023 7:54:47 AM
Project: Smith CCR PZ-14
Operator Name: Rick Hagendorfer

Location Name: Smith CCR PZ-14 **Well Diameter: 2 in** **Casing Type: PVC** **Screen Length: 10 ft** **Top of Screen: 14.8 ft** **Total Depth: 24.8 ft** **Initial Depth to Water: 2.18 ft**	**Pump Type: PP** **Tubing Type: PE** **Pump Intake From TOC: 19.8 ft** **Estimated Total Volume Pumped: 40000 ml** **Flow Cell Volume: 90 ml** **Final Flow Rate: 400 ml/min** **Final Draw Down: 3.47 ft**	**Instrument Used: Aqua TROLL 400** **Serial Number: 852546**

Test Notes:
Water is clear but after sitting just a few minutes water starts to black.

Weather Conditions:
Sunny 55

Low-Flow Readings:

Date Time	Elapsed Time	pH	Temperature	Specific Conductivity	RDO Concentration	Turbidity	ORP	Depth to Water	Flow
		+/- 0.2	+/- 0.2	+/- 5 %	+/- 0.2	+/- 10	+/- 20	+/- 0.3	
3/29/2023 7:54 AM	00:00	5.62 pH	15.08 °C	8,025.2 µS/cm	6.07 mg/L		154.0 mV	2.18 ft	400.00 ml/min
3/29/2023 7:59 AM	05:00	6.17 pH	18.93 °C	7,633.8 µS/cm	0.25 mg/L	23.80 NTU	132.5 mV	4.17 ft	400.00 ml/min
3/29/2023 8:04 AM	10:00	6.21 pH	19.23 °C	7,312.6 µS/cm	0.21 mg/L	12.90 NTU	120.7 mV	4.65 ft	400.00 ml/min
3/29/2023 8:09 AM	15:00	6.24 pH	19.32 °C	7,493.9 µS/cm	0.19 mg/L	9.63 NTU	108.9 mV	5.05 ft	400.00 ml/min
3/29/2023 8:14 AM	20:00	6.25 pH	19.44 °C	7,667.7 µS/cm	0.18 mg/L	5.56 NTU	92.8 mV	5.24 ft	400.00 ml/min
3/29/2023 8:19 AM	25:00	6.25 pH	19.55 °C	7,774.3 µS/cm	0.17 mg/L	6.80 NTU	78.4 mV	5.42 ft	400.00 ml/min
3/29/2023 8:24 AM	30:00	6.25 pH	19.50 °C	7,801.1 µS/cm	0.16 mg/L	4.49 NTU	59.7 mV	5.46 ft	400.00 ml/min
3/29/2023 8:29 AM	35:00	6.25 pH	19.63 °C	7,923.1 µS/cm	0.16 mg/L	3.58 NTU	21.3 mV	5.52 ft	400.00 ml/min
3/29/2023 8:34 AM	40:00	6.25 pH	19.59 °C	7,992.9 µS/cm	0.15 mg/L	4.67 NTU	-36.9 mV	5.56 ft	400.00 ml/min
3/29/2023 8:39 AM	45:00	6.24 pH	19.53 °C	7,995.1 µS/cm	0.15 mg/L	3.36 NTU	-194.3 mV	5.58 ft	400.00 ml/min
3/29/2023 8:44 AM	50:00	6.24 pH	19.68 °C	8,063.8 µS/cm	0.15 mg/L	2.54 NTU	-240.6 mV	5.61 ft	400.00 ml/min
3/29/2023 8:49 AM	55:00	6.24 pH	19.77 °C	8,039.1 µS/cm	0.15 mg/L	2.16 NTU	-267.2 mV	5.65 ft	400.00 ml/min
3/29/2023 8:54 AM	01:00:00	6.24 pH	19.73 °C	8,048.0 µS/cm	0.15 mg/L	2.56 NTU	-286.8 mV	5.66 ft	400.00 ml/min

3/29/2023 8:59 AM	01:05:00	6.24 pH	19.81 °C	8,077.1 µS/cm	0.15 mg/L	2.16 NTU	-298.3 mV	5.67 ft	400.00 ml/min
3/29/2023 9:04 AM	01:10:00	6.24 pH	19.77 °C	8,061.6 µS/cm	0.14 mg/L	1.90 NTU	-309.4 mV	5.66 ft	400.00 ml/min
3/29/2023 9:09 AM	01:15:00	6.24 pH	19.85 °C	8,128.6 µS/cm	0.14 mg/L	1.76 NTU	-324.3 mV	5.65 ft	400.00 ml/min
3/29/2023 9:14 AM	01:20:00	6.23 pH	19.84 °C	8,136.7 µS/cm	0.14 mg/L	1.55 NTU	-340.5 mV	5.64 ft	400.00 ml/min
3/29/2023 9:19 AM	01:25:00	6.23 pH	19.86 °C	8,120.8 µS/cm	0.14 mg/L	1.55 NTU	-354.4 mV	5.64 ft	400.00 ml/min
3/29/2023 9:24 AM	01:30:00	6.23 pH	19.81 °C	8,125.0 µS/cm	0.14 mg/L	1.37 NTU	-368.5 mV	5.64 ft	400.00 ml/min
3/29/2023 9:29 AM	01:35:00	6.23 pH	19.88 °C	8,128.2 µS/cm	0.14 mg/L	1.48 NTU	-376.2 mV	5.65 ft	400.00 ml/min
3/29/2023 9:34 AM	01:40:00	6.23 pH	19.86 °C	8,150.5 µS/cm	0.14 mg/L	1.27 NTU	-383.9 mV	5.65 ft	400.00 ml/min

Samples

Sample ID:	Description:
PZ-14	Sample time 0939

eurofins | Environment Testing

ANALYTICAL REPORT

PREPARED FOR

Attn: Barry Evans
Florida Power and Light
BIN 731
One Energy Place
Pensacola, Florida 32520

Generated 4/26/2023 9:41:31 AM

JOB DESCRIPTION

CCR Smith Plant
SDG NUMBER Upgradient

JOB NUMBER

400-235303-1

Eurofins Pensacola
3355 McLemore Drive
Pensacola FL 32514

See page two for job notes and contact information.

myEOL

Job Notes

The test results in this report meet all NELAP requirements for accredited parameters, unless otherwise noted, and relate only to the referenced samples. Pursuant to NELAP, this report may not be reproduced, except in full, without written approval from the laboratory. For questions please contact the Project Manager at the e-mail address listed on this page, or the telephone number at the bottom of the page. Eurofins Environment Testing Southeast LLC, Pensacola Certifications and Approvals: Alabama (40150), Arizona (AZ0710), Arkansas (88-0689), Florida (E81010), Illinois (200041), Iowa (367), Kansas (E-10253), Kentucky UST (53), Louisiana (30748), Maryland (233), Massachusetts (M-FL094), Michigan (9912), New Hampshire (250510), New Jersey (FL006), North Carolina (314), Oklahoma (9810), Pennsylvania (68-00467), Rhode Island (LAO00307), South Carolina (96026), Tennessee (TN02907), Texas (T104704286-10-2), Virginia (00008), Washington (C2043), West Virginia (136), USDA Foreign Soil Permit (P330-08-00006).

The test results in this report relate only to the samples as received by the laboratory and will meet all requirements of the methodology, with any exceptions noted. This report shall not be reproduced except in full, without the express written approval of the laboratory. All questions should be directed to the Eurofins Environment Testing Southeast, LLC Project Manager.

Authorization



Generated
4/26/2023 9:41:31 AM

Authorized for release by
Leah Klingensmith, Senior Project Manager
Leah.Klingensmith@et.eurofinsus.com
Designee for
Cheyenne Whitmire, Project Manager II
Cheyenne.Whitmire@et.eurofinsus.com
(850)471-6222

Table of Contents

Cover Page 1
Table of Contents 3
Case Narrative 4
Detection Summary 6
Method Summary 8
Sample Summary 9
Client Sample Results 10
Definitions 17
Chronicle 18
QC Association 21
QC Sample Results 25
Chain of Custody 32
Receipt Checklists 34
Certification Summary 35

Job ID: 400-235303-1

Laboratory: Eurofins Pensacola

Narrative

Job Narrative
400-235303-1

Comment
Radiological results are reported separately.

Receipt
The samples were received on 3/30/2023 3:41 PM. Unless otherwise noted below, the samples arrived in good condition, and, where required, properly preserved and on ice. The temperatures of the 5 coolers at receipt time were 1.1°C, 2.5°C, 3.6°C, 3.8°C and 4.0°C

Metals
Method 6020: The ICV for batch 400-620180 passed recovery/accuracy criteria which serves the ICV purpose of verifying the calibration standards. The replicate RPDs for the elements were outside of the criteria for standards but within the criteria for field samples. Data has therefore been reported and narrated accordingly.

Method 6020: The method blank for preparation batch 400-619998 and analytical batch 400-620180 contained Boron, Calcium, and Chromium above the method detection limit. This target analyte concentration was less than the reporting limit (RL); therefore, re-extraction and/or re-analysis of samples was not performed.

Method 6020: The matrix spike / matrix spike duplicate (MS/MSD) recoveries for preparation batch 400-619998 and analytical batch 400-620180 were outside control limits for one or more analytes, see QC Sample Results for detail. Sample matrix interference and/or non-homogeneity are suspected because the associated laboratory control sample (LCS) recovery is within acceptance limits.

Method 6020: The continuing calibration verification (CCV) associated with batch 400-620180 recovered above the upper control limit for Boron. The samples associated with this CCV were below the reporting limit for the affected analytes; therefore, the data have been reported. The associated samples are impacted: DUP-01 (400-235303-1), MW-03 (400-235303-3) and EB-02 (400-235303-5).

Method 6020: The samples are unable to be ran at a lower dilution due to high concentration of Boron. Therefore, all reportable analytes are able to be reported at a higher dilution: DUP-02 (400-235303-6) and DUP-03 (400-235303-7). Elevated reporting limits (RLs) are provided.

Method 6020: The following samples were diluted to bring the concentration of target analytes within the calibration range: DUP-02 (400-235303-6) and DUP-03 (400-235303-7). Elevated reporting limits (RLs) are provided.

Method 6020: This is a replicate data set corresponding with analytical batch 620180 due to Li not transferring in the initial import. DUP-01 (400-235303-1), MW-02 (400-235303-2), MW-03 (400-235303-3), MW-12 (400-235303-4), EB-02 (400-235303-5), DUP-02 (400-235303-6), DUP-03 (400-235303-7), (CCB 400-621565/211), (CCB 400-621565/230), (CCB 400-621565/247), (CCB 400-621565/264), (CCB 400-621565/42), (CCV 400-621565/209), (CCV 400-621565/226), (CCV 400-621565/243), (CCV 400-621565/260), (CCV 400-621565/40), (CRI 400-621565/27), (STD1 400-621565/6), (STD2 400-621565/7), (STD3 400-621565/8), (STD4 400-621565/9), (STD5 400-621565/10), (STD6 400-621565/11), (ICB 400-621565/30), (ICSA 400-621565/31), (ICSAB 400-621565/32), (ICV 400-621565/15), (LCS 400-619998/2-A ^5), (LRC 400-621565/34), (MB 400-619998/1-A ^5), (400-235302-C-1-B ^5), (400-235302-C-1-C MS ^5), (400-235302-C-1-D MSD ^5), (400-235302-C-1-B PDS ^5) and (400-235302-C-1-B SD ^25)

No additional analytical or quality issues were noted, other than those described above or in the Definitions/ Glossary page.

General Chemistry
Method SM4500_Cl_E: The following sample was diluted to bring the concentration of target analytes within the calibration range: MW-12 (400-235303-4). Elevated reporting limits (RLs) are provided.

Method SM4500_Cl_E: The following sample was diluted to bring the concentration of target analytes within the calibration range: DUP-02 (400-235303-6). Elevated reporting limits (RLs) are provided.

Method SM4500_Cl_E: The following sample was diluted to bring the concentration of target analytes within the calibration range: DUP-03

Job ID: 400-235303-1 (Continued)

Laboratory: Eurofins Pensacola (Continued)

(400-235303-7). Elevated reporting limits (RLs) are provided.

Method SM4500_SO4_E: The following samples were diluted to bring the concentration of target analytes within the calibration range: DUP-02 (400-235303-6) and DUP-03 (400-235303-7). Elevated reporting limits (RLs) are provided.

No additional analytical or quality issues were noted, other than those described above or in the Definitions/ Glossary page.

Field Service / Mobile Lab

No additional analytical or quality issues were noted, other than those described above or in the Definitions/ Glossary page.

Detection Summary

Client: Florida Power and Light
Project/Site: CCR Smith Plant

Job ID: 400-235303-1
SDG: Upgradient

Client Sample ID: DUP-01 — Lab Sample ID: 400-235303-1

Analyte	Result	Qualifier	PQL	MDL	Unit	Dil Fac	D	Method	Prep Type
Barium	0.025		0.0025	0.00070	mg/L	5		6020	Total Recoverable
Boron	0.036	I	0.050	0.0012	mg/L	5		6020	Total Recoverable
Calcium	2.9		0.25	0.13	mg/L	5		6020	Total Recoverable
Chromium	0.0024	I V	0.0025	0.0010	mg/L	5		6020	Total Recoverable
Lithium	0.011		0.0050	0.0049	mg/L	5		6020	Total Recoverable
Total Dissolved Solids	68		5.0	5.0	mg/L	1		SM 2540C	Total/NA
Chloride	12		2.0	1.4	mg/L	1		SM 4500 Cl- E	Total/NA

Client Sample ID: MW-02 — Lab Sample ID: 400-235303-2

Analyte	Result	Qualifier	PQL	MDL	Unit	Dil Fac	D	Method	Prep Type
Barium	0.016		0.0025	0.00070	mg/L	5		6020	Total Recoverable
Boron	0.037	I	0.050	0.0012	mg/L	5		6020	Total Recoverable
Calcium	20		0.25	0.13	mg/L	5		6020	Total Recoverable
Chromium	0.0039	V	0.0025	0.0010	mg/L	5		6020	Total Recoverable
Selenium	0.0010	I	0.0013	0.00082	mg/L	5		6020	Total Recoverable
Total Dissolved Solids	98		5.0	5.0	mg/L	1		SM 2540C	Total/NA
Chloride	7.7		2.0	1.4	mg/L	1		SM 4500 Cl- E	Total/NA
Fluoride	0.13		0.10	0.070	mg/L	1		SM 4500 F C	Total/NA
Sulfate	8.8		5.0	1.4	mg/L	1		SM 4500 SO4 E	Total/NA
Field pH	6.00				SU	1		Field Sampling	Total/NA

Client Sample ID: MW-03 — Lab Sample ID: 400-235303-3

Analyte	Result	Qualifier	PQL	MDL	Unit	Dil Fac	D	Method	Prep Type
Barium	0.025		0.0025	0.00070	mg/L	5		6020	Total Recoverable
Boron	0.027	I	0.050	0.0012	mg/L	5		6020	Total Recoverable
Calcium	2.9		0.25	0.13	mg/L	5		6020	Total Recoverable
Chromium	0.0024	I V	0.0025	0.0010	mg/L	5		6020	Total Recoverable
Lithium	0.010		0.0050	0.0049	mg/L	5		6020	Total Recoverable
Total Dissolved Solids	92		5.0	5.0	mg/L	1		SM 2540C	Total/NA
Chloride	12		2.0	1.4	mg/L	1		SM 4500 Cl- E	Total/NA
Field pH	4.85				SU	1		Field Sampling	Total/NA

Client Sample ID: MW-12 — Lab Sample ID: 400-235303-4

Analyte	Result	Qualifier	PQL	MDL	Unit	Dil Fac	D	Method	Prep Type
Barium	0.011		0.0025	0.00070	mg/L	5		6020	Total Recoverable
Boron	0.11		0.050	0.0012	mg/L	5		6020	Total Recoverable

This Detection Summary does not include radiochemical test results.

Client Sample ID: MW-12 (Continued) — Lab Sample ID: 400-235303-4

Analyte	Result	Qualifier	PQL	MDL	Unit	Dil Fac	D	Method	Prep Type
Calcium	23		0.25	0.13	mg/L	5		6020	Total Recoverable
Chromium	0.0028	V	0.0025	0.0010	mg/L	5		6020	Total Recoverable
Lithium	0.012		0.0050	0.0049	mg/L	5		6020	Total Recoverable
Total Dissolved Solids	600		5.0	5.0	mg/L	1		SM 2540C	Total/NA
Chloride	160		4.0	2.8	mg/L	2		SM 4500 Cl- E	Total/NA
Fluoride	0.11		0.10	0.070	mg/L	1		SM 4500 F C	Total/NA
Sulfate	4.5	I	5.0	1.4	mg/L	1		SM 4500 SO4 E	Total/NA
Field pH	5.87				SU	1		Field Sampling	Total/NA

Client Sample ID: EB-02 — Lab Sample ID: 400-235303-5

Analyte	Result	Qualifier	PQL	MDL	Unit	Dil Fac	D	Method	Prep Type
Boron	0.017	I V	0.050	0.0012	mg/L	5		6020	Total Recoverable
Calcium	0.18	I V	0.25	0.13	mg/L	5		6020	Total Recoverable
Chromium	0.0021	I V	0.0025	0.0010	mg/L	5		6020	Total Recoverable
Lead	0.0011	I	0.0013	0.00081	mg/L	5		6020	Total Recoverable

Client Sample ID: DUP-02 — Lab Sample ID: 400-235303-6

Analyte	Result	Qualifier	PQL	MDL	Unit	Dil Fac	D	Method	Prep Type
Barium	0.062		0.0025	0.00070	mg/L	5		6020	Total Recoverable
Boron	3.8		1.3	0.030	mg/L	125		6020	Total Recoverable
Calcium	220		0.25	0.13	mg/L	5		6020	Total Recoverable
Chromium	0.0020	I V	0.0025	0.0010	mg/L	5		6020	Total Recoverable
Lithium	0.016		0.0050	0.0049	mg/L	5		6020	Total Recoverable
Total Dissolved Solids	4900		50	50	mg/L	1		SM 2540C	Total/NA
Chloride	2800		100	70	mg/L	50		SM 4500 Cl- E	Total/NA
Sulfate	380		130	35	mg/L	25		SM 4500 SO4 E	Total/NA

Client Sample ID: DUP-03 — Lab Sample ID: 400-235303-7

Analyte	Result	Qualifier	PQL	MDL	Unit	Dil Fac	D	Method	Prep Type
Barium	0.096		0.0025	0.00070	mg/L	5		6020	Total Recoverable
Boron	4.9		2.5	0.059	mg/L	250		6020	Total Recoverable
Calcium	290		13	6.3	mg/L	250		6020	Total Recoverable
Chromium	0.036		0.0025	0.0010	mg/L	5		6020	Total Recoverable
Total Dissolved Solids	5500		50	50	mg/L	1		SM 2540C	Total/NA
Chloride	2500		100	70	mg/L	50		SM 4500 Cl- E	Total/NA
Sulfate	850		130	35	mg/L	25		SM 4500 SO4 E	Total/NA

This Detection Summary does not include radiochemical test results.

Method Summary

Client: Florida Power and Light
Project/Site: CCR Smith Plant

Job ID: 400-235303-1
SDG: Upgradient

Method	Method Description	Protocol	Laboratory
6020	Metals (ICP/MS)	SW846	EET PEN
7470A	Mercury (CVAA)	SW846	EET PEN
SM 2540C	Solids, Total Dissolved (TDS)	SM	EET PEN
SM 4500 Cl- E	Chloride, Total	SM	EET PEN
SM 4500 F C	Fluoride	SM	EET PEN
SM 4500 SO4 E	Sulfate, Total	SM	EET PEN
Field Sampling	Field Sampling	EPA	EET PEN
3005A	Preparation, Total Recoverable or Dissolved Metals	SW846	EET PEN
7470A	Preparation, Mercury	SW846	EET PEN

Protocol References:

EPA = US Environmental Protection Agency

SM = "Standard Methods For The Examination Of Water And Wastewater"

SW846 = "Test Methods For Evaluating Solid Waste, Physical/Chemical Methods", Third Edition, November 1986 And Its Updates.

Laboratory References:

EET PEN = Eurofins Pensacola, 3355 McLemore Drive, Pensacola, FL 32514, TEL (850)474-1001

Sample Summary

Client: Florida Power and Light
Project/Site: CCR Smith Plant

Job ID: 400-235303-1
SDG: Upgradient

Lab Sample ID	Client Sample ID	Matrix	Collected	Received
400-235303-1	DUP-01	Water	03/28/23 14:40	03/30/23 15:41
400-235303-2	MW-02	Water	03/28/23 09:56	03/30/23 15:41
400-235303-3	MW-03	Water	03/28/23 15:40	03/30/23 15:41
400-235303-4	MW-12	Water	03/28/23 16:47	03/30/23 15:41
400-235303-5	EB-02	Water	03/30/23 08:05	03/30/23 15:41
400-235303-6	DUP-02	Water	03/29/23 09:37	03/30/23 15:41
400-235303-7	DUP-03	Water	03/30/23 09:23	03/30/23 15:41

Client Sample ID: DUP-01

Date Collected: 03/28/23 14:40
Date Received: 03/30/23 15:41

Lab Sample ID: 400-235303-1

Matrix: Water

Method: SW846 6020 - Metals (ICP/MS) - Total Recoverable

Analyte	Result	Qualifier	PQL	MDL	Unit	D	Prepared	Analyzed	Dil Fac
Antimony	0.0015	U	0.0025	0.0015	mg/L		04/07/23 13:58	04/10/23 01:12	5
Arsenic	0.0012	U	0.0013	0.0012	mg/L		04/07/23 13:58	04/10/23 01:12	5
Barium	**0.025**		0.0025	0.00070	mg/L		04/07/23 13:58	04/10/23 01:12	5
Beryllium	0.00092	U	0.0025	0.00092	mg/L		04/07/23 13:58	04/10/23 01:12	5
Boron	**0.036**	**I**	0.050	0.0012	mg/L		04/07/23 13:58	04/10/23 01:12	5
Cadmium	0.00065	U	0.0025	0.00065	mg/L		04/07/23 13:58	04/10/23 01:12	5
Calcium	**2.9**		0.25	0.13	mg/L		04/07/23 13:58	04/10/23 01:12	5
Chromium	**0.0024**	**I V**	0.0025	0.0010	mg/L		04/07/23 13:58	04/10/23 01:12	5
Cobalt	0.00056	U	0.0025	0.00056	mg/L		04/07/23 13:58	04/10/23 01:12	5
Lead	0.00081	U	0.0013	0.00081	mg/L		04/07/23 13:58	04/10/23 01:12	5
Lithium	**0.011**		0.0050	0.0049	mg/L		04/07/23 13:58	04/10/23 01:12	5
Molybdenum	0.0013	U	0.015	0.0013	mg/L		04/07/23 13:58	04/10/23 01:12	5
Selenium	0.00082	U	0.0013	0.00082	mg/L		04/07/23 13:58	04/10/23 01:12	5
Thallium	0.00046	U	0.00050	0.00046	mg/L		04/07/23 13:58	04/10/23 01:12	5

Method: SW846 7470A - Mercury (CVAA)

Analyte	Result	Qualifier	PQL	MDL	Unit	D	Prepared	Analyzed	Dil Fac
Mercury	0.00015	U	0.00020	0.00015	mg/L		04/05/23 11:55	04/06/23 16:02	1

General Chemistry

Analyte	Result	Qualifier	PQL	MDL	Unit	D	Prepared	Analyzed	Dil Fac
Total Dissolved Solids (SM 2540C)	**68**		5.0	5.0	mg/L			03/31/23 12:25	1
Chloride (SM 4500 Cl- E)	**12**		2.0	1.4	mg/L			04/03/23 19:15	1
Fluoride (SM 4500 F C)	0.070	U	0.10	0.070	mg/L			04/10/23 13:51	1
Sulfate (SM 4500 SO4 E)	1.4	U	5.0	1.4	mg/L			04/03/23 17:56	1

Client Sample ID: MW-02

Date Collected: 03/28/23 09:56
Date Received: 03/30/23 15:41

Lab Sample ID: 400-235303-2

Matrix: Water

Method: SW846 6020 - Metals (ICP/MS) - Total Recoverable

Analyte	Result	Qualifier	PQL	MDL	Unit	D	Prepared	Analyzed	Dil Fac
Antimony	0.0015	U	0.0025	0.0015	mg/L		04/07/23 13:58	04/10/23 01:15	5
Arsenic	0.0012	U	0.0013	0.0012	mg/L		04/07/23 13:58	04/10/23 01:15	5
Barium	**0.016**		0.0025	0.00070	mg/L		04/07/23 13:58	04/10/23 01:15	5
Beryllium	0.00092	U	0.0025	0.00092	mg/L		04/07/23 13:58	04/10/23 01:15	5
Boron	**0.037**	**I**	0.050	0.0012	mg/L		04/07/23 13:58	04/10/23 21:01	5
Cadmium	0.00065	U	0.0025	0.00065	mg/L		04/07/23 13:58	04/10/23 01:15	5
Calcium	**20**		0.25	0.13	mg/L		04/07/23 13:58	04/10/23 01:15	5
Chromium	**0.0039**	**V**	0.0025	0.0010	mg/L		04/07/23 13:58	04/10/23 01:15	5
Cobalt	0.00056	U	0.0025	0.00056	mg/L		04/07/23 13:58	04/10/23 01:15	5
Lead	0.00081	U	0.0013	0.00081	mg/L		04/07/23 13:58	04/10/23 01:15	5
Lithium	0.0049	U	0.0050	0.0049	mg/L		04/07/23 13:58	04/10/23 01:15	5
Molybdenum	0.0013	U	0.015	0.0013	mg/L		04/07/23 13:58	04/10/23 01:15	5
Selenium	**0.0010**	**I**	0.0013	0.00082	mg/L		04/07/23 13:58	04/10/23 01:15	5
Thallium	0.00046	U	0.00050	0.00046	mg/L		04/07/23 13:58	04/10/23 01:15	5

Method: SW846 7470A - Mercury (CVAA)

Analyte	Result	Qualifier	PQL	MDL	Unit	D	Prepared	Analyzed	Dil Fac
Mercury	0.00015	U	0.00020	0.00015	mg/L		04/05/23 11:55	04/06/23 16:07	1

General Chemistry

Analyte	Result	Qualifier	PQL	MDL	Unit	D	Prepared	Analyzed	Dil Fac
Total Dissolved Solids (SM 2540C)	**98**		5.0	5.0	mg/L			03/31/23 12:25	1
Chloride (SM 4500 Cl- E)	**7.7**		2.0	1.4	mg/L			04/03/23 19:17	1
Fluoride (SM 4500 F C)	**0.13**		0.10	0.070	mg/L			04/10/23 13:54	1
Sulfate (SM 4500 SO4 E)	**8.8**		5.0	1.4	mg/L			04/03/23 17:58	1

Method: EPA Field Sampling - Field Sampling

Analyte	Result	Qualifier	PQL	MDL	Unit	D	Prepared	Analyzed	Dil Fac
Field pH	**6.00**				SU			03/28/23 09:56	1

Client: Florida Power and Light
Project/Site: CCR Smith Plant

Job ID: 400-235303-1
SDG: Upgradient

Client Sample ID: MW-03
Date Collected: 03/28/23 15:40
Date Received: 03/30/23 15:41

Lab Sample ID: 400-235303-3
Matrix: Water

Method: SW846 6020 - Metals (ICP/MS) - Total Recoverable

Analyte	Result	Qualifier	PQL	MDL	Unit	D	Prepared	Analyzed	Dil Fac
Antimony	0.0015	U	0.0025	0.0015	mg/L		04/07/23 13:58	04/10/23 01:18	5
Arsenic	0.0012	U	0.0013	0.0012	mg/L		04/07/23 13:58	04/10/23 01:18	5
Barium	**0.025**		0.0025	0.00070	mg/L		04/07/23 13:58	04/10/23 01:18	5
Beryllium	0.00092	U	0.0025	0.00092	mg/L		04/07/23 13:58	04/10/23 01:18	5
Boron	**0.027**	**I**	0.050	0.0012	mg/L		04/07/23 13:58	04/10/23 01:18	5
Cadmium	0.00065	U	0.0025	0.00065	mg/L		04/07/23 13:58	04/10/23 01:18	5
Calcium	**2.9**		0.25	0.13	mg/L		04/07/23 13:58	04/10/23 01:18	5
Chromium	**0.0024**	**I V**	0.0025	0.0010	mg/L		04/07/23 13:58	04/10/23 01:18	5
Cobalt	0.00056	U	0.0025	0.00056	mg/L		04/07/23 13:58	04/10/23 01:18	5
Lead	0.00081	U	0.0013	0.00081	mg/L		04/07/23 13:58	04/10/23 01:18	5
Lithium	**0.010**		0.0050	0.0049	mg/L		04/07/23 13:58	04/10/23 01:18	5
Molybdenum	0.0013	U	0.015	0.0013	mg/L		04/07/23 13:58	04/10/23 01:18	5
Selenium	0.00082	U	0.0013	0.00082	mg/L		04/07/23 13:58	04/10/23 01:18	5
Thallium	0.00046	U	0.00050	0.00046	mg/L		04/07/23 13:58	04/10/23 01:18	5

Method: SW846 7470A - Mercury (CVAA)

Analyte	Result	Qualifier	PQL	MDL	Unit	D	Prepared	Analyzed	Dil Fac
Mercury	0.00015	U	0.00020	0.00015	mg/L		04/05/23 11:55	04/06/23 16:08	1

General Chemistry

Analyte	Result	Qualifier	PQL	MDL	Unit	D	Prepared	Analyzed	Dil Fac
Total Dissolved Solids (SM 2540C)	**92**		5.0	5.0	mg/L			03/31/23 12:25	1
Chloride (SM 4500 Cl- E)	**12**		2.0	1.4	mg/L			04/03/23 19:17	1
Fluoride (SM 4500 F C)	0.070	U	0.10	0.070	mg/L			04/10/23 13:58	1
Sulfate (SM 4500 SO4 E)	1.4	U	5.0	1.4	mg/L			04/03/23 17:58	1

Method: EPA Field Sampling - Field Sampling

Analyte	Result	Qualifier	PQL	MDL	Unit	D	Prepared	Analyzed	Dil Fac
Field pH	**4.85**				SU			03/28/23 15:40	1

Client: Florida Power and Light
Project/Site: CCR Smith Plant

Job ID: 400-235303-1
SDG: Upgradient

Client Sample ID: MW-12

Date Collected: 03/28/23 16:47
Date Received: 03/30/23 15:41

Lab Sample ID: 400-235303-4

Matrix: Water

Method: SW846 6020 - Metals (ICP/MS) - Total Recoverable

Analyte	Result	Qualifier	PQL	MDL	Unit	D	Prepared	Analyzed	Dil Fac
Antimony	0.0015	U	0.0025	0.0015	mg/L		04/07/23 13:58	04/10/23 01:21	5
Arsenic	0.0012	U	0.0013	0.0012	mg/L		04/07/23 13:58	04/10/23 01:21	5
Barium	**0.011**		0.0025	0.00070	mg/L		04/07/23 13:58	04/10/23 01:21	5
Beryllium	0.00092	U	0.0025	0.00092	mg/L		04/07/23 13:58	04/10/23 01:21	5
Boron	**0.11**		0.050	0.0012	mg/L		04/07/23 13:58	04/10/23 21:04	5
Cadmium	0.00065	U	0.0025	0.00065	mg/L		04/07/23 13:58	04/10/23 01:21	5
Calcium	**23**		0.25	0.13	mg/L		04/07/23 13:58	04/10/23 01:21	5
Chromium	**0.0028**	**V**	0.0025	0.0010	mg/L		04/07/23 13:58	04/10/23 01:21	5
Cobalt	0.00056	U	0.0025	0.00056	mg/L		04/07/23 13:58	04/10/23 01:21	5
Lead	0.00081	U	0.0013	0.00081	mg/L		04/07/23 13:58	04/10/23 01:21	5
Lithium	**0.012**		0.0050	0.0049	mg/L		04/07/23 13:58	04/10/23 21:04	5
Molybdenum	0.0013	U	0.015	0.0013	mg/L		04/07/23 13:58	04/10/23 01:21	5
Selenium	0.00082	U	0.0013	0.00082	mg/L		04/07/23 13:58	04/10/23 01:21	5
Thallium	0.00046	U	0.00050	0.00046	mg/L		04/07/23 13:58	04/10/23 01:21	5

Method: SW846 7470A - Mercury (CVAA)

Analyte	Result	Qualifier	PQL	MDL	Unit	D	Prepared	Analyzed	Dil Fac
Mercury	0.00015	U	0.00020	0.00015	mg/L		04/05/23 11:55	04/06/23 16:10	1

General Chemistry

Analyte	Result	Qualifier	PQL	MDL	Unit	D	Prepared	Analyzed	Dil Fac
Total Dissolved Solids (SM 2540C)	**600**		5.0	5.0	mg/L			03/31/23 12:25	1
Chloride (SM 4500 Cl- E)	**160**		4.0	2.8	mg/L			04/03/23 19:35	2
Fluoride (SM 4500 F C)	**0.11**		0.10	0.070	mg/L			04/10/23 14:06	1
Sulfate (SM 4500 SO4 E)	**4.5**	**I**	5.0	1.4	mg/L			04/03/23 17:59	1

Method: EPA Field Sampling - Field Sampling

Analyte	Result	Qualifier	PQL	MDL	Unit	D	Prepared	Analyzed	Dil Fac
Field pH	**5.87**				SU			03/28/23 16:47	1

Client: Florida Power and Light
Project/Site: CCR Smith Plant

Job ID: 400-235303-1
SDG: Upgradient

Client Sample ID: EB-02
Date Collected: 03/30/23 08:05
Date Received: 03/30/23 15:41

Lab Sample ID: 400-235303-5
Matrix: Water

Method: SW846 6020 - Metals (ICP/MS) - Total Recoverable

Analyte	Result	Qualifier	PQL	MDL	Unit	D	Prepared	Analyzed	Dil Fac
Antimony	0.0015	U	0.0025	0.0015	mg/L		04/07/23 13:58	04/10/23 01:24	5
Arsenic	0.0012	U	0.0013	0.0012	mg/L		04/07/23 13:58	04/10/23 01:24	5
Barium	0.00070	U	0.0025	0.00070	mg/L		04/07/23 13:58	04/10/23 01:24	5
Beryllium	0.00092	U	0.0025	0.00092	mg/L		04/07/23 13:58	04/10/23 01:24	5
Boron	**0.017**	**I V**	0.050	0.0012	mg/L		04/07/23 13:58	04/10/23 01:24	5
Cadmium	0.00065	U	0.0025	0.00065	mg/L		04/07/23 13:58	04/10/23 01:24	5
Calcium	**0.18**	**I V**	0.25	0.13	mg/L		04/07/23 13:58	04/10/23 01:24	5
Chromium	**0.0021**	**I V**	0.0025	0.0010	mg/L		04/07/23 13:58	04/10/23 01:24	5
Cobalt	0.00056	U	0.0025	0.00056	mg/L		04/07/23 13:58	04/10/23 01:24	5
Lead	**0.0011**	**I**	0.0013	0.00081	mg/L		04/07/23 13:58	04/10/23 01:24	5
Lithium	0.0049	U	0.0050	0.0049	mg/L		04/07/23 13:58	04/10/23 01:24	5
Molybdenum	0.0013	U	0.015	0.0013	mg/L		04/07/23 13:58	04/10/23 01:24	5
Selenium	0.00082	U	0.0013	0.00082	mg/L		04/07/23 13:58	04/10/23 01:24	5
Thallium	0.00046	U	0.00050	0.00046	mg/L		04/07/23 13:58	04/10/23 01:24	5

Method: SW846 7470A - Mercury (CVAA)

Analyte	Result	Qualifier	PQL	MDL	Unit	D	Prepared	Analyzed	Dil Fac
Mercury	0.00015	U	0.00020	0.00015	mg/L		04/05/23 11:00	04/06/23 16:53	1

General Chemistry

Analyte	Result	Qualifier	PQL	MDL	Unit	D	Prepared	Analyzed	Dil Fac
Total Dissolved Solids (SM 2540C)	5.0	U	5.0	5.0	mg/L			03/31/23 12:25	1
Chloride (SM 4500 Cl- E)	1.4	U	2.0	1.4	mg/L			04/07/23 21:09	1
Fluoride (SM 4500 F C)	0.070	U	0.10	0.070	mg/L			04/10/23 14:14	1
Sulfate (SM 4500 SO4 E)	1.4	U	5.0	1.4	mg/L			04/03/23 18:06	1

Client: Florida Power and Light
Project/Site: CCR Smith Plant

Job ID: 400-235303-1
SDG: Upgradient

Client Sample ID: DUP-02

Date Collected: 03/29/23 09:37
Date Received: 03/30/23 15:41

Lab Sample ID: 400-235303-6

Matrix: Water

Method: SW846 6020 - Metals (ICP/MS) - Total Recoverable

Analyte	Result	Qualifier	PQL	MDL	Unit	D	Prepared	Analyzed	Dil Fac
Antimony	0.0015	U	0.0025	0.0015	mg/L		04/07/23 13:58	04/10/23 01:27	5
Arsenic	0.0012	U	0.0013	0.0012	mg/L		04/07/23 13:58	04/10/23 01:27	5
Barium	**0.062**		0.0025	0.00070	mg/L		04/07/23 13:58	04/10/23 01:27	5
Beryllium	0.00092	U	0.0025	0.00092	mg/L		04/07/23 13:58	04/10/23 01:27	5
Boron	**3.8**		1.3	0.030	mg/L		04/07/23 13:58	04/10/23 21:07	125
Cadmium	0.00065	U	0.0025	0.00065	mg/L		04/07/23 13:58	04/10/23 01:27	5
Calcium	**220**		0.25	0.13	mg/L		04/07/23 13:58	04/10/23 01:27	5
Chromium	**0.0020**	**I V**	0.0025	0.0010	mg/L		04/07/23 13:58	04/10/23 01:27	5
Cobalt	0.00056	U	0.0025	0.00056	mg/L		04/07/23 13:58	04/10/23 01:27	5
Lead	0.00081	U	0.0013	0.00081	mg/L		04/07/23 13:58	04/10/23 01:27	5
Lithium	**0.016**		0.0050	0.0049	mg/L		04/07/23 13:58	04/10/23 01:27	5
Molybdenum	0.0013	U	0.015	0.0013	mg/L		04/07/23 13:58	04/10/23 01:27	5
Selenium	0.00082	U	0.0013	0.00082	mg/L		04/07/23 13:58	04/10/23 01:27	5
Thallium	0.00046	U	0.00050	0.00046	mg/L		04/07/23 13:58	04/10/23 01:27	5

Method: SW846 7470A - Mercury (CVAA)

Analyte	Result	Qualifier	PQL	MDL	Unit	D	Prepared	Analyzed	Dil Fac
Mercury	0.00015	U	0.00020	0.00015	mg/L		04/05/23 11:00	04/06/23 16:47	1

General Chemistry

Analyte	Result	Qualifier	PQL	MDL	Unit	D	Prepared	Analyzed	Dil Fac
Total Dissolved Solids (SM 2540C)	**4900**		50	50	mg/L			03/31/23 12:25	1
Chloride (SM 4500 Cl- E)	**2800**		100	70	mg/L			04/07/23 23:13	50
Fluoride (SM 4500 F C)	0.070	U	0.10	0.070	mg/L			04/10/23 14:17	1
Sulfate (SM 4500 SO4 E)	**380**		130	35	mg/L			04/03/23 18:06	25

Client: Florida Power and Light
Project/Site: CCR Smith Plant

Job ID: 400-235303-1
SDG: Upgradient

Client Sample ID: DUP-03

Date Collected: 03/30/23 09:23
Date Received: 03/30/23 15:41

Lab Sample ID: 400-235303-7

Matrix: Water

Method: SW846 6020 - Metals (ICP/MS) - Total Recoverable

Analyte	Result	Qualifier	PQL	MDL	Unit	D	Prepared	Analyzed	Dil Fac
Antimony	0.0015	U	0.0025	0.0015	mg/L		04/07/23 13:58	04/10/23 01:30	5
Arsenic	0.0012	U	0.0013	0.0012	mg/L		04/07/23 13:58	04/10/23 01:30	5
Barium	**0.096**		0.0025	0.00070	mg/L		04/07/23 13:58	04/10/23 01:30	5
Beryllium	0.00092	U	0.0025	0.00092	mg/L		04/07/23 13:58	04/10/23 01:30	5
Boron	**4.9**		2.5	0.059	mg/L		04/07/23 13:58	04/10/23 21:11	250
Cadmium	0.00065	U	0.0025	0.00065	mg/L		04/07/23 13:58	04/10/23 01:30	5
Calcium	**290**		13	6.3	mg/L		04/07/23 13:58	04/10/23 21:11	250
Chromium	**0.036**		0.0025	0.0010	mg/L		04/07/23 13:58	04/10/23 01:30	5
Cobalt	0.00056	U	0.0025	0.00056	mg/L		04/07/23 13:58	04/10/23 01:30	5
Lead	0.00081	U	0.0013	0.00081	mg/L		04/07/23 13:58	04/10/23 01:30	5
Lithium	0.0049	U	0.0050	0.0049	mg/L		04/07/23 13:58	04/10/23 01:30	5
Molybdenum	0.0013	U	0.015	0.0013	mg/L		04/07/23 13:58	04/10/23 01:30	5
Selenium	0.00082	U	0.0013	0.00082	mg/L		04/07/23 13:58	04/10/23 01:30	5
Thallium	0.00046	U	0.00050	0.00046	mg/L		04/07/23 13:58	04/10/23 01:30	5

Method: SW846 7470A - Mercury (CVAA)

Analyte	Result	Qualifier	PQL	MDL	Unit	D	Prepared	Analyzed	Dil Fac
Mercury	0.00015	U	0.00020	0.00015	mg/L		04/05/23 11:00	04/06/23 16:54	1

General Chemistry

Analyte	Result	Qualifier	PQL	MDL	Unit	D	Prepared	Analyzed	Dil Fac
Total Dissolved Solids (SM 2540C)	**5500**		50	50	mg/L			03/31/23 12:25	1
Chloride (SM 4500 Cl- E)	**2500**		100	70	mg/L			04/09/23 20:06	50
Fluoride (SM 4500 F C)	0.070	U	0.10	0.070	mg/L			04/10/23 14:20	1
Sulfate (SM 4500 SO4 E)	**850**		130	35	mg/L			04/03/23 18:07	25

Qualifiers

Metals

Qualifier	Qualifier Description
I	The reported value is between the laboratory method detection limit and the laboratory practical quantitation limit.
J3	Estimated value; value may not be accurate. Spike recovery or RPD outside of criteria.
L	Off-scale high. Actual value is known to be greater than the value given.
U	Indicates that the compound was analyzed for but not detected.
V	Indicates that the analyte was detected at or above the method detection limit in both the sample and the associated method blank and the value of 10 times the blank value was equal to or greater than the associated sample value.

General Chemistry

Qualifier	Qualifier Description
I	The reported value is between the laboratory method detection limit and the laboratory practical quantitation limit.
J3	Estimated value; value may not be accurate. Spike recovery or RPD outside of criteria.
U	Indicates that the compound was analyzed for but not detected.

Glossary

Abbreviation	These commonly used abbreviations may or may not be present in this report.
¤	Listed under the "D" column to designate that the result is reported on a dry weight basis
%R	Percent Recovery
CFL	Contains Free Liquid
CFU	Colony Forming Unit
CNF	Contains No Free Liquid
DER	Duplicate Error Ratio (normalized absolute difference)
Dil Fac	Dilution Factor
DL	Detection Limit (DoD/DOE)
DL, RA, RE, IN	Indicates a Dilution, Re-analysis, Re-extraction, or additional Initial metals/anion analysis of the sample
DLC	Decision Level Concentration (Radiochemistry)
EDL	Estimated Detection Limit (Dioxin)
LOD	Limit of Detection (DoD/DOE)
LOQ	Limit of Quantitation (DoD/DOE)
MCL	EPA recommended "Maximum Contaminant Level"
MDA	Minimum Detectable Activity (Radiochemistry)
MDC	Minimum Detectable Concentration (Radiochemistry)
MDL	Method Detection Limit
ML	Minimum Level (Dioxin)
MPN	Most Probable Number
MQL	Method Quantitation Limit
NC	Not Calculated
ND	Not Detected at the reporting limit (or MDL or EDL if shown)
NEG	Negative / Absent
POS	Positive / Present
PQL	Practical Quantitation Limit
PRES	Presumptive
QC	Quality Control
RER	Relative Error Ratio (Radiochemistry)
RL	Reporting Limit or Requested Limit (Radiochemistry)
RPD	Relative Percent Difference, a measure of the relative difference between two points
TEF	Toxicity Equivalent Factor (Dioxin)
TEQ	Toxicity Equivalent Quotient (Dioxin)
TNTC	Too Numerous To Count

Lab Chronicle

Client: Florida Power and Light
Project/Site: CCR Smith Plant

Job ID: 400-235303-1
SDG: Upgradient

Client Sample ID: DUP-01

Lab Sample ID: 400-235303-1

Date Collected: 03/28/23 14:40
Matrix: Water
Date Received: 03/30/23 15:41

Prep Type	Batch Type	Batch Method	Run	Dilution Factor	Batch Number	Analyst	Lab	Prepared or Analyzed
Total Recoverable	Prep	3005A			619998	KWN	EET PEN	04/07/23 13:58 - 04/07/23 17:04 [1]
Total Recoverable	Analysis	6020		5	620180	NTH	EET PEN	04/10/23 01:12
Total Recoverable	Prep	3005A			619998	KWN	EET PEN	04/07/23 13:58 - 04/07/23 17:04 [1]
Total Recoverable	Analysis	6020		5	621565	BAW	EET PEN	04/10/23 01:12
Total/NA	Prep	7470A			619490	NET	EET PEN	04/05/23 11:55 - 04/05/23 14:55 [1]
Total/NA	Analysis	7470A		1	619961	BAW	EET PEN	04/06/23 16:02
Total/NA	Analysis	SM 2540C		1	618954	VB	EET PEN	03/31/23 12:25
Total/NA	Analysis	SM 4500 Cl- E		1	619351	DN1	EET PEN	04/03/23 19:15
Total/NA	Analysis	SM 4500 F C		1	620244	JP	EET PEN	04/10/23 13:51
Total/NA	Analysis	SM 4500 SO4 E		1	619346	DN1	EET PEN	04/03/23 17:56

Client Sample ID: MW-02

Lab Sample ID: 400-235303-2

Date Collected: 03/28/23 09:56
Matrix: Water
Date Received: 03/30/23 15:41

Prep Type	Batch Type	Batch Method	Run	Dilution Factor	Batch Number	Analyst	Lab	Prepared or Analyzed
Total Recoverable	Prep	3005A			619998	KWN	EET PEN	04/07/23 13:58 - 04/07/23 17:04 [1]
Total Recoverable	Analysis	6020		5	620180	NTH	EET PEN	04/10/23 01:15
Total Recoverable	Prep	3005A			619998	KWN	EET PEN	04/07/23 13:58 - 04/07/23 17:04 [1]
Total Recoverable	Analysis	6020		5	621565	BAW	EET PEN	04/10/23 01:15
Total Recoverable	Prep	3005A			619998	KWN	EET PEN	04/07/23 13:58 - 04/07/23 17:04 [1]
Total Recoverable	Analysis	6020		5	620335	NTH	EET PEN	04/10/23 21:01
Total/NA	Prep	7470A			619490	NET	EET PEN	04/05/23 11:55 - 04/05/23 14:55 [1]
Total/NA	Analysis	7470A		1	619961	BAW	EET PEN	04/06/23 16:07
Total/NA	Analysis	SM 2540C		1	618954	VB	EET PEN	03/31/23 12:25
Total/NA	Analysis	SM 4500 Cl- E		1	619351	DN1	EET PEN	04/03/23 19:17
Total/NA	Analysis	SM 4500 F C		1	620244	JP	EET PEN	04/10/23 13:54
Total/NA	Analysis	SM 4500 SO4 E		1	619346	DN1	EET PEN	04/03/23 17:58
Total/NA	Analysis	Field Sampling		1	622116	S1K	EET PEN	03/28/23 09:56

Client Sample ID: MW-03

Lab Sample ID: 400-235303-3

Date Collected: 03/28/23 15:40
Matrix: Water
Date Received: 03/30/23 15:41

Prep Type	Batch Type	Batch Method	Run	Dilution Factor	Batch Number	Analyst	Lab	Prepared or Analyzed
Total Recoverable	Prep	3005A			619998	KWN	EET PEN	04/07/23 13:58 - 04/07/23 17:04 [1]
Total Recoverable	Analysis	6020		5	620180	NTH	EET PEN	04/10/23 01:18
Total Recoverable	Prep	3005A			619998	KWN	EET PEN	04/07/23 13:58 - 04/07/23 17:04 [1]
Total Recoverable	Analysis	6020		5	621565	BAW	EET PEN	04/10/23 01:18
Total/NA	Prep	7470A			619490	NET	EET PEN	04/05/23 11:55 - 04/05/23 14:55 [1]
Total/NA	Analysis	7470A		1	619961	BAW	EET PEN	04/06/23 16:08
Total/NA	Analysis	SM 2540C		1	618954	VB	EET PEN	03/31/23 12:25
Total/NA	Analysis	SM 4500 Cl- E		1	619351	DN1	EET PEN	04/03/23 19:17
Total/NA	Analysis	SM 4500 F C		1	620244	JP	EET PEN	04/10/23 13:58

Client Sample ID: MW-03
Date Collected: 03/28/23 15:40
Date Received: 03/30/23 15:41

Lab Sample ID: 400-235303-3
Matrix: Water

Prep Type	Batch Type	Batch Method	Run	Dilution Factor	Batch Number	Analyst	Lab	Prepared or Analyzed
Total/NA	Analysis	SM 4500 SO4 E		1	619346	DN1	EET PEN	04/03/23 17:58
Total/NA	Analysis	Field Sampling		1	622116	S1K	EET PEN	03/28/23 15:40

Client Sample ID: MW-12
Date Collected: 03/28/23 16:47
Date Received: 03/30/23 15:41

Lab Sample ID: 400-235303-4
Matrix: Water

Prep Type	Batch Type	Batch Method	Run	Dilution Factor	Batch Number	Analyst	Lab	Prepared or Analyzed
Total Recoverable	Prep	3005A			619998	KWN	EET PEN	04/07/23 13:58 - 04/07/23 17:04 [1]
Total Recoverable	Analysis	6020		5	620180	NTH	EET PEN	04/10/23 01:21
Total Recoverable	Prep	3005A			619998	KWN	EET PEN	04/07/23 13:58 - 04/07/23 17:04 [1]
Total Recoverable	Analysis	6020		5	620335	NTH	EET PEN	04/10/23 21:04
Total/NA	Prep	7470A			619490	NET	EET PEN	04/05/23 11:55 - 04/05/23 14:55 [1]
Total/NA	Analysis	7470A		1	619961	BAW	EET PEN	04/06/23 16:10
Total/NA	Analysis	SM 2540C		1	618954	VB	EET PEN	03/31/23 12:25
Total/NA	Analysis	SM 4500 Cl- E		2	619351	DN1	EET PEN	04/03/23 19:35
Total/NA	Analysis	SM 4500 F C		1	620244	JP	EET PEN	04/10/23 14:06
Total/NA	Analysis	SM 4500 SO4 E		1	619346	DN1	EET PEN	04/03/23 17:59
Total/NA	Analysis	Field Sampling		1	622116	S1K	EET PEN	03/28/23 16:47

Client Sample ID: EB-02
Date Collected: 03/30/23 08:05
Date Received: 03/30/23 15:41

Lab Sample ID: 400-235303-5
Matrix: Water

Prep Type	Batch Type	Batch Method	Run	Dilution Factor	Batch Number	Analyst	Lab	Prepared or Analyzed
Total Recoverable	Prep	3005A			619998	KWN	EET PEN	04/07/23 13:58 - 04/07/23 17:04 [1]
Total Recoverable	Analysis	6020		5	620180	NTH	EET PEN	04/10/23 01:24
Total Recoverable	Prep	3005A			619998	KWN	EET PEN	04/07/23 13:58 - 04/07/23 17:04 [1]
Total Recoverable	Analysis	6020		5	621565	BAW	EET PEN	04/10/23 01:24
Total/NA	Prep	7470A			619492	NET	EET PEN	04/05/23 11:00 - 04/05/23 14:55 [1]
Total/NA	Analysis	7470A		1	619961	BAW	EET PEN	04/06/23 16:53
Total/NA	Analysis	SM 2540C		1	618954	VB	EET PEN	03/31/23 12:25
Total/NA	Analysis	SM 4500 Cl- E		1	620049	DN1	EET PEN	04/07/23 21:09
Total/NA	Analysis	SM 4500 F C		1	620244	JP	EET PEN	04/10/23 14:14
Total/NA	Analysis	SM 4500 SO4 E		1	619346	DN1	EET PEN	04/03/23 18:06

Client Sample ID: DUP-02
Date Collected: 03/29/23 09:37
Date Received: 03/30/23 15:41

Lab Sample ID: 400-235303-6
Matrix: Water

Prep Type	Batch Type	Batch Method	Run	Dilution Factor	Batch Number	Analyst	Lab	Prepared or Analyzed
Total Recoverable	Prep	3005A			619998	KWN	EET PEN	04/07/23 13:58 - 04/07/23 17:04 [1]
Total Recoverable	Analysis	6020		5	620180	NTH	EET PEN	04/10/23 01:27

Lab Chronicle

Client: Florida Power and Light
Project/Site: CCR Smith Plant

Job ID: 400-235303-1
SDG: Upgradient

Client Sample ID: DUP-02

Lab Sample ID: 400-235303-6

Date Collected: 03/29/23 09:37

Matrix: Water

Date Received: 03/30/23 15:41

Prep Type	Batch Type	Batch Method	Run	Dilution Factor	Batch Number	Analyst	Lab	Prepared or Analyzed
Total Recoverable	Prep	3005A			619998	KWN	EET PEN	04/07/23 13:58 - 04/07/23 17:04 [1]
Total Recoverable	Analysis	6020		5	621565	BAW	EET PEN	04/10/23 01:27
Total Recoverable	Prep	3005A			619998	KWN	EET PEN	04/07/23 13:58 - 04/07/23 17:04 [1]
Total Recoverable	Analysis	6020		125	620335	NTH	EET PEN	04/10/23 21:07
Total/NA	Prep	7470A			619492	NET	EET PEN	04/05/23 11:00 - 04/05/23 14:55 [1]
Total/NA	Analysis	7470A		1	619961	BAW	EET PEN	04/06/23 16:47
Total/NA	Analysis	SM 2540C		1	618954	VB	EET PEN	03/31/23 12:25
Total/NA	Analysis	SM 4500 Cl- E		50	620049	DN1	EET PEN	04/07/23 23:13
Total/NA	Analysis	SM 4500 F C		1	620244	JP	EET PEN	04/10/23 14:17
Total/NA	Analysis	SM 4500 SO4 E		25	619346	DN1	EET PEN	04/03/23 18:06

Client Sample ID: DUP-03

Lab Sample ID: 400-235303-7

Date Collected: 03/30/23 09:23

Matrix: Water

Date Received: 03/30/23 15:41

Prep Type	Batch Type	Batch Method	Run	Dilution Factor	Batch Number	Analyst	Lab	Prepared or Analyzed
Total Recoverable	Prep	3005A			619998	KWN	EET PEN	04/07/23 13:58 - 04/07/23 17:04 [1]
Total Recoverable	Analysis	6020		5	620180	NTH	EET PEN	04/10/23 01:30
Total Recoverable	Prep	3005A			619998	KWN	EET PEN	04/07/23 13:58 - 04/07/23 17:04 [1]
Total Recoverable	Analysis	6020		5	621565	BAW	EET PEN	04/10/23 01:30
Total Recoverable	Prep	3005A			619998	KWN	EET PEN	04/07/23 13:58 - 04/07/23 17:04 [1]
Total Recoverable	Analysis	6020		250	620335	NTH	EET PEN	04/10/23 21:11
Total/NA	Prep	7470A			619492	NET	EET PEN	04/05/23 11:00 - 04/05/23 14:55 [1]
Total/NA	Analysis	7470A		1	619961	BAW	EET PEN	04/06/23 16:54
Total/NA	Analysis	SM 2540C		1	618954	VB	EET PEN	03/31/23 12:25
Total/NA	Analysis	SM 4500 Cl- E		50	620147	DN1	EET PEN	04/09/23 20:06
Total/NA	Analysis	SM 4500 F C		1	620244	JP	EET PEN	04/10/23 14:20
Total/NA	Analysis	SM 4500 SO4 E		25	619346	DN1	EET PEN	04/03/23 18:07

[1] Completion dates and times are reported or not reported per method requirements or individual lab discretion.

Laboratory References:

EET PEN = Eurofins Pensacola, 3355 McLemore Drive, Pensacola, FL 32514, TEL (850)474-1001

Metals

Prep Batch: 619490

Lab Sample ID	Client Sample ID	Prep Type	Matrix	Method	Prep Batch
400-235303-1	DUP-01	Total/NA	Water	7470A	
400-235303-2	MW-02	Total/NA	Water	7470A	
400-235303-3	MW-03	Total/NA	Water	7470A	
400-235303-4	MW-12	Total/NA	Water	7470A	
MB 400-619490/14-A	Method Blank	Total/NA	Water	7470A	
LCS 400-619490/15-A	Lab Control Sample	Total/NA	Water	7470A	
400-235303-1 MS	DUP-01	Total/NA	Water	7470A	
400-235303-1 MSD	DUP-01	Total/NA	Water	7470A	

Prep Batch: 619492

Lab Sample ID	Client Sample ID	Prep Type	Matrix	Method	Prep Batch
400-235303-5	EB-02	Total/NA	Water	7470A	
400-235303-6	DUP-02	Total/NA	Water	7470A	
400-235303-7	DUP-03	Total/NA	Water	7470A	
MB 400-619492/14-A	Method Blank	Total/NA	Water	7470A	
LCS 400-619492/15-A	Lab Control Sample	Total/NA	Water	7470A	
400-235302-C-7-B MS	Matrix Spike	Total/NA	Water	7470A	
400-235302-C-7-C MSD	Matrix Spike Duplicate	Total/NA	Water	7470A	

Analysis Batch: 619961

Lab Sample ID	Client Sample ID	Prep Type	Matrix	Method	Prep Batch
400-235303-1	DUP-01	Total/NA	Water	7470A	619490
400-235303-2	MW-02	Total/NA	Water	7470A	619490
400-235303-3	MW-03	Total/NA	Water	7470A	619490
400-235303-4	MW-12	Total/NA	Water	7470A	619490
400-235303-5	EB-02	Total/NA	Water	7470A	619492
400-235303-6	DUP-02	Total/NA	Water	7470A	619492
400-235303-7	DUP-03	Total/NA	Water	7470A	619492
MB 400-619490/14-A	Method Blank	Total/NA	Water	7470A	619490
MB 400-619492/14-A	Method Blank	Total/NA	Water	7470A	619492
LCS 400-619490/15-A	Lab Control Sample	Total/NA	Water	7470A	619490
LCS 400-619492/15-A	Lab Control Sample	Total/NA	Water	7470A	619492
400-235302-C-7-B MS	Matrix Spike	Total/NA	Water	7470A	619492
400-235302-C-7-C MSD	Matrix Spike Duplicate	Total/NA	Water	7470A	619492
400-235303-1 MS	DUP-01	Total/NA	Water	7470A	619490
400-235303-1 MSD	DUP-01	Total/NA	Water	7470A	619490

Prep Batch: 619998

Lab Sample ID	Client Sample ID	Prep Type	Matrix	Method	Prep Batch
400-235303-1	DUP-01	Total Recoverable	Water	3005A	
400-235303-2	MW-02	Total Recoverable	Water	3005A	
400-235303-3	MW-03	Total Recoverable	Water	3005A	
400-235303-4	MW-12	Total Recoverable	Water	3005A	
400-235303-5	EB-02	Total Recoverable	Water	3005A	
400-235303-6	DUP-02	Total Recoverable	Water	3005A	
400-235303-7	DUP-03	Total Recoverable	Water	3005A	
MB 400-619998/1-A ^5	Method Blank	Total Recoverable	Water	3005A	
LCS 400-619998/2-A ^5	Lab Control Sample	Total Recoverable	Water	3005A	
400-235302-C-1-C MS ^5	Matrix Spike	Total Recoverable	Water	3005A	
400-235302-C-1-D MSD ^5	Matrix Spike Duplicate	Total Recoverable	Water	3005A	

QC Association Summary

Client: Florida Power and Light
Project/Site: CCR Smith Plant

Job ID: 400-235303-1
SDG: Upgradient

Metals

Analysis Batch: 620180

Lab Sample ID	Client Sample ID	Prep Type	Matrix	Method	Prep Batch
400-235303-1	DUP-01	Total Recoverable	Water	6020	619998
400-235303-2	MW-02	Total Recoverable	Water	6020	619998
400-235303-3	MW-03	Total Recoverable	Water	6020	619998
400-235303-4	MW-12	Total Recoverable	Water	6020	619998
400-235303-5	EB-02	Total Recoverable	Water	6020	619998
400-235303-6	DUP-02	Total Recoverable	Water	6020	619998
400-235303-7	DUP-03	Total Recoverable	Water	6020	619998
MB 400-619998/1-A ^5	Method Blank	Total Recoverable	Water	6020	619998
LCS 400-619998/2-A ^5	Lab Control Sample	Total Recoverable	Water	6020	619998
400-235302-C-1-C MS ^5	Matrix Spike	Total Recoverable	Water	6020	619998
400-235302-C-1-D MSD ^5	Matrix Spike Duplicate	Total Recoverable	Water	6020	619998

Analysis Batch: 620335

Lab Sample ID	Client Sample ID	Prep Type	Matrix	Method	Prep Batch
400-235303-2	MW-02	Total Recoverable	Water	6020	619998
400-235303-4	MW-12	Total Recoverable	Water	6020	619998
400-235303-6	DUP-02	Total Recoverable	Water	6020	619998
400-235303-7	DUP-03	Total Recoverable	Water	6020	619998

Analysis Batch: 621565

Lab Sample ID	Client Sample ID	Prep Type	Matrix	Method	Prep Batch
400-235303-1	DUP-01	Total Recoverable	Water	6020	619998
400-235303-2	MW-02	Total Recoverable	Water	6020	619998
400-235303-3	MW-03	Total Recoverable	Water	6020	619998
400-235303-5	EB-02	Total Recoverable	Water	6020	619998
400-235303-6	DUP-02	Total Recoverable	Water	6020	619998
400-235303-7	DUP-03	Total Recoverable	Water	6020	619998
MB 400-619998/1-A ^5	Method Blank	Total Recoverable	Water	6020	619998
LCS 400-619998/2-A ^5	Lab Control Sample	Total Recoverable	Water	6020	619998
400-235302-C-1-C MS ^5	Matrix Spike	Total Recoverable	Water	6020	619998
400-235302-C-1-D MSD ^5	Matrix Spike Duplicate	Total Recoverable	Water	6020	619998

General Chemistry

Analysis Batch: 618954

Lab Sample ID	Client Sample ID	Prep Type	Matrix	Method	Prep Batch
400-235303-1	DUP-01	Total/NA	Water	SM 2540C	
400-235303-2	MW-02	Total/NA	Water	SM 2540C	
400-235303-3	MW-03	Total/NA	Water	SM 2540C	
400-235303-4	MW-12	Total/NA	Water	SM 2540C	
400-235303-5	EB-02	Total/NA	Water	SM 2540C	
400-235303-6	DUP-02	Total/NA	Water	SM 2540C	
400-235303-7	DUP-03	Total/NA	Water	SM 2540C	
MB 400-618954/1	Method Blank	Total/NA	Water	SM 2540C	
LCS 400-618954/2	Lab Control Sample	Total/NA	Water	SM 2540C	
400-235303-2 DU	MW-02	Total/NA	Water	SM 2540C	

Analysis Batch: 619346

Lab Sample ID	Client Sample ID	Prep Type	Matrix	Method	Prep Batch
400-235303-1	DUP-01	Total/NA	Water	SM 4500 SO4 E	
400-235303-2	MW-02	Total/NA	Water	SM 4500 SO4 E	

General Chemistry (Continued)

Analysis Batch: 619346 (Continued)

Lab Sample ID	Client Sample ID	Prep Type	Matrix	Method	Prep Batch
400-235303-3	MW-03	Total/NA	Water	SM 4500 SO4 E	
400-235303-4	MW-12	Total/NA	Water	SM 4500 SO4 E	
400-235303-5	EB-02	Total/NA	Water	SM 4500 SO4 E	
400-235303-6	DUP-02	Total/NA	Water	SM 4500 SO4 E	
400-235303-7	DUP-03	Total/NA	Water	SM 4500 SO4 E	
MB 400-619346/12	Method Blank	Total/NA	Water	SM 4500 SO4 E	
LCS 400-619346/13	Lab Control Sample	Total/NA	Water	SM 4500 SO4 E	
MRL 400-619346/14	Lab Control Sample	Total/NA	Water	SM 4500 SO4 E	
400-235303-1 MS	DUP-01	Total/NA	Water	SM 4500 SO4 E	
400-235303-1 MSD	DUP-01	Total/NA	Water	SM 4500 SO4 E	

Analysis Batch: 619351

Lab Sample ID	Client Sample ID	Prep Type	Matrix	Method	Prep Batch
400-235303-1	DUP-01	Total/NA	Water	SM 4500 Cl- E	
400-235303-2	MW-02	Total/NA	Water	SM 4500 Cl- E	
400-235303-3	MW-03	Total/NA	Water	SM 4500 Cl- E	
400-235303-4	MW-12	Total/NA	Water	SM 4500 Cl- E	
MB 400-619351/13	Method Blank	Total/NA	Water	SM 4500 Cl- E	
LCS 400-619351/14	Lab Control Sample	Total/NA	Water	SM 4500 Cl- E	
MRL 400-619351/15	Lab Control Sample	Total/NA	Water	SM 4500 Cl- E	
400-235303-1 MS	DUP-01	Total/NA	Water	SM 4500 Cl- E	
400-235303-1 MSD	DUP-01	Total/NA	Water	SM 4500 Cl- E	

Analysis Batch: 620049

Lab Sample ID	Client Sample ID	Prep Type	Matrix	Method	Prep Batch
400-235303-5	EB-02	Total/NA	Water	SM 4500 Cl- E	
400-235303-6	DUP-02	Total/NA	Water	SM 4500 Cl- E	
MB 400-620049/13	Method Blank	Total/NA	Water	SM 4500 Cl- E	
LCS 400-620049/14	Lab Control Sample	Total/NA	Water	SM 4500 Cl- E	
MRL 400-620049/15	Lab Control Sample	Total/NA	Water	SM 4500 Cl- E	
400-235302-B-9 MS	Matrix Spike	Total/NA	Water	SM 4500 Cl- E	
400-235302-B-9 MSD	Matrix Spike Duplicate	Total/NA	Water	SM 4500 Cl- E	

Analysis Batch: 620147

Lab Sample ID	Client Sample ID	Prep Type	Matrix	Method	Prep Batch
400-235303-7	DUP-03	Total/NA	Water	SM 4500 Cl- E	
MB 400-620147/13	Method Blank	Total/NA	Water	SM 4500 Cl- E	
LCS 400-620147/14	Lab Control Sample	Total/NA	Water	SM 4500 Cl- E	
MRL 400-620147/15	Lab Control Sample	Total/NA	Water	SM 4500 Cl- E	
400-235512-E-2 MS	Matrix Spike	Total/NA	Water	SM 4500 Cl- E	
400-235512-E-2 MSD	Matrix Spike Duplicate	Total/NA	Water	SM 4500 Cl- E	

Analysis Batch: 620244

Lab Sample ID	Client Sample ID	Prep Type	Matrix	Method	Prep Batch
400-235303-1	DUP-01	Total/NA	Water	SM 4500 F C	
400-235303-2	MW-02	Total/NA	Water	SM 4500 F C	
400-235303-3	MW-03	Total/NA	Water	SM 4500 F C	
400-235303-4	MW-12	Total/NA	Water	SM 4500 F C	
400-235303-5	EB-02	Total/NA	Water	SM 4500 F C	
400-235303-6	DUP-02	Total/NA	Water	SM 4500 F C	
400-235303-7	DUP-03	Total/NA	Water	SM 4500 F C	

General Chemistry (Continued)

Analysis Batch: 620244 (Continued)

Lab Sample ID	Client Sample ID	Prep Type	Matrix	Method	Prep Batch
MB 400-620244/10	Method Blank	Total/NA	Water	SM 4500 F C	
LCS 400-620244/12	Lab Control Sample	Total/NA	Water	SM 4500 F C	
MRL 400-620244/11	Lab Control Sample	Total/NA	Water	SM 4500 F C	
400-235302-B-5 MS	Matrix Spike	Total/NA	Water	SM 4500 F C	
400-235302-B-5 MSD	Matrix Spike Duplicate	Total/NA	Water	SM 4500 F C	
400-235303-4 DU	MW-12	Total/NA	Water	SM 4500 F C	

Field Service / Mobile Lab

Analysis Batch: 622116

Lab Sample ID	Client Sample ID	Prep Type	Matrix	Method	Prep Batch
400-235303-2	MW-02	Total/NA	Water	Field Sampling	
400-235303-3	MW-03	Total/NA	Water	Field Sampling	
400-235303-4	MW-12	Total/NA	Water	Field Sampling	

Method: 6020 - Metals (ICP/MS)

Lab Sample ID: MB 400-619998/1-A ^5
Matrix: Water
Analysis Batch: 620180

Client Sample ID: Method Blank
Prep Type: Total Recoverable
Prep Batch: 619998

Analyte	MB Result	MB Qualifier	PQL	MDL	Unit	D	Prepared	Analyzed	Dil Fac
Antimony	0.0015	U	0.0025	0.0015	mg/L		04/07/23 13:58	04/09/23 23:36	5
Arsenic	0.0012	U	0.0013	0.0012	mg/L		04/07/23 13:58	04/09/23 23:36	5
Barium	0.00070	U	0.0025	0.00070	mg/L		04/07/23 13:58	04/09/23 23:36	5
Beryllium	0.00092	U	0.0025	0.00092	mg/L		04/07/23 13:58	04/09/23 23:36	5
Boron	0.00175	I	0.050	0.0012	mg/L		04/07/23 13:58	04/09/23 23:36	5
Cadmium	0.00065	U	0.0025	0.00065	mg/L		04/07/23 13:58	04/09/23 23:36	5
Calcium	0.161	I	0.25	0.13	mg/L		04/07/23 13:58	04/09/23 23:36	5
Chromium	0.00130	I	0.0025	0.0010	mg/L		04/07/23 13:58	04/09/23 23:36	5
Cobalt	0.00056	U	0.0025	0.00056	mg/L		04/07/23 13:58	04/09/23 23:36	5
Lead	0.00081	U	0.0013	0.00081	mg/L		04/07/23 13:58	04/09/23 23:36	5
Lithium	0.0049	U	0.0050	0.0049	mg/L		04/07/23 13:58	04/09/23 23:36	5
Molybdenum	0.0013	U	0.015	0.0013	mg/L		04/07/23 13:58	04/09/23 23:36	5
Selenium	0.00082	U	0.0013	0.00082	mg/L		04/07/23 13:58	04/09/23 23:36	5
Thallium	0.00046	U	0.00050	0.00046	mg/L		04/07/23 13:58	04/09/23 23:36	5

Lab Sample ID: LCS 400-619998/2-A ^5
Matrix: Water
Analysis Batch: 620180

Client Sample ID: Lab Control Sample
Prep Type: Total Recoverable
Prep Batch: 619998

Analyte	Spike Added	LCS Result	LCS Qualifier	Unit	D	%Rec	%Rec Limits
Antimony	0.0500	0.0538		mg/L		108	80 - 120
Arsenic	0.0500	0.0497		mg/L		99	80 - 120
Barium	0.0500	0.0498		mg/L		100	80 - 120
Beryllium	0.0500	0.0488		mg/L		98	80 - 120
Boron	0.100	0.101		mg/L		101	80 - 120
Cadmium	0.0500	0.0507		mg/L		101	80 - 120
Calcium	5.00	5.22		mg/L		104	80 - 120
Chromium	0.0500	0.0542		mg/L		108	80 - 120
Cobalt	0.0500	0.0512		mg/L		102	80 - 120
Lead	0.0500	0.0489		mg/L		98	80 - 120
Lithium	0.0500	0.0477		mg/L		95	80 - 120
Molybdenum	0.0500	0.0511		mg/L		102	80 - 120
Selenium	0.0500	0.0462		mg/L		92	80 - 120
Thallium	0.0100	0.00972		mg/L		97	80 - 120

Lab Sample ID: 400-235302-C-1-C MS ^5
Matrix: Water
Analysis Batch: 620180

Client Sample ID: Matrix Spike
Prep Type: Total Recoverable
Prep Batch: 619998

Analyte	Sample Result	Sample Qualifier	Spike Added	MS Result	MS Qualifier	Unit	D	%Rec	%Rec Limits
Antimony	0.0015	U	0.0500	0.0532		mg/L		106	75 - 125
Arsenic	0.0012	U	0.0500	0.0511		mg/L		102	75 - 125
Barium	0.065		0.0500	0.117		mg/L		103	75 - 125
Beryllium	0.0011	I	0.0500	0.0522		mg/L		102	75 - 125
Boron	8.4	L	0.100	8.48	L	mg/L		113	75 - 125
Cadmium	0.00065	U	0.0500	0.0507		mg/L		101	75 - 125
Calcium	220	L	5.00	226	J3	mg/L		47	75 - 125
Chromium	0.0018	I V	0.0500	0.0520		mg/L		100	75 - 125
Cobalt	0.00056	U	0.0500	0.0506		mg/L		101	75 - 125

Method: 6020 - Metals (ICP/MS) (Continued)

Lab Sample ID: 400-235302-C-1-C MS ^5
Matrix: Water
Analysis Batch: 620180

Client Sample ID: Matrix Spike
Prep Type: Total Recoverable
Prep Batch: 619998

Analyte	Sample Result	Sample Qualifier	Spike Added	MS Result	MS Qualifier	Unit	D	%Rec	%Rec Limits
Lead	0.00081	U	0.0500	0.0495		mg/L		99	75 - 125
Lithium	0.013		0.0500	0.0637		mg/L		101	75 - 125
Molybdenum	0.0013	U	0.0500	0.0534		mg/L		107	75 - 125
Selenium	0.00082	U	0.0500	0.0487		mg/L		97	75 - 125
Thallium	0.00046	U	0.0100	0.00970		mg/L		97	75 - 125

Lab Sample ID: 400-235302-C-1-D MSD ^5
Matrix: Water
Analysis Batch: 620180

Client Sample ID: Matrix Spike Duplicate
Prep Type: Total Recoverable
Prep Batch: 619998

Analyte	Sample Result	Sample Qualifier	Spike Added	MSD Result	MSD Qualifier	Unit	D	%Rec	%Rec Limits	RPD	RPD Limit
Antimony	0.0015	U	0.0500	0.0545		mg/L		109	75 - 125	3	20
Arsenic	0.0012	U	0.0500	0.0505		mg/L		101	75 - 125	1	20
Barium	0.065		0.0500	0.113		mg/L		95	75 - 125	3	20
Beryllium	0.0011	I	0.0500	0.0507		mg/L		99	75 - 125	3	20
Boron	8.4	L	0.100	8.61	L J3	mg/L		242	75 - 125	2	20
Cadmium	0.00065	U	0.0500	0.0509		mg/L		102	75 - 125	0	20
Calcium	220	L	5.00	225	J3	mg/L		16	75 - 125	1	20
Chromium	0.0018	I V	0.0500	0.0519		mg/L		100	75 - 125	0	20
Cobalt	0.00056	U	0.0500	0.0488		mg/L		98	75 - 125	4	20
Lead	0.00081	U	0.0500	0.0506		mg/L		101	75 - 125	2	20
Lithium	0.013		0.0500	0.0663		mg/L		106	75 - 125	4	20
Molybdenum	0.0013	U	0.0500	0.0522		mg/L		104	75 - 125	2	20
Selenium	0.00082	U	0.0500	0.0476		mg/L		95	75 - 125	2	20
Thallium	0.00046	U	0.0100	0.0102		mg/L		102	75 - 125	5	20

Method: 7470A - Mercury (CVAA)

Lab Sample ID: MB 400-619490/14-A
Matrix: Water
Analysis Batch: 619961

Client Sample ID: Method Blank
Prep Type: Total/NA
Prep Batch: 619490

Analyte	MB Result	MB Qualifier	PQL	MDL	Unit	D	Prepared	Analyzed	Dil Fac
Mercury	0.00015	U	0.00020	0.00015	mg/L		04/05/23 11:55	04/06/23 16:00	1

Lab Sample ID: LCS 400-619490/15-A
Matrix: Water
Analysis Batch: 619961

Client Sample ID: Lab Control Sample
Prep Type: Total/NA
Prep Batch: 619490

Analyte	Spike Added	LCS Result	LCS Qualifier	Unit	D	%Rec	%Rec Limits
Mercury	0.00101	0.00114		mg/L		113	80 - 120

Lab Sample ID: 400-235303-1 MS
Matrix: Water
Analysis Batch: 619961

Client Sample ID: DUP-01
Prep Type: Total/NA
Prep Batch: 619490

Analyte	Sample Result	Sample Qualifier	Spike Added	MS Result	MS Qualifier	Unit	D	%Rec	%Rec Limits
Mercury	0.00015	U	0.00201	0.00193		mg/L		96	80 - 120

Method: 7470A - Mercury (CVAA) (Continued)

Lab Sample ID: 400-235303-1 MSD
Matrix: Water
Analysis Batch: 619961

Client Sample ID: DUP-01
Prep Type: Total/NA
Prep Batch: 619490

Analyte	Sample Result	Sample Qualifier	Spike Added	MSD Result	MSD Qualifier	Unit	D	%Rec	%Rec Limits	RPD	RPD Limit
Mercury	0.00015	U	0.00201	0.00188		mg/L		93	80 - 120	3	20

Lab Sample ID: MB 400-619492/14-A
Matrix: Water
Analysis Batch: 619961

Client Sample ID: Method Blank
Prep Type: Total/NA
Prep Batch: 619492

Analyte	MB Result	MB Qualifier	PQL	MDL	Unit	D	Prepared	Analyzed	Dil Fac
Mercury	0.00015	U	0.00020	0.00015	mg/L		04/05/23 11:00	04/06/23 16:34	1

Lab Sample ID: LCS 400-619492/15-A
Matrix: Water
Analysis Batch: 619961

Client Sample ID: Lab Control Sample
Prep Type: Total/NA
Prep Batch: 619492

Analyte	Spike Added	LCS Result	LCS Qualifier	Unit	D	%Rec	%Rec Limits
Mercury	0.00101	0.000860		mg/L		85	80 - 120

Lab Sample ID: 400-235302-C-7-B MS
Matrix: Water
Analysis Batch: 619961

Client Sample ID: Matrix Spike
Prep Type: Total/NA
Prep Batch: 619492

Analyte	Sample Result	Sample Qualifier	Spike Added	MS Result	MS Qualifier	Unit	D	%Rec	%Rec Limits
Mercury	0.00015	U	0.00201	0.00168		mg/L		83	80 - 120

Lab Sample ID: 400-235302-C-7-C MSD
Matrix: Water
Analysis Batch: 619961

Client Sample ID: Matrix Spike Duplicate
Prep Type: Total/NA
Prep Batch: 619492

Analyte	Sample Result	Sample Qualifier	Spike Added	MSD Result	MSD Qualifier	Unit	D	%Rec	%Rec Limits	RPD	RPD Limit
Mercury	0.00015	U	0.00201	0.00168		mg/L		83	80 - 120	0	20

Method: SM 2540C - Solids, Total Dissolved (TDS)

Lab Sample ID: MB 400-618954/1
Matrix: Water
Analysis Batch: 618954

Client Sample ID: Method Blank
Prep Type: Total/NA

Analyte	MB Result	MB Qualifier	PQL	MDL	Unit	D	Prepared	Analyzed	Dil Fac
Total Dissolved Solids	5.0	U	5.0	5.0	mg/L			03/31/23 12:25	1

Lab Sample ID: LCS 400-618954/2
Matrix: Water
Analysis Batch: 618954

Client Sample ID: Lab Control Sample
Prep Type: Total/NA

Analyte	Spike Added	LCS Result	LCS Qualifier	Unit	D	%Rec	%Rec Limits
Total Dissolved Solids	293	282		mg/L		96	78 - 122

Method: SM 2540C - Solids, Total Dissolved (TDS) (Continued)

Lab Sample ID: 400-235303-2 DU
Matrix: Water
Analysis Batch: 618954

Client Sample ID: MW-02
Prep Type: Total/NA

Analyte	Sample Result	Sample Qualifier	DU Result	DU Qualifier	Unit	D	RPD	RPD Limit
Total Dissolved Solids	98		84.0		mg/L		15	5

Method: SM 4500 Cl- E - Chloride, Total

Lab Sample ID: MB 400-619351/13
Matrix: Water
Analysis Batch: 619351

Client Sample ID: Method Blank
Prep Type: Total/NA

Analyte	MB Result	MB Qualifier	PQL	MDL	Unit	D	Prepared	Analyzed	Dil Fac
Chloride	1.4	U	2.0	1.4	mg/L			04/03/23 19:06	1

Lab Sample ID: LCS 400-619351/14
Matrix: Water
Analysis Batch: 619351

Client Sample ID: Lab Control Sample
Prep Type: Total/NA

Analyte	Spike Added	LCS Result	LCS Qualifier	Unit	D	%Rec	%Rec Limits
Chloride	50.0	45.6		mg/L		91	90 - 110

Lab Sample ID: MRL 400-619351/15
Matrix: Water
Analysis Batch: 619351

Client Sample ID: Lab Control Sample
Prep Type: Total/NA

Analyte	Spike Added	MRL Result	MRL Qualifier	Unit	D	%Rec	%Rec Limits
Chloride	2.00	2.25		mg/L		112	50 - 150

Lab Sample ID: 400-235303-1 MS
Matrix: Water
Analysis Batch: 619351

Client Sample ID: DUP-01
Prep Type: Total/NA

Analyte	Sample Result	Sample Qualifier	Spike Added	MS Result	MS Qualifier	Unit	D	%Rec	%Rec Limits
Chloride	12		10.0	21.4		mg/L		93	73 - 120

Lab Sample ID: 400-235303-1 MSD
Matrix: Water
Analysis Batch: 619351

Client Sample ID: DUP-01
Prep Type: Total/NA

Analyte	Sample Result	Sample Qualifier	Spike Added	MSD Result	MSD Qualifier	Unit	D	%Rec	%Rec Limits	RPD	RPD Limit
Chloride	12		10.0	21.7		mg/L		96	73 - 120	1	8

Lab Sample ID: MB 400-620049/13
Matrix: Water
Analysis Batch: 620049

Client Sample ID: Method Blank
Prep Type: Total/NA

Analyte	MB Result	MB Qualifier	PQL	MDL	Unit	D	Prepared	Analyzed	Dil Fac
Chloride	1.4	U	2.0	1.4	mg/L			04/07/23 20:57	1

Method: SM 4500 Cl- E - Chloride, Total (Continued)

Lab Sample ID: LCS 400-620049/14
Matrix: Water
Analysis Batch: 620049

Client Sample ID: Lab Control Sample
Prep Type: Total/NA

Analyte	Spike Added	LCS Result	LCS Qualifier	Unit	D	%Rec	%Rec Limits
Chloride	50.0	48.8		mg/L		98	90 - 110

Lab Sample ID: MRL 400-620049/15
Matrix: Water
Analysis Batch: 620049

Client Sample ID: Lab Control Sample
Prep Type: Total/NA

Analyte	Spike Added	MRL Result	MRL Qualifier	Unit	D	%Rec	%Rec Limits
Chloride	2.00	2.51		mg/L		125	50 - 150

Lab Sample ID: 400-235302-B-9 MS
Matrix: Water
Analysis Batch: 620049

Client Sample ID: Matrix Spike
Prep Type: Total/NA

Analyte	Sample Result	Sample Qualifier	Spike Added	MS Result	MS Qualifier	Unit	D	%Rec	%Rec Limits
Chloride	1.4	U	10.0	9.23		mg/L		92	73 - 120

Lab Sample ID: 400-235302-B-9 MSD
Matrix: Water
Analysis Batch: 620049

Client Sample ID: Matrix Spike Duplicate
Prep Type: Total/NA

Analyte	Sample Result	Sample Qualifier	Spike Added	MSD Result	MSD Qualifier	Unit	D	%Rec	%Rec Limits	RPD	RPD Limit
Chloride	1.4	U	10.0	9.16		mg/L		92	73 - 120	1	8

Lab Sample ID: MB 400-620147/13
Matrix: Water
Analysis Batch: 620147

Client Sample ID: Method Blank
Prep Type: Total/NA

Analyte	MB Result	MB Qualifier	PQL	MDL	Unit	D	Prepared	Analyzed	Dil Fac
Chloride	1.4	U	2.0	1.4	mg/L			04/09/23 19:53	1

Lab Sample ID: LCS 400-620147/14
Matrix: Water
Analysis Batch: 620147

Client Sample ID: Lab Control Sample
Prep Type: Total/NA

Analyte	Spike Added	LCS Result	LCS Qualifier	Unit	D	%Rec	%Rec Limits
Chloride	50.0	46.6		mg/L		93	90 - 110

Lab Sample ID: MRL 400-620147/15
Matrix: Water
Analysis Batch: 620147

Client Sample ID: Lab Control Sample
Prep Type: Total/NA

Analyte	Spike Added	MRL Result	MRL Qualifier	Unit	D	%Rec	%Rec Limits
Chloride	2.00	2.05		mg/L		103	50 - 150

Lab Sample ID: 400-235512-E-2 MS
Matrix: Water
Analysis Batch: 620147

Client Sample ID: Matrix Spike
Prep Type: Total/NA

Analyte	Sample Result	Sample Qualifier	Spike Added	MS Result	MS Qualifier	Unit	D	%Rec	%Rec Limits
Chloride	1.4	U	10.0	9.37		mg/L		94	73 - 120

Method: SM 4500 Cl- E - Chloride, Total

Lab Sample ID: 400-235512-E-2 MSD
Matrix: Water
Analysis Batch: 620147

Client Sample ID: Matrix Spike Duplicate
Prep Type: Total/NA

Analyte	Sample Result	Sample Qualifier	Spike Added	MSD Result	MSD Qualifier	Unit	D	%Rec	%Rec Limits	RPD	RPD Limit
Chloride	1.4	U	10.0	10.6	J3	mg/L		106	73 - 120	12	8

Method: SM 4500 F C - Fluoride

Lab Sample ID: MB 400-620244/10
Matrix: Water
Analysis Batch: 620244

Client Sample ID: Method Blank
Prep Type: Total/NA

Analyte	MB Result	MB Qualifier	PQL	MDL	Unit	D	Prepared	Analyzed	Dil Fac
Fluoride	0.070	U	0.10	0.070	mg/L			04/10/23 13:14	1

Lab Sample ID: LCS 400-620244/12
Matrix: Water
Analysis Batch: 620244

Client Sample ID: Lab Control Sample
Prep Type: Total/NA

Analyte	Spike Added	LCS Result	LCS Qualifier	Unit	D	%Rec	%Rec Limits
Fluoride	5.00	5.12		mg/L		102	90 - 110

Lab Sample ID: MRL 400-620244/11
Matrix: Water
Analysis Batch: 620244

Client Sample ID: Lab Control Sample
Prep Type: Total/NA

Analyte	Spike Added	MRL Result	MRL Qualifier	Unit	D	%Rec	%Rec Limits
Fluoride	0.100	0.0974	I	mg/L		97	

Lab Sample ID: 400-235302-B-5 MS
Matrix: Water
Analysis Batch: 620244

Client Sample ID: Matrix Spike
Prep Type: Total/NA

Analyte	Sample Result	Sample Qualifier	Spike Added	MS Result	MS Qualifier	Unit	D	%Rec	%Rec Limits
Fluoride	0.070	U	0.100	0.110		mg/L		110	75 - 125

Lab Sample ID: 400-235302-B-5 MSD
Matrix: Water
Analysis Batch: 620244

Client Sample ID: Matrix Spike Duplicate
Prep Type: Total/NA

Analyte	Sample Result	Sample Qualifier	Spike Added	MSD Result	MSD Qualifier	Unit	D	%Rec	%Rec Limits	RPD	RPD Limit
Fluoride	0.070	U	0.100	0.114		mg/L		114	75 - 125	4	4

Lab Sample ID: 400-235303-4 DU
Matrix: Water
Analysis Batch: 620244

Client Sample ID: MW-12
Prep Type: Total/NA

Analyte	Sample Result	Sample Qualifier	DU Result	DU Qualifier	Unit	D	RPD	RPD Limit
Fluoride	0.11		0.110		mg/L		4	4

Method: SM 4500 SO4 E - Sulfate, Total

Lab Sample ID: MB 400-619346/12
Matrix: Water
Analysis Batch: 619346

Client Sample ID: Method Blank
Prep Type: Total/NA

Analyte	MB Result	MB Qualifier	PQL	MDL	Unit	D	Prepared	Analyzed	Dil Fac
Sulfate	1.4	U	5.0	1.4	mg/L			04/03/23 17:55	1

Lab Sample ID: LCS 400-619346/13
Matrix: Water
Analysis Batch: 619346

Client Sample ID: Lab Control Sample
Prep Type: Total/NA

Analyte			Spike Added	LCS Result	LCS Qualifier	Unit	D	%Rec	%Rec Limits		
Sulfate			15.0	14.9		mg/L		99	90 - 110		

Lab Sample ID: MRL 400-619346/14
Matrix: Water
Analysis Batch: 619346

Client Sample ID: Lab Control Sample
Prep Type: Total/NA

Analyte			Spike Added	MRL Result	MRL Qualifier	Unit	D	%Rec	%Rec Limits		
Sulfate			5.00	4.76	I	mg/L		95	50 - 150		

Lab Sample ID: 400-235303-1 MS
Matrix: Water
Analysis Batch: 619346

Client Sample ID: DUP-01
Prep Type: Total/NA

Analyte	Sample Result	Sample Qualifier	Spike Added	MS Result	MS Qualifier	Unit	D	%Rec	%Rec Limits		
Sulfate	1.4	U	10.0	10.3		mg/L		103	77 - 128		

Lab Sample ID: 400-235303-1 MSD
Matrix: Water
Analysis Batch: 619346

Client Sample ID: DUP-01
Prep Type: Total/NA

Analyte	Sample Result	Sample Qualifier	Spike Added	MSD Result	MSD Qualifier	Unit	D	%Rec	%Rec Limits	RPD	RPD Limit
Sulfate	1.4	U	10.0	10.0		mg/L		100	77 - 128	2	5

TestAmerica Pensacola
3355 McLemore Drive
Pensacola, FL 32514
Phone (850) 474-1001 Fax (850) 478-2671

Chain of Custody Record

TestAmerica
THE LEADER IN ENVIRONMENTAL TESTING

561-691-7069

Client Information	Sampler: Rick Hagendorfer / TODD VURES	Lab PM: Whitmire, Cheyenne R	Carrier Tracking No(s):	COC No: 400-53432-23565.2
Client Contact: ~~Kristi Mitchell~~ BH 3-30-23 matthew.chapman@FPL.com	Phone: 850-336-0192	E-Mail: cheyenne.whitmire@testamericainc.com		Page: Page 2 of 2
Company: Gulf Power Company				Job #:

Address: BIN 731 One Energy Place	Due Date Requested:	Analysis Requested	Preservation Codes:
City: Pensacola	TAT Requested (days):		A - HCL M - Hexane B - NaOH N - None C - Zn Acetate O - AsNaO2 D - Nitric Acid P - Na2O4S E - NaHSO4 Q - Na2SO3 F - MeOH R - Na2S2O3 G - Amchlor S - H2SO4 H - Ascorbic Acid T - TSP Dodecahydrate I - Ice U - Acetone J - DI Water V - MCAA K - EDTA W - ph 4-5 L - EDA Z - other (specify)
State, Zip: FL, 32520			
Phone: 850-444-6427(Tel)	PO #: Purchase Order not required		Other:
Email: ~~kmitche@southernco.com~~ BH 3-30-23 matthew.chapman@FPL.com 561-691-7069	WO #:		
Project Name: CCR Smith Plant	Project #: 40006609		
Site:	SSOW#:		

400-235303 COC

Sample Identification	Sample Date	Sample Time	Sample Type (C=Comp, G=grab)	Matrix (W=water, S=solid, O=waste/oil, BT=Tissue, A=Air)	Field Filtered Sample (Yes or No)	Perform MS/MSD (Yes or No)	9315_Ra226, 9320_Ra228, Ra226Ra228_GFPC	SM4500_Cl_E - Chloride, SM4500_SO4_E - Sulfate, 2540C - Total Dissolved Solids, 4500_F_C - Fluoride	6020 - Sb,As,Ba,B,Be,Ca,Cd,Cr,Co,Pb,Li,Mo,Se,Tl, 7470A - Mercury	FieldSampling - Field Sampling Parameters	Total Number of containers	Special Instructions/Note:
			Preservation Code:				D	N	D	N		
~~FB-01~~ RDH 3-30-23				Water								
~~EB-01~~ RDH 3-30-23				Water								
DUP-01	3-28-23	1440	G	Water	NO		X	X	X	X RDH 3-30-23	3	
~~FB-02~~ RDH 3-30-23				Water								
~~EB-02~~ RDH 3-30-23				Water								
~~DUP-02~~ RDH 3-30-23				Water								
MW-02	3-28-23	0956	G	Water	NO		X	X	X	X	3	
MW-03	3-28-23	1540	G	Water	NO		X	X	X	X	3	
MW-12	3-28-23	1647	G	water	NO		X	X	X	X	3	

Possible Hazard Identification	Sample Disposal (A fee may be assessed if samples are retained longer than 1 month)
☐ Non-Hazard ☐ Flammable ☐ Skin Irritant ☐ Poison B ☐ Unknown ☐ Radiological	☐ Return To Client ☐ Disposal By Lab ☐ Archive For ____ Months
Deliverable Requested: I, II, III, IV, Other (specify)	Special Instructions/QC Requirements:

Empty Kit Relinquished by:	Date:	Time:	Method of Shipment: PH 3/30/23
Relinquished by:	Date/Time: 3-30-23 12:38	Company: RDH ENV.	Received by: Rerceton Hagendorfer
Relinquished by: Rerceton Hagendorfer	Date/Time: 5/30/23 ~~3:12~~ BH 3:41	Company: RDH	Received by:
Relinquished by:	Date/Time:	Company	Received by:

Custody Seals Intact: Δ Yes Δ No	Custody Seal No.:	Cooler Temperature(s) °C and Other Remarks: 1.1 3.8 4.0 3.6 2.5 IR10

Date/Time: 3/30/23 12:38 Company: RDH
Date/Time: 3/30/23 1541 Company: CTS
Date/Time: Company:

4/26/2023

Eurofins Pensacola
3355 McLemore Drive
Pensacola, FL 32514
Phone: 850-474-1001 Fax: 850-478-2671

Chain of Custody Record

eurofins | Environment Testing

Client Information	Sampler: Rick Hagendorfer / TODD Voreis	Lab PM: Whitmire, Cheyenne R	Carrier Tracking No(s):	COC No: 400-119414-29464.1
Client Contact: Barry Evans	Phone: 850-336-0192	E-Mail: Cheyenne.Whitmire@et.eurofinsus.com	State of Origin:	Page: RDH 3-30-23 Page 1 of 2
Company: Florida Power and Light	PWSID:			Job #:

Address: BIN 731 One Energy Place	Due Date Requested:
City: Pensacola	TAT Requested (days):
State, Zip: FL, 32520	Compliance Project: Δ Yes Δ No
Phone: 850-444-6427(Tel)	PO #: 2000403482
Email: Barry.Evans@nexteraenergy.com	WO #: 3000004117
Project Name: CCR Smith Plant	Project #: 40006609
Site: Florida	SSOW#:

Analysis Requested

Preservation Codes:
A - HCL, B - NaOH, C - Zn Acetate, D - Nitric Acid, E - NaHSO4, F - MeOH, G - Amchlor, H - Ascorbic Acid, I - Ice, J - DI Water, K - EDTA, L - EDA, M - Hexane, N - None, O - AsNaO2, P - Na2O4S, Q - Na2SO3, R - Na2S2O3, S - H2SO4, T - TSP Dodecahydrate, U - Acetone, V - MCAA, W - pH 4-5, Y - Trizma, Z - other (specify)
Other:

Sample Identification	Sample Date	Sample Time	Sample Type (C=comp, G=grab)	Matrix (W=water, S=solid, O=waste/oil, BT=Tissue, A=Air)	Field Filtered Sample (Yes or No)	Perform MS/MSD (Yes or No)	4500_F_C - Fluoride	6020, 7470A	2540C - TDS	SM4500_SO4_E - Sulfate	9315_Ra226, 9320_Ra228, Ra226Ra228_GFPC	SM4500_Cl_E - Chloride	FieldSampling - Field Sampling Parameters	Total Number of containers	Special Instructions/Note:
			Preservation Code:				N	D	N	N	D	N	N		
~~MW-08~~ RDH 3-30-23 EB-02	3-30-23	0805	G	Water	NO		X	X	X	X	X	X		3	
~~MW-06R~~ RDH 3-30-23 DUP-02	3-29-23	0937	G	Water	NO		X	X	X	X	X	X		3	
~~MW-10R~~ RDH 3-30-23 DUP-03	3-30-23	0923	G	Water	NO		X	X	X	X	X	X		3	
~~MW-13R~~ RDH 3-30-23				Water											
~~MW-07~~ RDH 3-30-23				Water											
~~MW-09R~~ RDH 3-30-23				Water											
~~MW-11R~~ RDH 3-30-23				Water											
~~MW-14R~~ RDH 3-30-23				Water											
				Water											
				Water											

Possible Hazard Identification
☐ Non-Hazard ☐ Flammable ☐ Skin Irritant ☐ Poison B ☐ Unknown ☐ Radiological

Sample Disposal (A fee may be assessed if samples are retained longer than 1 month)
☐ Return To Client ☐ Disposal By Lab ☐ Archive For _____ Months

Deliverable Requested: I, II, III, IV, Other (specify)

Special Instructions/QC Requirements:

Empty Kit Relinquished by:	Date:	Time:	Method of Shipment:

Relinquished by:	Date/Time:	Company	Received by:	Date/Time:	Company
Rick Hagendorfer	3-30-23 12:38	RDH ENV.	Perceton Hagendorfer	3/30/23 12:38	RDH
Relinquished by: Perceton Hagendorfer	Date/Time: 3/30/23 3:12	Company RDH	Received by:	Date/Time: 3/30/23 1511	Company ECS
Relinquished by:	Date/Time: BH 3:41	Company	Received by:	Date/Time:	Company

Custody Seals Intact: Δ Yes Δ No	Custody Seal No.:	Cooler Temperature(s) °C and Other Remarks:

Ver: 06/08/2021

4/26/2023

Login Sample Receipt Checklist

Client: Florida Power and Light

Job Number: 400-235303-1
SDG Number: Upgradient

Login Number: 235303
List Number: 1
Creator: Roberts, Alexis J

List Source: Eurofins Pensacola

Question	Answer	Comment
Radioactivity wasn't checked or is </= background as measured by a survey meter.	N/A	
The cooler's custody seal, if present, is intact.	N/A	
Sample custody seals, if present, are intact.	N/A	
The cooler or samples do not appear to have been compromised or tampered with.	True	
Samples were received on ice.	True	
Cooler Temperature is acceptable.	True	
Cooler Temperature is recorded.	True	1.1°C, 3.8°C, 4.0°C,3.6°C, 2.5°C IR10
COC is present.	True	
COC is filled out in ink and legible.	True	
COC is filled out with all pertinent information.	True	
Is the Field Sampler's name present on COC?	True	
There are no discrepancies between the containers received and the COC.	True	
Samples are received within Holding Time (excluding tests with immediate HTs)	True	
Sample containers have legible labels.	True	
Containers are not broken or leaking.	True	
Sample collection date/times are provided.	True	
Appropriate sample containers are used.	True	
Sample bottles are completely filled.	True	
Sample Preservation Verified.	True	
There is sufficient vol. for all requested analyses, incl. any requested MS/MSDs	True	
Containers requiring zero headspace have no headspace or bubble is <6mm (1/4").	N/A	
Multiphasic samples are not present.	True	
Samples do not require splitting or compositing.	True	
Residual Chlorine Checked.	N/A	

Accreditation/Certification Summary

Client: Florida Power and Light
Project/Site: CCR Smith Plant

Job ID: 400-235303-1
SDG: Upgradient

Laboratory: Eurofins Pensacola

All accreditations/certifications held by this laboratory are listed. Not all accreditations/certifications are applicable to this report.

Authority	Program	Identification Number	Expiration Date
Alabama	State	40150	06-30-23
ANAB	ISO/IEC 17025	L2471	02-22-26
Arkansas DEQ	State	88-0689	09-01-23
California	State	2510	06-30-23
Florida	NELAP	E81010	06-30-23
Georgia	State	E81010(FL)	06-30-23
Illinois	NELAP	200041	10-09-23
Kansas	NELAP	E-10253	10-31-23
Kentucky (UST)	State	53	06-30-23
Louisiana (All)	NELAP	30976	06-30-23
Louisiana (DW)	State	LA017	12-31-23
Maryland	State	233	09-30-23
Michigan	State	9912	06-30-23
North Carolina (WW/SW)	State	314	12-31-23
Oklahoma	NELAP	9810	08-31-23
Pennsylvania	NELAP	68-00467	01-31-24
South Carolina	State	96026	06-30-23
Tennessee	State	TN02907	06-30-23
Texas	NELAP	T104704286	09-30-23
US Fish & Wildlife	US Federal Programs	A22340	06-30-23
USDA	US Federal Programs	P330-21-00056	05-17-24
USDA	US Federal Programs	FLGNV23001	01-08-26
Virginia	NELAP	460166	06-14-23
West Virginia DEP	State	136	03-31-24

eurofins | Environment Testing

ANALYTICAL REPORT

PREPARED FOR

Attn: Barry Evans
Florida Power and Light
BIN 731
One Energy Place
Pensacola, Florida 32520

Generated 5/3/2023 4:56:56 PM

JOB DESCRIPTION

CCR Smith Plant
SDG NUMBER Upgradient

JOB NUMBER

400-235303-2

Eurofins Pensacola
3355 McLemore Drive
Pensacola FL 32514

See page two for job notes and contact information.

myEOL

Job Notes

The test results in this report meet all NELAP requirements for accredited parameters, unless otherwise noted, and relate only to the referenced samples. Pursuant to NELAP, this report may not be reproduced, except in full, without written approval from the laboratory. For questions please contact the Project Manager at the e-mail address listed on this page, or the telephone number at the bottom of the page. Eurofins Environment Testing Southeast LLC, Pensacola Certifications and Approvals: Alabama (40150), Arizona (AZ0710), Arkansas (88-0689), Florida (E81010), Illinois (200041), Iowa (367), Kansas (E-10253), Kentucky UST (53), Louisiana (30748), Maryland (233), Massachusetts (M-FL094), Michigan (9912), New Hampshire (250510), New Jersey (FL006), North Carolina (314), Oklahoma (9810), Pennsylvania (68-00467), Rhode Island (LAO00307), South Carolina (96026), Tennessee (TN02907), Texas (T104704286-10-2), Virginia (00008), Washington (C2043), West Virginia (136), USDA Foreign Soil Permit (P330-08-00006).

The test results in this report relate only to the samples as received by the laboratory and will meet all requirements of the methodology, with any exceptions noted. This report shall not be reproduced except in full, without the express written approval of the laboratory. All questions should be directed to the Eurofins Environment Testing Southeast, LLC Project Manager.

Authorization



Generated
5/3/2023 4:56:56 PM

Authorized for release by
Cheyenne Whitmire, Project Manager II
Cheyenne.Whitmire@et.eurofinsus.com
(850)471-6222

Table of Contents

Cover Page 1
Table of Contents 3
Case Narrative 4
Method Summary 5
Sample Summary 6
Client Sample Results 7
Definitions 14
Chronicle 15
QC Association 17
QC Sample Results 18
Chain of Custody 21
Receipt Checklists 23
Certification Summary 25

Job ID: 400-235303-2

Laboratory: Eurofins Pensacola

Narrative

Job Narrative
400-235303-2

Receipt
The samples were received on 3/30/2023 3:41 PM. Unless otherwise noted below, the samples arrived in good condition, and where required, properly preserved and on ice. The temperatures of the 5 coolers at receipt time were 1.1º C, 2.5º C, 3.6º C, 3.8º C and 4.0º C.

RAD
Method 9315: Radium-226 batch 606560. Any minimum detectable concentration (MDC), critical value (DLC), or Safe Drinking Water Act detection limit (SDWA DL) is sample-specific unless otherwise stated elsewhere in this narrative. Radiochemistry sample results are reported with the count date/time applied as the Activity Reference Date. EB-02 (400-235303-5), DUP-02 (400-235303-6), DUP-03 (400-235303-7), (LCS 160-606560/2-A), (LCSD 160-606560/3-A) and (MB 160-606560/1-A)

Method 9315: Radium-226 batch 606317. Any minimum detectable concentration (MDC), critical value (DLC), or Safe Drinking Water Act detection limit (SDWA DL) is sample-specific unless otherwise stated elsewhere in this narrative. Radiochemistry sample results are reported with the count date/time applied as the Activity Reference Date. DUP-01 (400-235303-1), MW-02 (400-235303-2), MW-03 (400-235303-3), MW-12 (400-235303-4), (LCS 160-606317/2-A), (MB 160-606317/1-A), (400-235302-A-11-A) and (400-235302-A-11-C DU)

Method 9320: Radium-228 batch 606318. Any minimum detectable concentration (MDC), critical value (DLC), or Safe Drinking Water Act detection limit (SDWA DL) is sample-specific unless otherwise stated elsewhere in this narrative. Radiochemistry sample results are reported with the count date/time applied as the Activity Reference Date. DUP-01 (400-235303-1), MW-02 (400-235303-2), MW-03 (400-235303-3), MW-12 (400-235303-4), (LCS 160-606318/2-A), (MB 160-606318/1-A), (400-235302-A-11-D) and (400-235302-A-11-E DU)

Method 9320: Radium-228 batch 606561. Any minimum detectable concentration (MDC), critical value (DLC), or Safe Drinking Water Act detection limit (SDWA DL) is sample-specific unless otherwise stated elsewhere in this narrative. Radiochemistry sample results are reported with the count date/time applied as the Activity Reference Date. EB-02 (400-235303-5), DUP-02 (400-235303-6), DUP-03 (400-235303-7), (LCS 160-606561/2-A), (LCSD 160-606561/3-A) and (MB 160-606561/1-A)

Method PrecSep_0: Radium-226 Prep Batch 160-606561. The following samples were prepared at a reduced aliquot due to Matrix: DUP-02 (400-235303-6) and DUP-03 (400-235303-7). A laboratory control sample/ laboratory control sample duplicate (LCS/LCSD) were prepared instead of a sample duplicate (DUP) to demonstrate batch precision.

Method PrecSep_0: Radium-226 Prep Batch 160-606561. Insufficient sample volume was available to perform a sample duplicate for the following samples: EB-02 (400-235303-5). A laboratory control sample/ laboratory control sample duplicate (LCS/LCSD) were prepared instead to demonstrate batch precision.

Method PrecSep-21: Radium-226 Prep Batch 160-606560. The following samples were prepared at a reduced aliquot due to Matrix: DUP-02 (400-235303-6) and DUP-03 (400-235303-7). A laboratory control sample/ laboratory control sample duplicate (LCS/LCSD) were prepared instead of a sample duplicate (DUP) to demonstrate batch precision.

Method PrecSep-21: Radium-226 Prep Batch 160-606560. Insufficient sample volume was available to perform a sample duplicate for the following samples: EB-02 (400-235303-5). A laboratory control sample/ laboratory control sample duplicate (LCS/LCSD) were prepared instead to demonstrate batch precision.

No additional analytical or quality issues were noted, other than those described above or in the Definitions/Glossary page.

Method Summary

Client: Florida Power and Light
Project/Site: CCR Smith Plant

Job ID: 400-235303-2
SDG: Upgradient

Method	Method Description	Protocol	Laboratory
9315	Radium-226 (GFPC)	SW846	EET SL
9320	Radium-228 (GFPC)	SW846	EET SL
Ra226_Ra228	Combined Radium-226 and Radium-228	TAL-STL	EET SL
PrecSep_0	Preparation, Precipitate Separation	None	EET SL
PrecSep-21	Preparation, Precipitate Separation (21-Day In-Growth)	None	EET SL

Protocol References:

None = None

SW846 = "Test Methods For Evaluating Solid Waste, Physical/Chemical Methods", Third Edition, November 1986 And Its Updates.

TAL-STL = TestAmerica Laboratories, St. Louis, Facility Standard Operating Procedure.

Laboratory References:

EET SL = Eurofins St. Louis, 13715 Rider Trail North, Earth City, MO 63045, TEL (314)298-8566

Sample Summary

Client: Florida Power and Light
Project/Site: CCR Smith Plant

Job ID: 400-235303-2
SDG: Upgradient

Lab Sample ID	Client Sample ID	Matrix	Collected	Received
400-235303-1	DUP-01	Water	03/28/23 14:40	03/30/23 15:41
400-235303-2	MW-02	Water	03/28/23 09:56	03/30/23 15:41
400-235303-3	MW-03	Water	03/28/23 15:40	03/30/23 15:41
400-235303-4	MW-12	Water	03/28/23 16:47	03/30/23 15:41
400-235303-5	EB-02	Water	03/30/23 08:05	03/30/23 15:41
400-235303-6	DUP-02	Water	03/29/23 09:37	03/30/23 15:41
400-235303-7	DUP-03	Water	03/30/23 09:23	03/30/23 15:41

Client Sample ID: DUP-01

Date Collected: 03/28/23 14:40
Date Received: 03/30/23 15:41

Lab Sample ID: 400-235303-1

Matrix: Water

Method: SW846 9315 - Radium-226 (GFPC)

Analyte	Result	Qualifier	Count Uncert. (2σ+/-)	Total Uncert. (2σ+/-)	RL	MDC	Unit	Prepared	Analyzed	Dil Fac
Radium-226	**1.57**		0.263	0.299	1.00	0.145	pCi/L	04/06/23 09:24	05/02/23 10:03	1

Carrier	*%Yield*	*Qualifier*	*Limits*	*Prepared*	*Analyzed*	*Dil Fac*
Ba Carrier	*88.1*		*30 - 110*	*04/06/23 09:24*	*05/02/23 10:03*	*1*

Method: SW846 9320 - Radium-228 (GFPC)

Analyte	Result	Qualifier	Count Uncert. (2σ+/-)	Total Uncert. (2σ+/-)	RL	MDC	Unit	Prepared	Analyzed	Dil Fac
Radium-228	0.236	U	0.307	0.307	1.00	0.511	pCi/L	04/06/23 10:02	04/28/23 12:34	1

Carrier	*%Yield*	*Qualifier*	*Limits*	*Prepared*	*Analyzed*	*Dil Fac*
Ba Carrier	*88.1*		*30 - 110*	*04/06/23 10:02*	*04/28/23 12:34*	*1*
Y Carrier	*85.2*		*30 - 110*	*04/06/23 10:02*	*04/28/23 12:34*	*1*

Method: TAL-STL Ra226_Ra228 - Combined Radium-226 and Radium-228

Analyte	Result	Qualifier	Count Uncert. (2σ+/-)	Total Uncert. (2σ+/-)	RL	MDC	Unit	Prepared	Analyzed	Dil Fac
Combined Radium 226 + 228	**1.80**		0.404	0.429	5.00	0.511	pCi/L		05/02/23 14:17	1

Client Sample ID: MW-02

Date Collected: 03/28/23 09:56
Date Received: 03/30/23 15:41

Lab Sample ID: 400-235303-2

Matrix: Water

Method: SW846 9315 - Radium-226 (GFPC)

Analyte	Result	Qualifier	Count Uncert. (2σ+/-)	Total Uncert. (2σ+/-)	RL	MDC	Unit	Prepared	Analyzed	Dil Fac
Radium-226	**0.878**		0.249	0.261	1.00	0.223	pCi/L	04/06/23 09:24	05/02/23 10:03	1

Carrier	*%Yield*	*Qualifier*	*Limits*	*Prepared*	*Analyzed*	*Dil Fac*
Ba Carrier	*83.8*		*30 - 110*	*04/06/23 09:24*	*05/02/23 10:03*	*1*

Method: SW846 9320 - Radium-228 (GFPC)

Analyte	Result	Qualifier	Count Uncert. (2σ+/-)	Total Uncert. (2σ+/-)	RL	MDC	Unit	Prepared	Analyzed	Dil Fac
Radium-228	0.359	U	0.413	0.414	1.00	0.677	pCi/L	04/06/23 10:02	04/28/23 12:34	1

Carrier	*%Yield*	*Qualifier*	*Limits*	*Prepared*	*Analyzed*	*Dil Fac*
Ba Carrier	*83.8*		*30 - 110*	*04/06/23 10:02*	*04/28/23 12:34*	*1*
Y Carrier	*87.1*		*30 - 110*	*04/06/23 10:02*	*04/28/23 12:34*	*1*

Method: TAL-STL Ra226_Ra228 - Combined Radium-226 and Radium-228

Analyte	Result	Qualifier	Count Uncert. (2σ+/-)	Total Uncert. (2σ+/-)	RL	MDC	Unit	Prepared	Analyzed	Dil Fac
Combined Radium 226 + 228	**1.24**		0.482	0.489	5.00	0.677	pCi/L		05/02/23 14:17	1

Client Sample ID: MW-03

Date Collected: 03/28/23 15:40
Date Received: 03/30/23 15:41

Lab Sample ID: 400-235303-3

Matrix: Water

Method: SW846 9315 - Radium-226 (GFPC)

Analyte	Result	Qualifier	Count Uncert. (2σ+/-)	Total Uncert. (2σ+/-)	RL	MDC	Unit	Prepared	Analyzed	Dil Fac
Radium-226	**1.45**		0.269	0.299	1.00	0.205	pCi/L	04/06/23 09:24	05/02/23 10:03	1

Carrier	*%Yield*	*Qualifier*	*Limits*	*Prepared*	*Analyzed*	*Dil Fac*
Ba Carrier	*87.1*		*30 - 110*	*04/06/23 09:24*	*05/02/23 10:03*	*1*

Method: SW846 9320 - Radium-228 (GFPC)

Analyte	Result	Qualifier	Count Uncert. (2σ+/-)	Total Uncert. (2σ+/-)	RL	MDC	Unit	Prepared	Analyzed	Dil Fac
Radium-228	0.254	U	0.313	0.314	1.00	0.518	pCi/L	04/06/23 10:02	04/28/23 12:34	1

Carrier	*%Yield*	*Qualifier*	*Limits*	*Prepared*	*Analyzed*	*Dil Fac*
Ba Carrier	*87.1*		*30 - 110*	*04/06/23 10:02*	*04/28/23 12:34*	*1*
Y Carrier	*85.2*		*30 - 110*	*04/06/23 10:02*	*04/28/23 12:34*	*1*

Method: TAL-STL Ra226_Ra228 - Combined Radium-226 and Radium-228

Analyte	Result	Qualifier	Count Uncert. (2σ+/-)	Total Uncert. (2σ+/-)	RL	MDC	Unit	Prepared	Analyzed	Dil Fac
Combined Radium 226 + 228	**1.71**		0.413	0.434	5.00	0.518	pCi/L		05/02/23 14:17	1

Client Sample ID: MW-12

Date Collected: 03/28/23 16:47
Date Received: 03/30/23 15:41

Lab Sample ID: 400-235303-4

Matrix: Water

Method: SW846 9315 - Radium-226 (GFPC)

Analyte	Result	Qualifier	Count Uncert. (2σ+/-)	Total Uncert. (2σ+/-)	RL	MDC	Unit	Prepared	Analyzed	Dil Fac
Radium-226	**1.76**		0.325	0.362	1.00	0.218	pCi/L	04/06/23 09:24	05/02/23 10:08	1

Carrier	*%Yield*	*Qualifier*	*Limits*	*Prepared*	*Analyzed*	*Dil Fac*
Ba Carrier	*87.1*		*30 - 110*	*04/06/23 09:24*	*05/02/23 10:08*	*1*

Method: SW846 9320 - Radium-228 (GFPC)

Analyte	Result	Qualifier	Count Uncert. (2σ+/-)	Total Uncert. (2σ+/-)	RL	MDC	Unit	Prepared	Analyzed	Dil Fac
Radium-228	0.279	U	0.390	0.391	1.00	0.657	pCi/L	04/06/23 10:02	04/28/23 12:34	1

Carrier	*%Yield*	*Qualifier*	*Limits*	*Prepared*	*Analyzed*	*Dil Fac*
Ba Carrier	*87.1*		*30 - 110*	*04/06/23 10:02*	*04/28/23 12:34*	*1*
Y Carrier	*87.9*		*30 - 110*	*04/06/23 10:02*	*04/28/23 12:34*	*1*

Method: TAL-STL Ra226_Ra228 - Combined Radium-226 and Radium-228

Analyte	Result	Qualifier	Count Uncert. (2σ+/-)	Total Uncert. (2σ+/-)	RL	MDC	Unit	Prepared	Analyzed	Dil Fac
Combined Radium 226 + 228	**2.04**		0.508	0.533	5.00	0.657	pCi/L		05/02/23 14:17	1

Client Sample Results

Client: Florida Power and Light
Project/Site: CCR Smith Plant

Job ID: 400-235303-2
SDG: Upgradient

Client Sample ID: EB-02
Date Collected: 03/30/23 08:05
Date Received: 03/30/23 15:41

Lab Sample ID: 400-235303-5
Matrix: Water

Method: SW846 9315 - Radium-226 (GFPC)

Analyte	Result	Qualifier	Count Uncert. (2σ+/-)	Total Uncert. (2σ+/-)	RL	MDC	Unit	Prepared	Analyzed	Dil Fac
Radium-226	0.0577	U	0.0956	0.0958	1.00	0.167	pCi/L	04/07/23 09:22	05/01/23 14:46	1

Carrier	*%Yield*	*Qualifier*	*Limits*	*Prepared*	*Analyzed*	*Dil Fac*
Ba Carrier	*92.4*		*30 - 110*	*04/07/23 09:22*	*05/01/23 14:46*	*1*

Method: SW846 9320 - Radium-228 (GFPC)

Analyte	Result	Qualifier	Count Uncert. (2σ+/-)	Total Uncert. (2σ+/-)	RL	MDC	Unit	Prepared	Analyzed	Dil Fac
Radium-228	0.292	U	0.283	0.284	1.00	0.451	pCi/L	04/07/23 09:43	04/28/23 12:24	1

Carrier	*%Yield*	*Qualifier*	*Limits*	*Prepared*	*Analyzed*	*Dil Fac*
Ba Carrier	*92.4*		*30 - 110*	*04/07/23 09:43*	*04/28/23 12:24*	*1*
Y Carrier	*86.7*		*30 - 110*	*04/07/23 09:43*	*04/28/23 12:24*	*1*

Method: TAL-STL Ra226_Ra228 - Combined Radium-226 and Radium-228

Analyte	Result	Qualifier	Count Uncert. (2σ+/-)	Total Uncert. (2σ+/-)	RL	MDC	Unit	Prepared	Analyzed	Dil Fac
Combined Radium 226 + 228	0.350	U	0.299	0.300	5.00	0.451	pCi/L		05/02/23 10:46	1

Client Sample ID: DUP-02

Date Collected: 03/29/23 09:37
Date Received: 03/30/23 15:41

Lab Sample ID: 400-235303-6

Matrix: Water

Method: SW846 9315 - Radium-226 (GFPC)

Analyte	Result	Qualifier	Count Uncert. (2σ+/-)	Total Uncert. (2σ+/-)	RL	MDC	Unit	Prepared	Analyzed	Dil Fac
Radium-226	10.4		0.685	1.16	1.00	0.141	pCi/L	04/07/23 09:22	05/01/23 15:59	1

Carrier	*%Yield*	*Qualifier*	*Limits*	*Prepared*	*Analyzed*	*Dil Fac*
Ba Carrier	*88.9*		*30 - 110*	*04/07/23 09:22*	*05/01/23 15:59*	*1*

Method: SW846 9320 - Radium-228 (GFPC)

Analyte	Result	Qualifier	Count Uncert. (2σ+/-)	Total Uncert. (2σ+/-)	RL	MDC	Unit	Prepared	Analyzed	Dil Fac
Radium-228	17.8		1.27	2.07	1.00	0.537	pCi/L	04/07/23 09:43	04/28/23 12:24	1

Carrier	*%Yield*	*Qualifier*	*Limits*	*Prepared*	*Analyzed*	*Dil Fac*
Ba Carrier	*88.9*		*30 - 110*	*04/07/23 09:43*	*04/28/23 12:24*	*1*
Y Carrier	*84.9*		*30 - 110*	*04/07/23 09:43*	*04/28/23 12:24*	*1*

Method: TAL-STL Ra226_Ra228 - Combined Radium-226 and Radium-228

Analyte	Result	Qualifier	Count Uncert. (2σ+/-)	Total Uncert. (2σ+/-)	RL	MDC	Unit	Prepared	Analyzed	Dil Fac
Combined Radium 226 + 228	28.2		1.44	2.37	5.00	0.537	pCi/L		05/02/23 10:46	1

Client Sample ID: DUP-03

Date Collected: 03/30/23 09:23
Date Received: 03/30/23 15:41

Lab Sample ID: 400-235303-7

Matrix: Water

Method: SW846 9315 - Radium-226 (GFPC)

Analyte	Result	Qualifier	Count Uncert. (2σ+/-)	Total Uncert. (2σ+/-)	RL	MDC	Unit	Prepared	Analyzed	Dil Fac
Radium-226	4.27		0.436	0.581	1.00	0.198	pCi/L	04/07/23 09:22	05/01/23 15:59	1

Carrier	*%Yield*	*Qualifier*	*Limits*	*Prepared*	*Analyzed*	*Dil Fac*
Ba Carrier	*94.7*		*30 - 110*	*04/07/23 09:22*	*05/01/23 15:59*	*1*

Method: SW846 9320 - Radium-228 (GFPC)

Analyte	Result	Qualifier	Count Uncert. (2σ+/-)	Total Uncert. (2σ+/-)	RL	MDC	Unit	Prepared	Analyzed	Dil Fac
Radium-228	11.4		0.996	1.44	1.00	0.473	pCi/L	04/07/23 09:43	04/28/23 12:24	1

Carrier	*%Yield*	*Qualifier*	*Limits*	*Prepared*	*Analyzed*	*Dil Fac*
Ba Carrier	*94.7*		*30 - 110*	*04/07/23 09:43*	*04/28/23 12:24*	*1*
Y Carrier	*86.0*		*30 - 110*	*04/07/23 09:43*	*04/28/23 12:24*	*1*

Method: TAL-STL Ra226_Ra228 - Combined Radium-226 and Radium-228

Analyte	Result	Qualifier	Count Uncert. (2σ+/-)	Total Uncert. (2σ+/-)	RL	MDC	Unit	Prepared	Analyzed	Dil Fac
Combined Radium 226 + 228	15.6		1.09	1.55	5.00	0.473	pCi/L		05/02/23 10:46	1

Definitions/Glossary

Client: Florida Power and Light
Project/Site: CCR Smith Plant

Job ID: 400-235303-2
SDG: Upgradient

Qualifiers

Rad

Qualifier	Qualifier Description
U	Result is less than the sample detection limit.

Glossary

Abbreviation	These commonly used abbreviations may or may not be present in this report.
¤	Listed under the "D" column to designate that the result is reported on a dry weight basis
%R	Percent Recovery
CFL	Contains Free Liquid
CFU	Colony Forming Unit
CNF	Contains No Free Liquid
DER	Duplicate Error Ratio (normalized absolute difference)
Dil Fac	Dilution Factor
DL	Detection Limit (DoD/DOE)
DL, RA, RE, IN	Indicates a Dilution, Re-analysis, Re-extraction, or additional Initial metals/anion analysis of the sample
DLC	Decision Level Concentration (Radiochemistry)
EDL	Estimated Detection Limit (Dioxin)
LOD	Limit of Detection (DoD/DOE)
LOQ	Limit of Quantitation (DoD/DOE)
MCL	EPA recommended "Maximum Contaminant Level"
MDA	Minimum Detectable Activity (Radiochemistry)
MDC	Minimum Detectable Concentration (Radiochemistry)
MDL	Method Detection Limit
ML	Minimum Level (Dioxin)
MPN	Most Probable Number
MQL	Method Quantitation Limit
NC	Not Calculated
ND	Not Detected at the reporting limit (or MDL or EDL if shown)
NEG	Negative / Absent
POS	Positive / Present
PQL	Practical Quantitation Limit
PRES	Presumptive
QC	Quality Control
RER	Relative Error Ratio (Radiochemistry)
RL	Reporting Limit or Requested Limit (Radiochemistry)
RPD	Relative Percent Difference, a measure of the relative difference between two points
TEF	Toxicity Equivalent Factor (Dioxin)
TEQ	Toxicity Equivalent Quotient (Dioxin)
TNTC	Too Numerous To Count

Lab Chronicle

Client: Florida Power and Light
Project/Site: CCR Smith Plant

Job ID: 400-235303-2
SDG: Upgradient

Client Sample ID: DUP-01
Date Collected: 03/28/23 14:40
Date Received: 03/30/23 15:41

Lab Sample ID: 400-235303-1
Matrix: Water

Prep Type	Batch Type	Batch Method	Run	Dilution Factor	Batch Number	Analyst	Lab	Prepared or Analyzed
Total/NA	Prep	PrecSep-21			606317	DJP	EET SL	04/06/23 09:24
Total/NA	Analysis	9315		1	609637	FLC	EET SL	05/02/23 10:03
Total/NA	Prep	PrecSep_0			606318	DJP	EET SL	04/06/23 10:02
Total/NA	Analysis	9320		1	609275	FLC	EET SL	04/28/23 12:34
Total/NA	Analysis	Ra226_Ra228		1	609692	SCB	EET SL	05/02/23 14:17

Client Sample ID: MW-02
Date Collected: 03/28/23 09:56
Date Received: 03/30/23 15:41

Lab Sample ID: 400-235303-2
Matrix: Water

Prep Type	Batch Type	Batch Method	Run	Dilution Factor	Batch Number	Analyst	Lab	Prepared or Analyzed
Total/NA	Prep	PrecSep-21			606317	DJP	EET SL	04/06/23 09:24
Total/NA	Analysis	9315		1	609637	FLC	EET SL	05/02/23 10:03
Total/NA	Prep	PrecSep_0			606318	DJP	EET SL	04/06/23 10:02
Total/NA	Analysis	9320		1	609275	FLC	EET SL	04/28/23 12:34
Total/NA	Analysis	Ra226_Ra228		1	609692	SCB	EET SL	05/02/23 14:17

Client Sample ID: MW-03
Date Collected: 03/28/23 15:40
Date Received: 03/30/23 15:41

Lab Sample ID: 400-235303-3
Matrix: Water

Prep Type	Batch Type	Batch Method	Run	Dilution Factor	Batch Number	Analyst	Lab	Prepared or Analyzed
Total/NA	Prep	PrecSep-21			606317	DJP	EET SL	04/06/23 09:24
Total/NA	Analysis	9315		1	609637	FLC	EET SL	05/02/23 10:03
Total/NA	Prep	PrecSep_0			606318	DJP	EET SL	04/06/23 10:02
Total/NA	Analysis	9320		1	609275	FLC	EET SL	04/28/23 12:34
Total/NA	Analysis	Ra226_Ra228		1	609692	SCB	EET SL	05/02/23 14:17

Client Sample ID: MW-12
Date Collected: 03/28/23 16:47
Date Received: 03/30/23 15:41

Lab Sample ID: 400-235303-4
Matrix: Water

Prep Type	Batch Type	Batch Method	Run	Dilution Factor	Batch Number	Analyst	Lab	Prepared or Analyzed
Total/NA	Prep	PrecSep-21			606317	DJP	EET SL	04/06/23 09:24
Total/NA	Analysis	9315		1	609638	FLC	EET SL	05/02/23 10:08
Total/NA	Prep	PrecSep_0			606318	DJP	EET SL	04/06/23 10:02
Total/NA	Analysis	9320		1	609275	FLC	EET SL	04/28/23 12:34
Total/NA	Analysis	Ra226_Ra228		1	609692	SCB	EET SL	05/02/23 14:17

Lab Chronicle

Client: Florida Power and Light
Project/Site: CCR Smith Plant

Job ID: 400-235303-2
SDG: Upgradient

Client Sample ID: EB-02
Date Collected: 03/30/23 08:05
Date Received: 03/30/23 15:41

Lab Sample ID: 400-235303-5
Matrix: Water

Prep Type	Batch Type	Batch Method	Run	Dilution Factor	Batch Number	Analyst	Lab	Prepared or Analyzed
Total/NA	Prep	PrecSep-21			606560	DJP	EET SL	04/07/23 09:22
Total/NA	Analysis	9315		1	609523	FLC	EET SL	05/01/23 14:46
Total/NA	Prep	PrecSep_0			606561	DJP	EET SL	04/07/23 09:43
Total/NA	Analysis	9320		1	609232	FLC	EET SL	04/28/23 12:24
Total/NA	Analysis	Ra226_Ra228		1	609650	SCB	EET SL	05/02/23 10:46

Client Sample ID: DUP-02
Date Collected: 03/29/23 09:37
Date Received: 03/30/23 15:41

Lab Sample ID: 400-235303-6
Matrix: Water

Prep Type	Batch Type	Batch Method	Run	Dilution Factor	Batch Number	Analyst	Lab	Prepared or Analyzed
Total/NA	Prep	PrecSep-21			606560	DJP	EET SL	04/07/23 09:22
Total/NA	Analysis	9315		1	609530	FLC	EET SL	05/01/23 15:59
Total/NA	Prep	PrecSep_0			606561	DJP	EET SL	04/07/23 09:43
Total/NA	Analysis	9320		1	609232	FLC	EET SL	04/28/23 12:24
Total/NA	Analysis	Ra226_Ra228		1	609650	SCB	EET SL	05/02/23 10:46

Client Sample ID: DUP-03
Date Collected: 03/30/23 09:23
Date Received: 03/30/23 15:41

Lab Sample ID: 400-235303-7
Matrix: Water

Prep Type	Batch Type	Batch Method	Run	Dilution Factor	Batch Number	Analyst	Lab	Prepared or Analyzed
Total/NA	Prep	PrecSep-21			606560	DJP	EET SL	04/07/23 09:22
Total/NA	Analysis	9315		1	609530	FLC	EET SL	05/01/23 15:59
Total/NA	Prep	PrecSep_0			606561	DJP	EET SL	04/07/23 09:43
Total/NA	Analysis	9320		1	609232	FLC	EET SL	04/28/23 12:24
Total/NA	Analysis	Ra226_Ra228		1	609650	SCB	EET SL	05/02/23 10:46

Laboratory References:

EET SL = Eurofins St. Louis, 13715 Rider Trail North, Earth City, MO 63045, TEL (314)298-8566

Rad

Prep Batch: 606317

Lab Sample ID	Client Sample ID	Prep Type	Matrix	Method	Prep Batch
400-235303-1	DUP-01	Total/NA	Water	PrecSep-21	
400-235303-2	MW-02	Total/NA	Water	PrecSep-21	
400-235303-3	MW-03	Total/NA	Water	PrecSep-21	
400-235303-4	MW-12	Total/NA	Water	PrecSep-21	
MB 160-606317/1-A	Method Blank	Total/NA	Water	PrecSep-21	
LCS 160-606317/2-A	Lab Control Sample	Total/NA	Water	PrecSep-21	
400-235302-A-11-C DU	Duplicate	Total/NA	Water	PrecSep-21	

Prep Batch: 606318

Lab Sample ID	Client Sample ID	Prep Type	Matrix	Method	Prep Batch
400-235303-1	DUP-01	Total/NA	Water	PrecSep_0	
400-235303-2	MW-02	Total/NA	Water	PrecSep_0	
400-235303-3	MW-03	Total/NA	Water	PrecSep_0	
400-235303-4	MW-12	Total/NA	Water	PrecSep_0	
MB 160-606318/1-A	Method Blank	Total/NA	Water	PrecSep_0	
LCS 160-606318/2-A	Lab Control Sample	Total/NA	Water	PrecSep_0	
400-235302-A-11-E DU	Duplicate	Total/NA	Water	PrecSep_0	

Prep Batch: 606560

Lab Sample ID	Client Sample ID	Prep Type	Matrix	Method	Prep Batch
400-235303-5	EB-02	Total/NA	Water	PrecSep-21	
400-235303-6	DUP-02	Total/NA	Water	PrecSep-21	
400-235303-7	DUP-03	Total/NA	Water	PrecSep-21	
MB 160-606560/1-A	Method Blank	Total/NA	Water	PrecSep-21	
LCS 160-606560/2-A	Lab Control Sample	Total/NA	Water	PrecSep-21	
LCSD 160-606560/3-A	Lab Control Sample Dup	Total/NA	Water	PrecSep-21	

Prep Batch: 606561

Lab Sample ID	Client Sample ID	Prep Type	Matrix	Method	Prep Batch
400-235303-5	EB-02	Total/NA	Water	PrecSep_0	
400-235303-6	DUP-02	Total/NA	Water	PrecSep_0	
400-235303-7	DUP-03	Total/NA	Water	PrecSep_0	
MB 160-606561/1-A	Method Blank	Total/NA	Water	PrecSep_0	
LCS 160-606561/2-A	Lab Control Sample	Total/NA	Water	PrecSep_0	
LCSD 160-606561/3-A	Lab Control Sample Dup	Total/NA	Water	PrecSep_0	

Method: 9315 - Radium-226 (GFPC)

Lab Sample ID: MB 160-606317/1-A
Matrix: Water
Analysis Batch: 609638

Client Sample ID: Method Blank
Prep Type: Total/NA
Prep Batch: 606317

Analyte	MB Result	MB Qualifier	Count Uncert. (2σ+/-)	Total Uncert. (2σ+/-)	RL	MDC	Unit	Prepared	Analyzed	Dil Fac
Radium-226	0.03949	U	0.0840	0.0841	1.00	0.152	pCi/L	04/06/23 09:24	05/02/23 08:07	1

Carrier	*MB %Yield*	*MB Qualifier*	*Limits*	*Prepared*	*Analyzed*	*Dil Fac*
Ba Carrier	*89.1*		*30 - 110*	*04/06/23 09:24*	*05/02/23 08:07*	*1*

Lab Sample ID: LCS 160-606317/2-A
Matrix: Water
Analysis Batch: 609638

Client Sample ID: Lab Control Sample
Prep Type: Total/NA
Prep Batch: 606317

Analyte			Spike Added	LCS Result	LCS Qual	Total Uncert. (2σ+/-)	RL	MDC	Unit	%Rec	%Rec Limits		
Radium-226			11.3	10.79		1.18	1.00	0.148	pCi/L	95	70 - 113		

Carrier	*LCS %Yield*	*LCS Qualifier*	*Limits*
Ba Carrier	*87.1*		*30 - 110*

Lab Sample ID: 400-235302-A-11-C DU
Matrix: Water
Analysis Batch: 609637

Client Sample ID: Duplicate
Prep Type: Total/NA
Prep Batch: 606317

Analyte	Sample Result	Sample Qual		DU Result	DU Qual	Total Uncert. (2σ+/-)	RL	MDC	Unit			RER	RER Limit
Radium-226	0.0395	U		0.05604	U	0.0815	1.00	0.139	pCi/L			0.10	1

Carrier	*DU %Yield*	*DU Qualifier*	*Limits*
Ba Carrier	*95.7*		*30 - 110*

Lab Sample ID: MB 160-606560/1-A
Matrix: Water
Analysis Batch: 609523

Client Sample ID: Method Blank
Prep Type: Total/NA
Prep Batch: 606560

Analyte	MB Result	MB Qualifier	Count Uncert. (2σ+/-)	Total Uncert. (2σ+/-)	RL	MDC	Unit	Prepared	Analyzed	Dil Fac
Radium-226	0.04520	U	0.0998	0.0999	1.00	0.180	pCi/L	04/07/23 09:22	05/01/23 14:44	1

Carrier	*MB %Yield*	*MB Qualifier*	*Limits*	*Prepared*	*Analyzed*	*Dil Fac*
Ba Carrier	*86.6*		*30 - 110*	*04/07/23 09:22*	*05/01/23 14:44*	*1*

Lab Sample ID: LCS 160-606560/2-A
Matrix: Water
Analysis Batch: 609523

Client Sample ID: Lab Control Sample
Prep Type: Total/NA
Prep Batch: 606560

Analyte			Spike Added	LCS Result	LCS Qual	Total Uncert. (2σ+/-)	RL	MDC	Unit	%Rec	%Rec Limits		
Radium-226			11.3	10.45		1.16	1.00	0.190	pCi/L	92	70 - 113		

Method: 9315 - Radium-226 (GFPC) (Continued)

Lab Sample ID: LCS 160-606560/2-A
Matrix: Water
Analysis Batch: 609523

Client Sample ID: Lab Control Sample
Prep Type: Total/NA
Prep Batch: 606560

Carrier	LCS %Yield	LCS Qualifier	Limits
Ba Carrier	87.6		30 - 110

Lab Sample ID: LCSD 160-606560/3-A
Matrix: Water
Analysis Batch: 609523

Client Sample ID: Lab Control Sample Dup
Prep Type: Total/NA
Prep Batch: 606560

Analyte			Spike Added	LCSD Result	LCSD Qual	Total Uncert. (2σ+/-)	RL	MDC	Unit	%Rec	%Rec Limits	RER	RER Limit
Radium-226			11.3	11.23		1.23	1.00	0.171	pCi/L	99	70 - 113	0.32	1

Carrier	LCSD %Yield	LCSD Qualifier	Limits
Ba Carrier	87.8		30 - 110

Method: 9320 - Radium-228 (GFPC)

Lab Sample ID: MB 160-606318/1-A
Matrix: Water
Analysis Batch: 609233

Client Sample ID: Method Blank
Prep Type: Total/NA
Prep Batch: 606318

Analyte	MB Result	MB Qualifier	Count Uncert. (2σ+/-)	Total Uncert. (2σ+/-)	RL	MDC	Unit	Prepared	Analyzed	Dil Fac
Radium-228	0.1234	U	0.309	0.309	1.00	0.545	pCi/L	04/06/23 10:02	04/28/23 12:29	1

Carrier	MB %Yield	MB Qualifier	Limits	Prepared	Analyzed	Dil Fac
Ba Carrier	89.1		30 - 110	04/06/23 10:02	04/28/23 12:29	1
Y Carrier	83.0		30 - 110	04/06/23 10:02	04/28/23 12:29	1

Lab Sample ID: LCS 160-606318/2-A
Matrix: Water
Analysis Batch: 609233

Client Sample ID: Lab Control Sample
Prep Type: Total/NA
Prep Batch: 606318

Analyte			Spike Added	LCS Result	LCS Qual	Total Uncert. (2σ+/-)	RL	MDC	Unit	%Rec	%Rec Limits		
Radium-228			8.00	8.106		1.16	1.00	0.473	pCi/L	101	75 - 125		

Carrier	LCS %Yield	LCS Qualifier	Limits
Ba Carrier	87.1		30 - 110
Y Carrier	83.7		30 - 110

Lab Sample ID: 400-235302-A-11-E DU
Matrix: Water
Analysis Batch: 609275

Client Sample ID: Duplicate
Prep Type: Total/NA
Prep Batch: 606318

Analyte	Sample Result	Sample Qual		DU Result	DU Qual	Total Uncert. (2σ+/-)	RL	MDC	Unit			RER	RER Limit
Radium-228	0.0166	U		-0.1785	U	0.241	1.00	0.507	pCi/L			0.38	1

Method: 9320 - Radium-228 (GFPC) (Continued)

Lab Sample ID: 400-235302-A-11-E DU
Matrix: Water
Analysis Batch: 609275

Client Sample ID: Duplicate
Prep Type: Total/NA
Prep Batch: 606318

Carrier	DU %Yield	DU Qualifier	Limits
Ba Carrier	95.7		30 - 110
Y Carrier	87.5		30 - 110

Lab Sample ID: MB 160-606561/1-A
Matrix: Water
Analysis Batch: 609232

Client Sample ID: Method Blank
Prep Type: Total/NA
Prep Batch: 606561

Analyte	MB Result	MB Qualifier	Count Uncert. (2σ+/-)	Total Uncert. (2σ+/-)	RL	MDC	Unit	Prepared	Analyzed	Dil Fac
Radium-228	0.2288	U	0.314	0.315	1.00	0.527	pCi/L	04/07/23 09:43	04/28/23 12:22	1

Carrier	MB %Yield	MB Qualifier	Limits	Prepared	Analyzed	Dil Fac
Ba Carrier	86.6		30 - 110	04/07/23 09:43	04/28/23 12:22	1
Y Carrier	82.2		30 - 110	04/07/23 09:43	04/28/23 12:22	1

Lab Sample ID: LCS 160-606561/2-A
Matrix: Water
Analysis Batch: 609232

Client Sample ID: Lab Control Sample
Prep Type: Total/NA
Prep Batch: 606561

Analyte			Spike Added	LCS Result	LCS Qual	Total Uncert. (2σ+/-)	RL	MDC	Unit	%Rec	%Rec Limits		
Radium-228			8.00	9.377		1.27	1.00	0.519	pCi/L	117	75 - 125		

Carrier	LCS %Yield	LCS Qualifier	Limits
Ba Carrier	87.6		30 - 110
Y Carrier	87.5		30 - 110

Lab Sample ID: LCSD 160-606561/3-A
Matrix: Water
Analysis Batch: 609232

Client Sample ID: Lab Control Sample Dup
Prep Type: Total/NA
Prep Batch: 606561

Analyte			Spike Added	LCSD Result	LCSD Qual	Total Uncert. (2σ+/-)	RL	MDC	Unit	%Rec	%Rec Limits	RER	RER Limit
Radium-228			8.00	9.203		1.28	1.00	0.627	pCi/L	115	75 - 125	0.07	1

Carrier	LCSD %Yield	LCSD Qualifier	Limits
Ba Carrier	87.8		30 - 110
Y Carrier	86.4		30 - 110

TestAmerica Pensacola
3355 McLemore Drive
Pensacola, FL 32514
Phone (850) 474-1001 Fax (850) 478-2671

Chain of Custody Record

TestAmerica
THE LEADER IN ENVIRONMENTAL TESTING

561-691-7069

Client Information	Sampler: Rick Hagendorfer / TODD VURES	Lab PM: Whitmire, Cheyenne R	Carrier Tracking No(s):	COC No: 400-53432-23565.2
Client Contact: ~~Kristi Mitchell~~ BH 3-30-23 matthew.chapman@FPL.com	Phone: 850-336-0192	E-Mail: cheyenne.whitmire@testamericainc.com		Page: Page 2 of 2
Company: Gulf Power Company				Job #:

Address: BIN 731 One Energy Place	Due Date Requested:	Analysis Requested	Preservation Codes:
City: Pensacola	TAT Requested (days):		A - HCL M - Hexane B - NaOH N - None C - Zn Acetate O - AsNaO2 D - Nitric Acid P - Na2O4S E - NaHSO4 Q - Na2SO3 F - MeOH R - Na2S2O3 G - Amchlor S - H2SO4 H - Ascorbic Acid T - TSP Dodecahydrate I - Ice U - Acetone J - DI Water V - MCAA K - EDTA W - ph 4-5 L - EDA Z - other (specify)
State, Zip: FL, 32520			
Phone: 850-444-6427(Tel)	PO #: Purchase Order not required		
Email: ~~kmitche@southernco.com~~ BH 3-30-23 matthew.chapman@FPL.com 561-691-7069	WO #:		Other:
Project Name: CCR Smith Plant	Project #: 40006609		
Site:	SSOW#:		

Sample Identification	Sample Date	Sample Time	Sample Type (C=Comp, G=grab)	Matrix (W=water, S=solid, O=waste/oil, BT=Tissue, A=Air)	Field Filtered Sample (Yes or No)	Perform MS/MSD (Yes or No)	9315_Ra226, 9320_Ra228, Ra226Ra228_GFPC	SM4500_Cl_E - Chloride, SM4500_SO4_E - Sulfate, 2540C - Total Dissolved Solids, 4500_F_C - Fluoride	6020 - Sb,As,Ba,B,Be,Ca,Cd,Cr,Co,Pb,Li,Mo,Se,Tl, 7470A - Mercury	FieldSampling - Field Sampling Parameters	Total Number of containers	Special Instructions/Note:
			Preservation Code:				D	N	D	N		
~~FB-01~~ RDH 3-30-23				Water								
~~EB-01~~ RDH 3-30-23				Water								
DUP-01	3-28-23	1440	G	Water	NO		X	X	X	X RDH 3-30-23	3	
~~FB-02~~ RDH 3-30-23				Water								
~~EB-02~~ RDH 3-30-23				Water								
~~DUP-02~~ RDH 3-30-23				Water								
MW-02	3-28-23	0956	G	Water	NO		X	X	X	X	3	
MW-03	3-28-23	1540	G	Water	NO		X	X	X	X	3	
MW-12	3-28-23	1647	G	water	NO		X	X	X	X	3	

400-235303 COC

Possible Hazard Identification	Sample Disposal (A fee may be assessed if samples are retained longer than 1 month)
☐ Non-Hazard ☐ Flammable ☐ Skin Irritant ☐ Poison B ☐ Unknown ☐ Radiological	☐ Return To Client ☐ Disposal By Lab ☐ Archive For ____ Months
Deliverable Requested: I, II, III, IV, Other (specify)	Special Instructions/QC Requirements:

Empty Kit Relinquished by:	Date:	Time:	Method of Shipment: RH 3/30/23
Relinquished by:	Date/Time: 3-30-23 12:38	Company: RDH ENV.	Received by: Pierceton Hagendorfer Date/Time: ~~3/30/23~~ 3/30/23 12:38 Company: RDH
Relinquished by: Pierceton Hagendorfer	Date/Time: 5/30/23 ~~3:12~~ BH 3:41	Company: RDH	Received by: Date/Time: 3/30/23 1541 Company: CCTS
Relinquished by:	Date/Time:	Company:	Received by: Date/Time: Company:

Custody Seals Intact: Δ Yes Δ No	Custody Seal No.:	Cooler Temperature(s) °C and Other Remarks: 1.1 3.8 4.0 3.6 2.5 IR10

Eurofins Pensacola
3355 McLemore Drive
Pensacola, FL 32514
Phone: 850-474-1001 Fax: 850-478-2671

Chain of Custody Record

eurofins | Environment Testing

Client Information	Sampler: Rick Hagendorfer / TODD Voreis	Lab PM: Whitmire, Cheyenne R	Carrier Tracking No(s):	COC No: 400-119414-29464.1
Client Contact: Barry Evans	Phone: 850-336-0192	E-Mail: Cheyenne.Whitmire@et.eurofinsus.com	State of Origin:	Page: RDH 3-30-23 Page 1 of 2
Company: Florida Power and Light	PWSID:			Job #:

Address: BIN 731 One Energy Place	Due Date Requested:
City: Pensacola	TAT Requested (days):
State, Zip: FL, 32520	Compliance Project: Δ Yes Δ No
Phone: 850-444-6427(Tel)	PO #: 2000403482
Email: Barry.Evans@nexteraenergy.com	WO #: 3000004117
Project Name: CCR Smith Plant	Project #: 40006609
Site: Florida	SSOW#:

Analysis Requested

Preservation Codes:
A - HCL, B - NaOH, C - Zn Acetate, D - Nitric Acid, E - NaHSO4, F - MeOH, G - Amchlor, H - Ascorbic Acid, I - Ice, J - DI Water, K - EDTA, L - EDA, M - Hexane, N - None, O - AsNaO2, P - Na2O4S, Q - Na2SO3, R - Na2S2O3, S - H2SO4, T - TSP Dodecahydrate, U - Acetone, V - MCAA, W - pH 4-5, Y - Trizma, Z - other (specify)
Other:

Sample Identification	Sample Date	Sample Time	Sample Type (C=comp, G=grab)	Matrix (W=water, S=solid, O=waste/oil, BT=Tissue, A=Air)	Field Filtered Sample (Yes or No)	Perform MS/MSD (Yes or No)	4500_F_C - Fluoride	6020, 7470A	2540C - TDS	SM4500_SO4_E - Sulfate	9315_Ra226, 9320_Ra228, Ra226Ra228_GFPC	SM4500_Cl_E - Chloride	FieldSampling - Field Sampling Parameters	Total Number of containers	Special Instructions/Note:
			Preservation Code:				N	D	N	N	D	N	N		
~~MW-08~~ RDH 3-30-23 EB-02	3-30-23	0805	G	Water	NO		X	X	X	X	X	X		3	
~~MW-06R~~ RDH 3-30-23 DUP-02	3-29-23	0937	G	Water	NO		X	X	X	X	X	X		3	
~~MW-10R~~ RDH 3-30-23 DUP-03	3-30-23	0923	G	Water	NO		X	X	X	X	X	X		3	
~~MW-13R~~ RDH 3-30-23				Water											
~~MW-07~~ RDH 3-30-23				Water											
~~MW-09R~~ RDH 3-30-23				Water											
~~MW-11R~~ RDH 3-30-23				Water											
~~MW-14R~~ RDH 3-30-23				Water											
				Water											
				Water											

Possible Hazard Identification	Sample Disposal (A fee may be assessed if samples are retained longer than 1 month)
☐ Non-Hazard ☐ Flammable ☐ Skin Irritant ☐ Poison B ☐ Unknown ☐ Radiological	☐ Return To Client ☐ Disposal By Lab ☐ Archive For _____ Months
Deliverable Requested: I, II, III, IV, Other (specify)	Special Instructions/QC Requirements:

Empty Kit Relinquished by:	Date:	Time:	Method of Shipment:

Relinquished by:	Date/Time:	Company	Received by:	Date/Time:	Company
	3-30-23 12:38	RDH ENV.	Perceton Hagendorfer	3/30/23 12:38	RDH
Relinquished by: Perceton Hagendorfer	Date/Time: 3/30/23 3:12	Company RDH	Received by:	Date/Time: 3/30/23 1514	Company EGS
Relinquished by:	Date/Time: BH 3:41	Company	Received by:	Date/Time:	Company

Custody Seals Intact: Δ Yes Δ No	Custody Seal No.:	Cooler Temperature(s) °C and Other Remarks:

Ver: 06/08/2021

Login Sample Receipt Checklist

Client: Florida Power and Light

Job Number: 400-235303-2
SDG Number: Upgradient

Login Number: 235303
List Number: 1
Creator: Roberts, Alexis J

List Source: Eurofins Pensacola

Question	Answer	Comment
Radioactivity wasn't checked or is </= background as measured by a survey meter.	N/A	
The cooler's custody seal, if present, is intact.	N/A	
Sample custody seals, if present, are intact.	N/A	
The cooler or samples do not appear to have been compromised or tampered with.	True	
Samples were received on ice.	True	
Cooler Temperature is acceptable.	True	
Cooler Temperature is recorded.	True	1.1°C, 3.8°C, 4.0°C,3.6°C, 2.5°C IR10
COC is present.	True	
COC is filled out in ink and legible.	True	
COC is filled out with all pertinent information.	True	
Is the Field Sampler's name present on COC?	True	
There are no discrepancies between the containers received and the COC.	True	
Samples are received within Holding Time (excluding tests with immediate HTs)	True	
Sample containers have legible labels.	True	
Containers are not broken or leaking.	True	
Sample collection date/times are provided.	True	
Appropriate sample containers are used.	True	
Sample bottles are completely filled.	True	
Sample Preservation Verified.	True	
There is sufficient vol. for all requested analyses, incl. any requested MS/MSDs	True	
Containers requiring zero headspace have no headspace or bubble is <6mm (1/4").	N/A	
Multiphasic samples are not present.	True	
Samples do not require splitting or compositing.	True	
Residual Chlorine Checked.	N/A	

Login Sample Receipt Checklist

Client: Florida Power and Light

Job Number: 400-235303-2
SDG Number: Upgradient

Login Number: 235303
List Number: 2
Creator: Sharkey-Gonzalez, Briana L

List Source: Eurofins St. Louis
List Creation: 04/03/23 02:24 PM

Question	Answer	Comment
Radioactivity wasn't checked or is </= background as measured by a survey meter.	True	
The cooler's custody seal, if present, is intact.	True	
Sample custody seals, if present, are intact.	True	
The cooler or samples do not appear to have been compromised or tampered with.	True	
Samples were received on ice.	N/A	
Cooler Temperature is acceptable.	True	
Cooler Temperature is recorded.	True	
COC is present.	True	
COC is filled out in ink and legible.	True	
COC is filled out with all pertinent information.	True	
Is the Field Sampler's name present on COC?	True	
There are no discrepancies between the containers received and the COC.	True	
Samples are received within Holding Time (excluding tests with immediate HTs)	True	
Sample containers have legible labels.	True	
Containers are not broken or leaking.	True	
Sample collection date/times are provided.	True	
Appropriate sample containers are used.	True	
Sample bottles are completely filled.	True	
Sample Preservation Verified.	True	
There is sufficient vol. for all requested analyses, incl. any requested MS/MSDs	True	
Containers requiring zero headspace have no headspace or bubble is <6mm (1/4").	True	
Multiphasic samples are not present.	True	
Samples do not require splitting or compositing.	True	
Residual Chlorine Checked.	N/A	

Accreditation/Certification Summary

Client: Florida Power and Light
Project/Site: CCR Smith Plant

Job ID: 400-235303-2
SDG: Upgradient

Laboratory: Eurofins St. Louis

All accreditations/certifications held by this laboratory are listed. Not all accreditations/certifications are applicable to this report.

Authority	Program	Identification Number	Expiration Date
Alaska (UST)	State	20-001	05-06-25
ANAB	Dept. of Defense ELAP	L2305	04-06-25
ANAB	Dept. of Energy	L2305.01	04-06-25
ANAB	ISO/IEC 17025	L2305	04-06-25
Arizona	State	AZ0813	12-08-23
California	Los Angeles County Sanitation Districts	10259	06-30-22 *
California	State	2886	06-30-23
Florida	NELAP	E87689	06-30-23
HI - RadChem Recognition	State	n/a	06-30-23
Illinois	NELAP	200023	11-30-23
Iowa	State	373	12-01-24
Kansas	NELAP	E-10236	10-31-23
Kentucky (DW)	State	KY90125	12-31-23
Kentucky (WW)	State	KY90125 (Permit KY0004049)	12-31-23
Louisiana (All)	NELAP	04080	06-30-23
Louisiana (DW)	State	LA011	12-31-23
Maryland	State	310	09-30-23
MI - RadChem Recognition	State	9005	06-30-23
Missouri	State	780	06-30-25
Nevada	State	MO000542020-1	07-31-23
New Jersey	NELAP	MO002	06-30-23
New York	NELAP	11616	03-31-24
North Carolina (DW)	State	29700	07-31-23
North Dakota	State	R-207	06-30-23
Oklahoma	NELAP	9997	08-31-23
Oregon	NELAP	4157	09-01-23
Pennsylvania	NELAP	68-00540	02-28-24
South Carolina	State	85002001	06-30-23
Texas	NELAP	T104704193	07-31-23
US Fish & Wildlife	US Federal Programs	058448	07-31-23
USDA	US Federal Programs	P330-17-00028	06-11-23
Utah	NELAP	MO000542021-14	07-31-23
Virginia	NELAP	10310	06-14-23
Washington	State	C592	08-30-23
West Virginia DEP	State	381	10-31-23

* Accreditation/Certification renewal pending - accreditation/certification considered valid.

eurofins | Environment Testing

ANALYTICAL REPORT

PREPARED FOR

Attn: Barry Evans
Florida Power and Light
BIN 731
One Energy Place
Pensacola, Florida 32520

Generated 4/26/2023 9:37:57 AM

JOB DESCRIPTION

CCR Smith Plant
SDG NUMBER Downgradient

JOB NUMBER

400-235302-1

Eurofins Pensacola
3355 McLemore Drive
Pensacola FL 32514

See page two for job notes and contact information.

myEOL

Job Notes

The test results in this report meet all NELAP requirements for accredited parameters, unless otherwise noted, and relate only to the referenced samples. Pursuant to NELAP, this report may not be reproduced, except in full, without written approval from the laboratory. For questions please contact the Project Manager at the e-mail address listed on this page, or the telephone number at the bottom of the page. Eurofins Environment Testing Southeast LLC, Pensacola Certifications and Approvals: Alabama (40150), Arizona (AZ0710), Arkansas (88-0689), Florida (E81010), Illinois (200041), Iowa (367), Kansas (E-10253), Kentucky UST (53), Louisiana (30748), Maryland (233), Massachusetts (M-FL094), Michigan (9912), New Hampshire (250510), New Jersey (FL006), North Carolina (314), Oklahoma (9810), Pennsylvania (68-00467), Rhode Island (LAO00307), South Carolina (96026), Tennessee (TN02907), Texas (T104704286-10-2), Virginia (00008), Washington (C2043), West Virginia (136), USDA Foreign Soil Permit (P330-08-00006).

The test results in this report relate only to the samples as received by the laboratory and will meet all requirements of the methodology, with any exceptions noted. This report shall not be reproduced except in full, without the express written approval of the laboratory. All questions should be directed to the Eurofins Environment Testing Southeast, LLC Project Manager.

Authorization



Generated
4/26/2023 9:37:57 AM

Authorized for release by
Leah Klingensmith, Senior Project Manager
Leah.Klingensmith@et.eurofinsus.com
Designee for
Cheyenne Whitmire, Project Manager II
Cheyenne.Whitmire@et.eurofinsus.com
(850)471-6222

Table of Contents

Cover Page 1
Table of Contents 3
Case Narrative 4
Detection Summary 6
Method Summary 10
Sample Summary 11
Client Sample Results 12
Definitions 23
Chronicle 24
QC Association 29
QC Sample Results 34
Chain of Custody 42
Receipt Checklists 43
Certification Summary 44

Job ID: 400-235302-1

Laboratory: Eurofins Pensacola

Narrative

Job Narrative
400-235302-1

Comment
Radiological results are reported separately.

Receipt
The samples were received on 3/30/2023 3:41 PM. Unless otherwise noted below, the samples arrived in good condition, and, where required, properly preserved and on ice. The temperatures of the 5 coolers at receipt time were 1.1°C, 2.5°C, 3.6°C, 3.8°C and 4.0°C

Metals
Method 6020: The ICV for batch 400-620180 passed recovery/accuracy criteria which serves the ICV purpose of verifying the calibration standards. The replicate RPDs for the elements were outside of the criteria for standards but within the criteria for field samples. Data has therefore been reported and narrated accordingly.

Method 6020: The method blank for preparation batch 400-619998 and analytical batch 400-620180 contained Boron, Calcium, and Chromium above the method detection limit. This target analyte concentration was less than the reporting limit (RL); therefore, re-extraction and/or re-analysis of samples was not performed.

Method 6020: The matrix spike / matrix spike duplicate (MS/MSD) recoveries for preparation batch 400-619998 and analytical batch 400-620180 were outside control limits for one or more analytes, see QC Sample Results for detail. Sample matrix interference and/or non-homogeneity are suspected because the associated laboratory control sample (LCS) recovery is within acceptance limits.

Method 6020: The continuing calibration verification (CCV) associated with batch 400-620180 recovered above the upper control limit for Boron. The samples associated with this CCV were below the reporting limit for the affected analytes; therefore, the data have been reported. The associated samples are impacted: EB-01 (400-235302-10) and FB-02 (400-235302-11).

Method 6020: The following samples were diluted to bring the concentration of target analytes within the calibration range: MW-06 (400-235302-1), MW-08R (400-235302-2), MW-10R (400-235302-3), MW-13R (400-235302-4), MW-07 (400-235302-5), MW-09R (400-235302-6), MW-11R (400-235302-7) and MW-14R (400-235302-8). Elevated reporting limits (RLs) are provided.

Method 6020: The samples are unable to be ran at a lower dilution due to high concentration of Boron. Therefore, all reportable analytes are able to be reported at a higher dilution: MW-06 (400-235302-1), MW-08R (400-235302-2), MW-10R (400-235302-3), MW-13R (400-235302-4), MW-07 (400-235302-5), MW-09R (400-235302-6), MW-11R (400-235302-7) and MW-14R (400-235302-8). Elevated reporting limits (RLs) are provided.

Method 6020: This is a replicate data set corresponding with analytical batch 620180 due to Li not transferring in the initial import. MW-06 (400-235302-1), MW-08R (400-235302-2), MW-10R (400-235302-3), MW-13R (400-235302-4), MW-07 (400-235302-5), MW-09R (400-235302-6), MW-11R (400-235302-7), MW-14R (400-235302-8), FB-01 (400-235302-9), EB-01 (400-235302-10), FB-02 (400-235302-11), (CCB 400-621565/211), (CCB 400-621565/230), (CCB 400-621565/247), (CCB 400-621565/264), (CCB 400-621565/42), (CCV 400-621565/209), (CCV 400-621565/226), (CCV 400-621565/243), (CCV 400-621565/260), (CCV 400-621565/40), (CRI 400-621565/27), (STD1 400-621565/6), (STD2 400-621565/7), (STD3 400-621565/8), (STD4 400-621565/9), (STD5 400-621565/10), (STD6 400-621565/11), (ICB 400-621565/30), (ICSA 400-621565/31), (ICSAB 400-621565/32), (ICV 400-621565/15), (LCS 400-619998/2-A ^5), (LRC 400-621565/34), (MB 400-619998/1-A ^5), (400-235302-C-1-C MS ^5), (400-235302-C-1-D MSD ^5), (400-235302-C-1-B PDS ^5) and (400-235302-C-1-B SD ^25)

No additional analytical or quality issues were noted, other than those described above or in the Definitions/ Glossary page.

General Chemistry
Method SM4500_Cl_E: The following samples were diluted to bring the concentration of target analytes within the calibration range: MW-06 (400-235302-1), MW-08R (400-235302-2) and MW-13R (400-235302-4). Elevated reporting limits (RLs) are provided.

Method SM4500_Cl_E: The following samples were diluted to bring the concentration of target analytes within the calibration range:

Job ID: 400-235302-1 (Continued)

Laboratory: Eurofins Pensacola (Continued)

MW-10R (400-235302-3), MW-07 (400-235302-5), MW-09R (400-235302-6), MW-11R (400-235302-7) and MW-14R (400-235302-8). Elevated reporting limits (RLs) are provided.

Method SM4500_Cl_E: The following sample was diluted to bring the concentration of target analytes within the calibration range: MW-10R (400-235302-3). Elevated reporting limits (RLs) are provided.

Method SM4500_SO4_E: The following samples were diluted to bring the concentration of target analytes within the calibration range: MW-06 (400-235302-1), MW-08R (400-235302-2), MW-10R (400-235302-3), MW-13R (400-235302-4), MW-07 (400-235302-5), MW-09R (400-235302-6), MW-11R (400-235302-7) and MW-14R (400-235302-8). Elevated reporting limits (RLs) are provided.

No additional analytical or quality issues were noted, other than those described above or in the Definitions/ Glossary page.

Field Service / Mobile Lab

No additional analytical or quality issues were noted, other than those described above or in the Definitions/ Glossary page.

Detection Summary

Client: Florida Power and Light
Project/Site: CCR Smith Plant

Job ID: 400-235302-1
SDG: Downgradient

Client Sample ID: MW-06 — Lab Sample ID: 400-235302-1

Analyte	Result	Qualifier	PQL	MDL	Unit	Dil Fac	D	Method	Prep Type
Barium	0.065		0.0025	0.00070	mg/L	5		6020	Total Recoverable
Beryllium	0.0011	I	0.0025	0.00092	mg/L	5		6020	Total Recoverable
Boron	18		1.3	0.030	mg/L	125		6020	Total Recoverable
Calcium	220		0.25	0.13	mg/L	5		6020	Total Recoverable
Chromium	0.0018	I V	0.0025	0.0010	mg/L	5		6020	Total Recoverable
Lithium	0.013		0.0050	0.0049	mg/L	5		6020	Total Recoverable
Total Dissolved Solids	2700		50	50	mg/L	1		SM 2540C	Total/NA
Chloride	2800		100	70	mg/L	50		SM 4500 Cl- E	Total/NA
Sulfate	420		130	35	mg/L	25		SM 4500 SO4 E	Total/NA
Field pH	5.21				SU	1		Field Sampling	Total/NA

Client Sample ID: MW-08R — Lab Sample ID: 400-235302-2

Analyte	Result	Qualifier	PQL	MDL	Unit	Dil Fac	D	Method	Prep Type
Arsenic	0.0040		0.0013	0.0012	mg/L	5		6020	Total Recoverable
Barium	0.052		0.0025	0.00070	mg/L	5		6020	Total Recoverable
Boron	23		2.5	0.059	mg/L	250		6020	Total Recoverable
Calcium	490		0.25	0.13	mg/L	5		6020	Total Recoverable
Chromium	0.21		0.0025	0.0010	mg/L	5		6020	Total Recoverable
Cobalt	0.0012	I	0.0025	0.00056	mg/L	5		6020	Total Recoverable
Molybdenum	0.0091	I	0.015	0.0013	mg/L	5		6020	Total Recoverable
Total Dissolved Solids	5900		50	50	mg/L	1		SM 2540C	Total/NA
Chloride	2900		100	70	mg/L	50		SM 4500 Cl- E	Total/NA
Sulfate	820		130	35	mg/L	25		SM 4500 SO4 E	Total/NA
Field pH	6.13				SU	1		Field Sampling	Total/NA

Client Sample ID: MW-10R — Lab Sample ID: 400-235302-3

Analyte	Result	Qualifier	PQL	MDL	Unit	Dil Fac	D	Method	Prep Type
Barium	0.092		0.0025	0.00070	mg/L	5		6020	Total Recoverable
Boron	15		2.5	0.059	mg/L	250		6020	Total Recoverable
Calcium	600		13	6.3	mg/L	250		6020	Total Recoverable
Chromium	0.036		0.0025	0.0010	mg/L	5		6020	Total Recoverable
Total Dissolved Solids	580		5.0	5.0	mg/L	1		SM 2540C	Total/NA
Chloride	2500		100	70	mg/L	50		SM 4500 Cl- E	Total/NA
Sulfate	830		130	35	mg/L	25		SM 4500 SO4 E	Total/NA
Field pH	6.26				SU	1		Field Sampling	Total/NA

This Detection Summary does not include radiochemical test results.

Detection Summary

Client: Florida Power and Light
Project/Site: CCR Smith Plant

Job ID: 400-235302-1
SDG: Downgradient

Client Sample ID: MW-13R — Lab Sample ID: 400-235302-4

Analyte	Result	Qualifier	PQL	MDL	Unit	Dil Fac	D	Method	Prep Type
Arsenic	0.0095		0.0013	0.0012	mg/L	5		6020	Total Recoverable
Barium	0.039		0.0025	0.00070	mg/L	5		6020	Total Recoverable
Boron	17		2.5	0.059	mg/L	250		6020	Total Recoverable
Calcium	230		0.25	0.13	mg/L	5		6020	Total Recoverable
Chromium	0.028		0.0025	0.0010	mg/L	5		6020	Total Recoverable
Cobalt	0.00056	I	0.0025	0.00056	mg/L	5		6020	Total Recoverable
Molybdenum	0.023		0.015	0.0013	mg/L	5		6020	Total Recoverable
Total Dissolved Solids	3900		50	50	mg/L	1		SM 2540C	Total/NA
Chloride	2100		100	70	mg/L	50		SM 4500 Cl- E	Total/NA
Sulfate	440		130	35	mg/L	25		SM 4500 SO4 E	Total/NA
Field pH	6.00				SU	1		Field Sampling	Total/NA

Client Sample ID: MW-07 — Lab Sample ID: 400-235302-5

Analyte	Result	Qualifier	PQL	MDL	Unit	Dil Fac	D	Method	Prep Type
Arsenic	0.0016		0.0013	0.0012	mg/L	5		6020	Total Recoverable
Barium	0.11		0.0025	0.00070	mg/L	5		6020	Total Recoverable
Boron	3.4		0.50	0.012	mg/L	50		6020	Total Recoverable
Calcium	300		0.25	0.13	mg/L	5		6020	Total Recoverable
Chromium	0.0040	V	0.0025	0.0010	mg/L	5		6020	Total Recoverable
Molybdenum	0.010	I	0.015	0.0013	mg/L	5		6020	Total Recoverable
Total Dissolved Solids	6200		50	50	mg/L	1		SM 2540C	Total/NA
Chloride	2700		100	70	mg/L	50		SM 4500 Cl- E	Total/NA
Sulfate	470		130	35	mg/L	25		SM 4500 SO4 E	Total/NA
Field pH	6.35				SU	1		Field Sampling	Total/NA

Client Sample ID: MW-09R — Lab Sample ID: 400-235302-6

Analyte	Result	Qualifier	PQL	MDL	Unit	Dil Fac	D	Method	Prep Type
Arsenic	0.0077		0.0013	0.0012	mg/L	5		6020	Total Recoverable
Barium	0.070		0.0025	0.00070	mg/L	5		6020	Total Recoverable
Boron	12		2.5	0.059	mg/L	250		6020	Total Recoverable
Calcium	230		0.25	0.13	mg/L	5		6020	Total Recoverable
Chromium	0.0022	I V	0.0025	0.0010	mg/L	5		6020	Total Recoverable
Molybdenum	0.0042	I	0.015	0.0013	mg/L	5		6020	Total Recoverable
Selenium	0.0012	I	0.0013	0.00082	mg/L	5		6020	Total Recoverable
Total Dissolved Solids	4200		50	50	mg/L	1		SM 2540C	Total/NA

This Detection Summary does not include radiochemical test results.

Client Sample ID: MW-09R (Continued) — Lab Sample ID: 400-235302-6

Analyte	Result	Qualifier	PQL	MDL	Unit	Dil Fac	D	Method	Prep Type
Chloride	1800		50	35	mg/L	25		SM 4500 Cl- E	Total/NA
Sulfate	530		130	35	mg/L	25		SM 4500 SO4 E	Total/NA
Field pH	6.90				SU	1		Field Sampling	Total/NA

Client Sample ID: MW-11R — Lab Sample ID: 400-235302-7

Analyte	Result	Qualifier	PQL	MDL	Unit	Dil Fac	D	Method	Prep Type
Arsenic	0.0034		0.0013	0.0012	mg/L	5		6020	Total Recoverable
Barium	0.10		0.0025	0.00070	mg/L	5		6020	Total Recoverable
Beryllium	0.0012	I	0.0025	0.00092	mg/L	5		6020	Total Recoverable
Boron	3.3		0.50	0.012	mg/L	50		6020	Total Recoverable
Calcium	150		0.25	0.13	mg/L	5		6020	Total Recoverable
Chromium	0.069		0.0025	0.0010	mg/L	5		6020	Total Recoverable
Lithium	0.076		0.0050	0.0049	mg/L	5		6020	Total Recoverable
Molybdenum	0.0071	I	0.015	0.0013	mg/L	5		6020	Total Recoverable
Selenium	0.0027		0.0013	0.00082	mg/L	5		6020	Total Recoverable
Total Dissolved Solids	4700		50	50	mg/L	1		SM 2540C	Total/NA
Chloride	2400		50	35	mg/L	25		SM 4500 Cl- E	Total/NA
Fluoride	0.26		0.10	0.070	mg/L	1		SM 4500 F C	Total/NA
Sulfate	310		130	35	mg/L	25		SM 4500 SO4 E	Total/NA
Field pH	6.27				SU	1		Field Sampling	Total/NA

Client Sample ID: MW-14R — Lab Sample ID: 400-235302-8

Analyte	Result	Qualifier	PQL	MDL	Unit	Dil Fac	D	Method	Prep Type
Barium	0.011		0.0025	0.00070	mg/L	5		6020	Total Recoverable
Boron	2.0		0.50	0.012	mg/L	50		6020	Total Recoverable
Calcium	42		0.25	0.13	mg/L	5		6020	Total Recoverable
Chromium	0.0024	I V	0.0025	0.0010	mg/L	5		6020	Total Recoverable
Lithium	0.15		0.0050	0.0049	mg/L	5		6020	Total Recoverable
Molybdenum	0.0070	I	0.015	0.0013	mg/L	5		6020	Total Recoverable
Total Dissolved Solids	480		5.0	5.0	mg/L	1		SM 2540C	Total/NA
Chloride	140		4.0	2.8	mg/L	2		SM 4500 Cl- E	Total/NA
Fluoride	0.32		0.10	0.070	mg/L	1		SM 4500 F C	Total/NA
Sulfate	100		25	7.0	mg/L	5		SM 4500 SO4 E	Total/NA
Field pH	7.51				SU	1		Field Sampling	Total/NA

This Detection Summary does not include radiochemical test results.

Detection Summary

Client: Florida Power and Light
Project/Site: CCR Smith Plant

Job ID: 400-235302-1
SDG: Downgradient

Client Sample ID: FB-01 — Lab Sample ID: 400-235302-9

Analyte	Result	Qualifier	PQL	MDL	Unit	Dil Fac	D	Method	Prep Type
Boron	0.023	I	0.050	0.0012	mg/L	5		6020	Total Recoverable
Calcium	0.19	I V	0.25	0.13	mg/L	5		6020	Total Recoverable
Chromium	0.0027	V	0.0025	0.0010	mg/L	5		6020	Total Recoverable

Client Sample ID: EB-01 — Lab Sample ID: 400-235302-10

Analyte	Result	Qualifier	PQL	MDL	Unit	Dil Fac	D	Method	Prep Type
Boron	0.038	I	0.050	0.0012	mg/L	5		6020	Total Recoverable
Calcium	0.17	I V	0.25	0.13	mg/L	5		6020	Total Recoverable
Chromium	0.0017	I V	0.0025	0.0010	mg/L	5		6020	Total Recoverable

Client Sample ID: FB-02 — Lab Sample ID: 400-235302-11

Analyte	Result	Qualifier	PQL	MDL	Unit	Dil Fac	D	Method	Prep Type
Boron	0.037	I	0.050	0.0012	mg/L	5		6020	Total Recoverable
Calcium	0.17	I V	0.25	0.13	mg/L	5		6020	Total Recoverable
Chromium	0.0019	I V	0.0025	0.0010	mg/L	5		6020	Total Recoverable

This Detection Summary does not include radiochemical test results.

Method Summary

Client: Florida Power and Light
Project/Site: CCR Smith Plant

Job ID: 400-235302-1
SDG: Downgradient

Method	Method Description	Protocol	Laboratory
6020	Metals (ICP/MS)	SW846	EET PEN
7470A	Mercury (CVAA)	SW846	EET PEN
SM 2540C	Solids, Total Dissolved (TDS)	SM	EET PEN
SM 4500 Cl- E	Chloride, Total	SM	EET PEN
SM 4500 F C	Fluoride	SM	EET PEN
SM 4500 SO4 E	Sulfate, Total	SM	EET PEN
Field Sampling	Field Sampling	EPA	EET PEN
3005A	Preparation, Total Recoverable or Dissolved Metals	SW846	EET PEN
7470A	Preparation, Mercury	SW846	EET PEN

Protocol References:

EPA = US Environmental Protection Agency

SM = "Standard Methods For The Examination Of Water And Wastewater"

SW846 = "Test Methods For Evaluating Solid Waste, Physical/Chemical Methods", Third Edition, November 1986 And Its Updates.

Laboratory References:

EET PEN = Eurofins Pensacola, 3355 McLemore Drive, Pensacola, FL 32514, TEL (850)474-1001

Sample Summary

Client: Florida Power and Light
Project/Site: CCR Smith Plant

Job ID: 400-235302-1
SDG: Downgradient

Lab Sample ID	Client Sample ID	Matrix	Collected	Received
400-235302-1	MW-06	Water	03/29/23 10:37	03/30/23 15:41
400-235302-2	MW-08R	Water	03/29/23 16:03	03/30/23 15:41
400-235302-3	MW-10R	Water	03/30/23 10:23	03/30/23 15:41
400-235302-4	MW-13R	Water	03/29/23 12:13	03/30/23 15:41
400-235302-5	MW-07	Water	03/29/23 13:10	03/30/23 15:41
400-235302-6	MW-09R	Water	03/30/23 11:46	03/30/23 15:41
400-235302-7	MW-11R	Water	03/29/23 17:04	03/30/23 15:41
400-235302-8	MW-14R	Water	03/29/23 17:33	03/30/23 15:41
400-235302-9	FB-01	Water	03/29/23 16:16	03/30/23 15:41
400-235302-10	EB-01	Water	03/29/23 16:23	03/30/23 15:41
400-235302-11	FB-02	Water	03/30/23 07:55	03/30/23 15:41

Client Sample ID: MW-06

Date Collected: 03/29/23 10:37
Date Received: 03/30/23 15:41

Lab Sample ID: 400-235302-1

Matrix: Water

Method: SW846 6020 - Metals (ICP/MS) - Total Recoverable

Analyte	Result	Qualifier	PQL	MDL	Unit	D	Prepared	Analyzed	Dil Fac
Antimony	0.0015	U	0.0025	0.0015	mg/L		04/07/23 13:58	04/09/23 23:42	5
Arsenic	0.0012	U	0.0013	0.0012	mg/L		04/07/23 13:58	04/09/23 23:42	5
Barium	**0.065**		0.0025	0.00070	mg/L		04/07/23 13:58	04/09/23 23:42	5
Beryllium	**0.0011**	**I**	0.0025	0.00092	mg/L		04/07/23 13:58	04/09/23 23:42	5
Boron	**18**		1.3	0.030	mg/L		04/07/23 13:58	04/11/23 00:35	125
Cadmium	0.00065	U	0.0025	0.00065	mg/L		04/07/23 13:58	04/09/23 23:42	5
Calcium	**220**		0.25	0.13	mg/L		04/07/23 13:58	04/09/23 23:42	5
Chromium	**0.0018**	**I V**	0.0025	0.0010	mg/L		04/07/23 13:58	04/09/23 23:42	5
Cobalt	0.00056	U	0.0025	0.00056	mg/L		04/07/23 13:58	04/09/23 23:42	5
Lead	0.00081	U	0.0013	0.00081	mg/L		04/07/23 13:58	04/09/23 23:42	5
Lithium	**0.013**		0.0050	0.0049	mg/L		04/07/23 13:58	04/09/23 23:42	5
Molybdenum	0.0013	U	0.015	0.0013	mg/L		04/07/23 13:58	04/09/23 23:42	5
Selenium	0.00082	U	0.0013	0.00082	mg/L		04/07/23 13:58	04/09/23 23:42	5
Thallium	0.00046	U	0.00050	0.00046	mg/L		04/07/23 13:58	04/09/23 23:42	5

Method: SW846 7470A - Mercury (CVAA)

Analyte	Result	Qualifier	PQL	MDL	Unit	D	Prepared	Analyzed	Dil Fac
Mercury	0.00015	U	0.00020	0.00015	mg/L		04/05/23 11:55	04/06/23 16:25	1

General Chemistry

Analyte	Result	Qualifier	PQL	MDL	Unit	D	Prepared	Analyzed	Dil Fac
Total Dissolved Solids (SM 2540C)	**2700**		50	50	mg/L			03/31/23 12:25	1
Chloride (SM 4500 Cl- E)	**2800**		100	70	mg/L			04/03/23 20:42	50
Fluoride (SM 4500 F C)	0.070	U	0.10	0.070	mg/L			04/06/23 10:11	1
Sulfate (SM 4500 SO4 E)	**420**		130	35	mg/L			04/03/23 18:00	25

Method: EPA Field Sampling - Field Sampling

Analyte	Result	Qualifier	PQL	MDL	Unit	D	Prepared	Analyzed	Dil Fac
Field pH	**5.21**				SU			03/29/23 10:37	1

Client Sample ID: MW-08R

Date Collected: 03/29/23 16:03
Date Received: 03/30/23 15:41

Lab Sample ID: 400-235302-2

Matrix: Water

Method: SW846 6020 - Metals (ICP/MS) - Total Recoverable

Analyte	Result	Qualifier	PQL	MDL	Unit	D	Prepared	Analyzed	Dil Fac
Antimony	0.0015	U	0.0025	0.0015	mg/L		04/07/23 13:58	04/10/23 00:19	5
Arsenic	**0.0040**		0.0013	0.0012	mg/L		04/07/23 13:58	04/10/23 00:19	5
Barium	**0.052**		0.0025	0.00070	mg/L		04/07/23 13:58	04/10/23 00:19	5
Beryllium	0.00092	U	0.0025	0.00092	mg/L		04/07/23 13:58	04/10/23 00:19	5
Boron	**23**		2.5	0.059	mg/L		04/07/23 13:58	04/11/23 00:38	250
Cadmium	0.00065	U	0.0025	0.00065	mg/L		04/07/23 13:58	04/10/23 00:19	5
Calcium	**490**		0.25	0.13	mg/L		04/07/23 13:58	04/10/23 00:19	5
Chromium	**0.21**		0.0025	0.0010	mg/L		04/07/23 13:58	04/10/23 00:19	5
Cobalt	**0.0012**	**I**	0.0025	0.00056	mg/L		04/07/23 13:58	04/10/23 00:19	5
Lead	0.00081	U	0.0013	0.00081	mg/L		04/07/23 13:58	04/10/23 00:19	5
Lithium	0.0049	U	0.0050	0.0049	mg/L		04/07/23 13:58	04/10/23 00:19	5
Molybdenum	**0.0091**	**I**	0.015	0.0013	mg/L		04/07/23 13:58	04/10/23 00:19	5
Selenium	0.00082	U	0.0013	0.00082	mg/L		04/07/23 13:58	04/10/23 00:19	5
Thallium	0.00046	U	0.00050	0.00046	mg/L		04/07/23 13:58	04/10/23 00:19	5

Method: SW846 7470A - Mercury (CVAA)

Analyte	Result	Qualifier	PQL	MDL	Unit	D	Prepared	Analyzed	Dil Fac
Mercury	0.00015	U	0.00020	0.00015	mg/L		04/05/23 11:55	04/06/23 16:29	1

General Chemistry

Analyte	Result	Qualifier	PQL	MDL	Unit	D	Prepared	Analyzed	Dil Fac
Total Dissolved Solids (SM 2540C)	**5900**		50	50	mg/L			03/31/23 12:25	1
Chloride (SM 4500 Cl- E)	**2900**		100	70	mg/L			04/03/23 20:42	50
Fluoride (SM 4500 F C)	0.070	U	0.10	0.070	mg/L			04/06/23 10:11	1
Sulfate (SM 4500 SO4 E)	**820**		130	35	mg/L			04/03/23 18:00	25

Method: EPA Field Sampling - Field Sampling

Analyte	Result	Qualifier	PQL	MDL	Unit	D	Prepared	Analyzed	Dil Fac
Field pH	**6.13**				SU			03/29/23 16:03	1

Client Sample ID: MW-10R

Date Collected: 03/30/23 10:23
Date Received: 03/30/23 15:41

Lab Sample ID: 400-235302-3

Matrix: Water

Method: SW846 6020 - Metals (ICP/MS) - Total Recoverable

Analyte	Result	Qualifier	PQL	MDL	Unit	D	Prepared	Analyzed	Dil Fac
Antimony	0.0015	U	0.0025	0.0015	mg/L		04/07/23 13:58	04/10/23 00:22	5
Arsenic	0.0012	U	0.0013	0.0012	mg/L		04/07/23 13:58	04/10/23 00:22	5
Barium	**0.092**		0.0025	0.00070	mg/L		04/07/23 13:58	04/10/23 00:22	5
Beryllium	0.00092	U	0.0025	0.00092	mg/L		04/07/23 13:58	04/10/23 00:22	5
Boron	**15**		2.5	0.059	mg/L		04/07/23 13:58	04/11/23 00:41	250
Cadmium	0.00065	U	0.0025	0.00065	mg/L		04/07/23 13:58	04/10/23 00:22	5
Calcium	**600**		13	6.3	mg/L		04/07/23 13:58	04/11/23 00:41	250
Chromium	**0.036**		0.0025	0.0010	mg/L		04/07/23 13:58	04/10/23 00:22	5
Cobalt	0.00056	U	0.0025	0.00056	mg/L		04/07/23 13:58	04/10/23 00:22	5
Lead	0.00081	U	0.0013	0.00081	mg/L		04/07/23 13:58	04/10/23 00:22	5
Lithium	0.0049	U	0.0050	0.0049	mg/L		04/07/23 13:58	04/10/23 00:22	5
Molybdenum	0.0013	U	0.015	0.0013	mg/L		04/07/23 13:58	04/10/23 00:22	5
Selenium	0.00082	U	0.0013	0.00082	mg/L		04/07/23 13:58	04/10/23 00:22	5
Thallium	0.00046	U	0.00050	0.00046	mg/L		04/07/23 13:58	04/10/23 00:22	5

Method: SW846 7470A - Mercury (CVAA)

Analyte	Result	Qualifier	PQL	MDL	Unit	D	Prepared	Analyzed	Dil Fac
Mercury	0.00015	U	0.00020	0.00015	mg/L		04/05/23 11:00	04/06/23 16:49	1

General Chemistry

Analyte	Result	Qualifier	PQL	MDL	Unit	D	Prepared	Analyzed	Dil Fac
Total Dissolved Solids (SM 2540C)	**580**		5.0	5.0	mg/L			03/31/23 12:25	1
Chloride (SM 4500 Cl- E)	**2500**		100	70	mg/L			04/09/23 20:05	50
Fluoride (SM 4500 F C)	0.070	U	0.10	0.070	mg/L			04/06/23 10:11	1
Sulfate (SM 4500 SO4 E)	**830**		130	35	mg/L			04/03/23 18:08	25

Method: EPA Field Sampling - Field Sampling

Analyte	Result	Qualifier	PQL	MDL	Unit	D	Prepared	Analyzed	Dil Fac
Field pH	**6.26**				SU			03/30/23 10:23	1

Client: Florida Power and Light
Project/Site: CCR Smith Plant

Job ID: 400-235302-1
SDG: Downgradient

Client Sample ID: MW-13R
Date Collected: 03/29/23 12:13
Date Received: 03/30/23 15:41

Lab Sample ID: 400-235302-4
Matrix: Water

Method: SW846 6020 - Metals (ICP/MS) - Total Recoverable

Analyte	Result	Qualifier	PQL	MDL	Unit	D	Prepared	Analyzed	Dil Fac
Antimony	0.0015	U	0.0025	0.0015	mg/L		04/07/23 13:58	04/10/23 00:26	5
Arsenic	**0.0095**		0.0013	0.0012	mg/L		04/07/23 13:58	04/10/23 00:26	5
Barium	**0.039**		0.0025	0.00070	mg/L		04/07/23 13:58	04/10/23 00:26	5
Beryllium	0.00092	U	0.0025	0.00092	mg/L		04/07/23 13:58	04/10/23 00:26	5
Boron	**17**		2.5	0.059	mg/L		04/07/23 13:58	04/11/23 00:44	250
Cadmium	0.00065	U	0.0025	0.00065	mg/L		04/07/23 13:58	04/10/23 00:26	5
Calcium	**230**		0.25	0.13	mg/L		04/07/23 13:58	04/10/23 00:26	5
Chromium	**0.028**		0.0025	0.0010	mg/L		04/07/23 13:58	04/10/23 00:26	5
Cobalt	**0.00056**	**I**	0.0025	0.00056	mg/L		04/07/23 13:58	04/10/23 00:26	5
Lead	0.00081	U	0.0013	0.00081	mg/L		04/07/23 13:58	04/10/23 00:26	5
Lithium	0.0049	U	0.0050	0.0049	mg/L		04/07/23 13:58	04/10/23 00:26	5
Molybdenum	**0.023**		0.015	0.0013	mg/L		04/07/23 13:58	04/10/23 00:26	5
Selenium	0.00082	U	0.0013	0.00082	mg/L		04/07/23 13:58	04/10/23 00:26	5
Thallium	0.00046	U	0.00050	0.00046	mg/L		04/07/23 13:58	04/10/23 00:26	5

Method: SW846 7470A - Mercury (CVAA)

Analyte	Result	Qualifier	PQL	MDL	Unit	D	Prepared	Analyzed	Dil Fac
Mercury	0.00015	U	0.00020	0.00015	mg/L		04/05/23 11:55	04/06/23 16:30	1

General Chemistry

Analyte	Result	Qualifier	PQL	MDL	Unit	D	Prepared	Analyzed	Dil Fac
Total Dissolved Solids (SM 2540C)	**3900**		50	50	mg/L			03/31/23 12:25	1
Chloride (SM 4500 Cl- E)	**2100**		100	70	mg/L			04/03/23 20:42	50
Fluoride (SM 4500 F C)	0.070	U	0.10	0.070	mg/L			04/06/23 10:11	1
Sulfate (SM 4500 SO4 E)	**440**		130	35	mg/L			04/03/23 18:01	25

Method: EPA Field Sampling - Field Sampling

Analyte	Result	Qualifier	PQL	MDL	Unit	D	Prepared	Analyzed	Dil Fac
Field pH	**6.00**				SU			03/29/23 12:13	1

Client: Florida Power and Light
Project/Site: CCR Smith Plant

Job ID: 400-235302-1
SDG: Downgradient

Client Sample ID: MW-07
Date Collected: 03/29/23 13:10
Date Received: 03/30/23 15:41

Lab Sample ID: 400-235302-5
Matrix: Water

Method: SW846 6020 - Metals (ICP/MS) - Total Recoverable

Analyte	Result	Qualifier	PQL	MDL	Unit	D	Prepared	Analyzed	Dil Fac
Antimony	0.0015	U	0.0025	0.0015	mg/L		04/07/23 13:58	04/10/23 00:29	5
Arsenic	**0.0016**		0.0013	0.0012	mg/L		04/07/23 13:58	04/10/23 00:29	5
Barium	**0.11**		0.0025	0.00070	mg/L		04/07/23 13:58	04/10/23 00:29	5
Beryllium	0.00092	U	0.0025	0.00092	mg/L		04/07/23 13:58	04/10/23 00:29	5
Boron	**3.4**		0.50	0.012	mg/L		04/07/23 13:58	04/11/23 00:47	50
Cadmium	0.00065	U	0.0025	0.00065	mg/L		04/07/23 13:58	04/10/23 00:29	5
Calcium	**300**		0.25	0.13	mg/L		04/07/23 13:58	04/10/23 00:29	5
Chromium	**0.0040**	**V**	0.0025	0.0010	mg/L		04/07/23 13:58	04/10/23 00:29	5
Cobalt	0.00056	U	0.0025	0.00056	mg/L		04/07/23 13:58	04/10/23 00:29	5
Lead	0.00081	U	0.0013	0.00081	mg/L		04/07/23 13:58	04/10/23 00:29	5
Lithium	0.0049	U	0.0050	0.0049	mg/L		04/07/23 13:58	04/10/23 00:29	5
Molybdenum	**0.010**	**I**	0.015	0.0013	mg/L		04/07/23 13:58	04/10/23 00:29	5
Selenium	0.00082	U	0.0013	0.00082	mg/L		04/07/23 13:58	04/10/23 00:29	5
Thallium	0.00046	U	0.00050	0.00046	mg/L		04/07/23 13:58	04/10/23 00:29	5

Method: SW846 7470A - Mercury (CVAA)

Analyte	Result	Qualifier	PQL	MDL	Unit	D	Prepared	Analyzed	Dil Fac
Mercury	0.00015	U	0.00020	0.00015	mg/L		04/05/23 11:55	04/06/23 16:31	1

General Chemistry

Analyte	Result	Qualifier	PQL	MDL	Unit	D	Prepared	Analyzed	Dil Fac
Total Dissolved Solids (SM 2540C)	**6200**		50	50	mg/L			03/31/23 12:25	1
Chloride (SM 4500 Cl- E)	**2700**		100	70	mg/L			04/07/23 23:11	50
Fluoride (SM 4500 F C)	0.070	U	0.10	0.070	mg/L			04/10/23 13:24	1
Sulfate (SM 4500 SO4 E)	**470**		130	35	mg/L			04/03/23 18:01	25

Method: EPA Field Sampling - Field Sampling

Analyte	Result	Qualifier	PQL	MDL	Unit	D	Prepared	Analyzed	Dil Fac
Field pH	**6.35**				SU			03/29/23 13:10	1

Client: Florida Power and Light
Project/Site: CCR Smith Plant

Job ID: 400-235302-1
SDG: Downgradient

Client Sample ID: MW-09R
Date Collected: 03/30/23 11:46
Date Received: 03/30/23 15:41

Lab Sample ID: 400-235302-6
Matrix: Water

Method: SW846 6020 - Metals (ICP/MS) - Total Recoverable

Analyte	Result	Qualifier	PQL	MDL	Unit	D	Prepared	Analyzed	Dil Fac
Antimony	0.0015	U	0.0025	0.0015	mg/L		04/07/23 13:58	04/10/23 00:32	5
Arsenic	**0.0077**		0.0013	0.0012	mg/L		04/07/23 13:58	04/10/23 00:32	5
Barium	**0.070**		0.0025	0.00070	mg/L		04/07/23 13:58	04/10/23 00:32	5
Beryllium	0.00092	U	0.0025	0.00092	mg/L		04/07/23 13:58	04/10/23 00:32	5
Boron	**12**		2.5	0.059	mg/L		04/07/23 13:58	04/11/23 00:51	250
Cadmium	0.00065	U	0.0025	0.00065	mg/L		04/07/23 13:58	04/10/23 00:32	5
Calcium	**230**		0.25	0.13	mg/L		04/07/23 13:58	04/10/23 00:32	5
Chromium	**0.0022**	**I V**	0.0025	0.0010	mg/L		04/07/23 13:58	04/10/23 00:32	5
Cobalt	0.00056	U	0.0025	0.00056	mg/L		04/07/23 13:58	04/10/23 00:32	5
Lead	0.00081	U	0.0013	0.00081	mg/L		04/07/23 13:58	04/10/23 00:32	5
Lithium	0.0049	U	0.0050	0.0049	mg/L		04/07/23 13:58	04/10/23 00:32	5
Molybdenum	**0.0042**	**I**	0.015	0.0013	mg/L		04/07/23 13:58	04/10/23 00:32	5
Selenium	**0.0012**	**I**	0.0013	0.00082	mg/L		04/07/23 13:58	04/10/23 00:32	5
Thallium	0.00046	U	0.00050	0.00046	mg/L		04/07/23 13:58	04/10/23 00:32	5

Method: SW846 7470A - Mercury (CVAA)

Analyte	Result	Qualifier	PQL	MDL	Unit	D	Prepared	Analyzed	Dil Fac
Mercury	0.00015	U	0.00020	0.00015	mg/L		04/05/23 11:00	04/06/23 16:51	1

General Chemistry

Analyte	Result	Qualifier	PQL	MDL	Unit	D	Prepared	Analyzed	Dil Fac
Total Dissolved Solids (SM 2540C)	**4200**		50	50	mg/L			03/31/23 12:25	1
Chloride (SM 4500 Cl- E)	**1800**		50	35	mg/L			04/07/23 21:10	25
Fluoride (SM 4500 F C)	0.070	U	0.10	0.070	mg/L			04/10/23 13:33	1
Sulfate (SM 4500 SO4 E)	**530**		130	35	mg/L			04/03/23 18:08	25

Method: EPA Field Sampling - Field Sampling

Analyte	Result	Qualifier	PQL	MDL	Unit	D	Prepared	Analyzed	Dil Fac
Field pH	**6.90**				SU			03/30/23 11:46	1

Client: Florida Power and Light
Project/Site: CCR Smith Plant

Job ID: 400-235302-1
SDG: Downgradient

Client Sample ID: MW-11R
Date Collected: 03/29/23 17:04
Date Received: 03/30/23 15:41

Lab Sample ID: 400-235302-7
Matrix: Water

Method: SW846 6020 - Metals (ICP/MS) - Total Recoverable

Analyte	Result	Qualifier	PQL	MDL	Unit	D	Prepared	Analyzed	Dil Fac
Antimony	0.0015	U	0.0025	0.0015	mg/L		04/07/23 13:58	04/10/23 00:35	5
Arsenic	**0.0034**		0.0013	0.0012	mg/L		04/07/23 13:58	04/10/23 00:35	5
Barium	**0.10**		0.0025	0.00070	mg/L		04/07/23 13:58	04/10/23 00:35	5
Beryllium	**0.0012**	**I**	0.0025	0.00092	mg/L		04/07/23 13:58	04/10/23 00:35	5
Boron	**3.3**		0.50	0.012	mg/L		04/07/23 13:58	04/11/23 01:15	50
Cadmium	0.00065	U	0.0025	0.00065	mg/L		04/07/23 13:58	04/10/23 00:35	5
Calcium	**150**		0.25	0.13	mg/L		04/07/23 13:58	04/10/23 00:35	5
Chromium	**0.069**		0.0025	0.0010	mg/L		04/07/23 13:58	04/10/23 00:35	5
Cobalt	0.00056	U	0.0025	0.00056	mg/L		04/07/23 13:58	04/10/23 00:35	5
Lead	0.00081	U	0.0013	0.00081	mg/L		04/07/23 13:58	04/10/23 00:35	5
Lithium	**0.076**		0.0050	0.0049	mg/L		04/07/23 13:58	04/10/23 00:35	5
Molybdenum	**0.0071**	**I**	0.015	0.0013	mg/L		04/07/23 13:58	04/10/23 00:35	5
Selenium	**0.0027**		0.0013	0.00082	mg/L		04/07/23 13:58	04/10/23 00:35	5
Thallium	0.00046	U	0.00050	0.00046	mg/L		04/07/23 13:58	04/10/23 00:35	5

Method: SW846 7470A - Mercury (CVAA)

Analyte	Result	Qualifier	PQL	MDL	Unit	D	Prepared	Analyzed	Dil Fac
Mercury	0.00015	U	0.00020	0.00015	mg/L		04/05/23 11:00	04/06/23 16:36	1

General Chemistry

Analyte	Result	Qualifier	PQL	MDL	Unit	D	Prepared	Analyzed	Dil Fac
Total Dissolved Solids (SM 2540C)	**4700**		50	50	mg/L			03/31/23 12:25	1
Chloride (SM 4500 Cl- E)	**2400**		50	35	mg/L			04/07/23 21:05	25
Fluoride (SM 4500 F C)	**0.26**		0.10	0.070	mg/L			04/10/23 13:36	1
Sulfate (SM 4500 SO4 E)	**310**		130	35	mg/L			04/03/23 18:02	25

Method: EPA Field Sampling - Field Sampling

Analyte	Result	Qualifier	PQL	MDL	Unit	D	Prepared	Analyzed	Dil Fac
Field pH	**6.27**				SU			03/29/23 17:04	1

Client: Florida Power and Light
Project/Site: CCR Smith Plant

Job ID: 400-235302-1
SDG: Downgradient

Client Sample ID: MW-14R
Date Collected: 03/29/23 17:33
Date Received: 03/30/23 15:41

Lab Sample ID: 400-235302-8
Matrix: Water

Method: SW846 6020 - Metals (ICP/MS) - Total Recoverable

Analyte	Result	Qualifier	PQL	MDL	Unit	D	Prepared	Analyzed	Dil Fac
Antimony	0.0015	U	0.0025	0.0015	mg/L		04/07/23 13:58	04/10/23 00:38	5
Arsenic	0.0012	U	0.0013	0.0012	mg/L		04/07/23 13:58	04/10/23 00:38	5
Barium	**0.011**		0.0025	0.00070	mg/L		04/07/23 13:58	04/10/23 00:38	5
Beryllium	0.00092	U	0.0025	0.00092	mg/L		04/07/23 13:58	04/10/23 00:38	5
Boron	**2.0**		0.50	0.012	mg/L		04/07/23 13:58	04/11/23 01:18	50
Cadmium	0.00065	U	0.0025	0.00065	mg/L		04/07/23 13:58	04/10/23 00:38	5
Calcium	**42**		0.25	0.13	mg/L		04/07/23 13:58	04/10/23 00:38	5
Chromium	**0.0024**	**I V**	0.0025	0.0010	mg/L		04/07/23 13:58	04/10/23 00:38	5
Cobalt	0.00056	U	0.0025	0.00056	mg/L		04/07/23 13:58	04/10/23 00:38	5
Lead	0.00081	U	0.0013	0.00081	mg/L		04/07/23 13:58	04/10/23 00:38	5
Lithium	**0.15**		0.0050	0.0049	mg/L		04/07/23 13:58	04/10/23 00:38	5
Molybdenum	**0.0070**	**I**	0.015	0.0013	mg/L		04/07/23 13:58	04/10/23 00:38	5
Selenium	0.00082	U	0.0013	0.00082	mg/L		04/07/23 13:58	04/10/23 00:38	5
Thallium	0.00046	U	0.00050	0.00046	mg/L		04/07/23 13:58	04/10/23 00:38	5

Method: SW846 7470A - Mercury (CVAA)

Analyte	Result	Qualifier	PQL	MDL	Unit	D	Prepared	Analyzed	Dil Fac
Mercury	0.00015	U	0.00020	0.00015	mg/L		04/05/23 11:00	04/06/23 16:43	1

General Chemistry

Analyte	Result	Qualifier	PQL	MDL	Unit	D	Prepared	Analyzed	Dil Fac
Total Dissolved Solids (SM 2540C)	**480**		5.0	5.0	mg/L			03/31/23 12:25	1
Chloride (SM 4500 Cl- E)	**140**		4.0	2.8	mg/L			04/07/23 21:23	2
Fluoride (SM 4500 F C)	**0.32**		0.10	0.070	mg/L			04/10/23 13:38	1
Sulfate (SM 4500 SO4 E)	**100**		25	7.0	mg/L			04/03/23 18:17	5

Method: EPA Field Sampling - Field Sampling

Analyte	Result	Qualifier	PQL	MDL	Unit	D	Prepared	Analyzed	Dil Fac
Field pH	**7.51**				SU			03/29/23 17:33	1

Client: Florida Power and Light
Project/Site: CCR Smith Plant

Job ID: 400-235302-1
SDG: Downgradient

Client Sample ID: FB-01

Date Collected: 03/29/23 16:16
Date Received: 03/30/23 15:41

Lab Sample ID: 400-235302-9

Matrix: Water

Method: SW846 6020 - Metals (ICP/MS) - Total Recoverable

Analyte	Result	Qualifier	PQL	MDL	Unit	D	Prepared	Analyzed	Dil Fac
Antimony	0.0015	U	0.0025	0.0015	mg/L		04/07/23 13:58	04/10/23 00:41	5
Arsenic	0.0012	U	0.0013	0.0012	mg/L		04/07/23 13:58	04/10/23 00:41	5
Barium	0.00070	U	0.0025	0.00070	mg/L		04/07/23 13:58	04/10/23 00:41	5
Beryllium	0.00092	U	0.0025	0.00092	mg/L		04/07/23 13:58	04/10/23 00:41	5
Boron	**0.023**	**I**	0.050	0.0012	mg/L		04/07/23 13:58	04/11/23 01:21	5
Cadmium	0.00065	U	0.0025	0.00065	mg/L		04/07/23 13:58	04/10/23 00:41	5
Calcium	**0.19**	**I V**	0.25	0.13	mg/L		04/07/23 13:58	04/10/23 00:41	5
Chromium	**0.0027**	**V**	0.0025	0.0010	mg/L		04/07/23 13:58	04/10/23 00:41	5
Cobalt	0.00056	U	0.0025	0.00056	mg/L		04/07/23 13:58	04/10/23 00:41	5
Lead	0.00081	U	0.0013	0.00081	mg/L		04/07/23 13:58	04/10/23 00:41	5
Lithium	0.0049	U	0.0050	0.0049	mg/L		04/07/23 13:58	04/10/23 00:41	5
Molybdenum	0.0013	U	0.015	0.0013	mg/L		04/07/23 13:58	04/10/23 00:41	5
Selenium	0.00082	U	0.0013	0.00082	mg/L		04/07/23 13:58	04/10/23 00:41	5
Thallium	0.00046	U	0.00050	0.00046	mg/L		04/07/23 13:58	04/10/23 00:41	5

Method: SW846 7470A - Mercury (CVAA)

Analyte	Result	Qualifier	PQL	MDL	Unit	D	Prepared	Analyzed	Dil Fac
Mercury	0.00015	U	0.00020	0.00015	mg/L		04/05/23 11:00	04/06/23 16:45	1

General Chemistry

Analyte	Result	Qualifier	PQL	MDL	Unit	D	Prepared	Analyzed	Dil Fac
Total Dissolved Solids (SM 2540C)	5.0	U	5.0	5.0	mg/L			03/31/23 12:25	1
Chloride (SM 4500 Cl- E)	1.4	U	2.0	1.4	mg/L			04/07/23 23:12	1
Fluoride (SM 4500 F C)	0.070	U	0.10	0.070	mg/L			04/10/23 13:41	1
Sulfate (SM 4500 SO4 E)	1.4	U	5.0	1.4	mg/L			04/03/23 18:04	1

Client: Florida Power and Light
Project/Site: CCR Smith Plant

Job ID: 400-235302-1
SDG: Downgradient

Client Sample ID: EB-01

Date Collected: 03/29/23 16:23
Date Received: 03/30/23 15:41

Lab Sample ID: 400-235302-10

Matrix: Water

Method: SW846 6020 - Metals (ICP/MS) - Total Recoverable

Analyte	Result	Qualifier	PQL	MDL	Unit	D	Prepared	Analyzed	Dil Fac
Antimony	0.0015	U	0.0025	0.0015	mg/L		04/07/23 13:58	04/10/23 01:06	5
Arsenic	0.0012	U	0.0013	0.0012	mg/L		04/07/23 13:58	04/10/23 01:06	5
Barium	0.00070	U	0.0025	0.00070	mg/L		04/07/23 13:58	04/10/23 01:06	5
Beryllium	0.00092	U	0.0025	0.00092	mg/L		04/07/23 13:58	04/10/23 01:06	5
Boron	**0.038**	**I**	0.050	0.0012	mg/L		04/07/23 13:58	04/10/23 01:06	5
Cadmium	0.00065	U	0.0025	0.00065	mg/L		04/07/23 13:58	04/10/23 01:06	5
Calcium	**0.17**	**I V**	0.25	0.13	mg/L		04/07/23 13:58	04/10/23 01:06	5
Chromium	**0.0017**	**I V**	0.0025	0.0010	mg/L		04/07/23 13:58	04/10/23 01:06	5
Cobalt	0.00056	U	0.0025	0.00056	mg/L		04/07/23 13:58	04/10/23 01:06	5
Lead	0.00081	U	0.0013	0.00081	mg/L		04/07/23 13:58	04/10/23 01:06	5
Lithium	0.0049	U	0.0050	0.0049	mg/L		04/07/23 13:58	04/10/23 01:06	5
Molybdenum	0.0013	U	0.015	0.0013	mg/L		04/07/23 13:58	04/10/23 01:06	5
Selenium	0.00082	U	0.0013	0.00082	mg/L		04/07/23 13:58	04/10/23 01:06	5
Thallium	0.00046	U	0.00050	0.00046	mg/L		04/07/23 13:58	04/10/23 01:06	5

Method: SW846 7470A - Mercury (CVAA)

Analyte	Result	Qualifier	PQL	MDL	Unit	D	Prepared	Analyzed	Dil Fac
Mercury	0.00015	U	0.00020	0.00015	mg/L		04/05/23 11:00	04/06/23 16:46	1

General Chemistry

Analyte	Result	Qualifier	PQL	MDL	Unit	D	Prepared	Analyzed	Dil Fac
Total Dissolved Solids (SM 2540C)	5.0	U	5.0	5.0	mg/L			03/31/23 12:25	1
Chloride (SM 4500 Cl- E)	1.4	U	2.0	1.4	mg/L			04/09/23 20:06	1
Fluoride (SM 4500 F C)	0.070	U	0.10	0.070	mg/L			04/10/23 13:44	1
Sulfate (SM 4500 SO4 E)	1.4	U	5.0	1.4	mg/L			04/03/23 18:05	1

Client: Florida Power and Light
Project/Site: CCR Smith Plant

Job ID: 400-235302-1
SDG: Downgradient

Client Sample ID: FB-02
Date Collected: 03/30/23 07:55
Date Received: 03/30/23 15:41

Lab Sample ID: 400-235302-11
Matrix: Water

Method: SW846 6020 - Metals (ICP/MS) - Total Recoverable

Analyte	Result	Qualifier	PQL	MDL	Unit	D	Prepared	Analyzed	Dil Fac
Antimony	0.0015	U	0.0025	0.0015	mg/L		04/07/23 13:58	04/10/23 01:09	5
Arsenic	0.0012	U	0.0013	0.0012	mg/L		04/07/23 13:58	04/10/23 01:09	5
Barium	0.00070	U	0.0025	0.00070	mg/L		04/07/23 13:58	04/10/23 01:09	5
Beryllium	0.00092	U	0.0025	0.00092	mg/L		04/07/23 13:58	04/10/23 01:09	5
Boron	**0.037**	**I**	0.050	0.0012	mg/L		04/07/23 13:58	04/10/23 01:09	5
Cadmium	0.00065	U	0.0025	0.00065	mg/L		04/07/23 13:58	04/10/23 01:09	5
Calcium	**0.17**	**I V**	0.25	0.13	mg/L		04/07/23 13:58	04/10/23 01:09	5
Chromium	**0.0019**	**I V**	0.0025	0.0010	mg/L		04/07/23 13:58	04/10/23 01:09	5
Cobalt	0.00056	U	0.0025	0.00056	mg/L		04/07/23 13:58	04/10/23 01:09	5
Lead	0.00081	U	0.0013	0.00081	mg/L		04/07/23 13:58	04/10/23 01:09	5
Lithium	0.0049	U	0.0050	0.0049	mg/L		04/07/23 13:58	04/10/23 01:09	5
Molybdenum	0.0013	U	0.015	0.0013	mg/L		04/07/23 13:58	04/10/23 01:09	5
Selenium	0.00082	U	0.0013	0.00082	mg/L		04/07/23 13:58	04/10/23 01:09	5
Thallium	0.00046	U	0.00050	0.00046	mg/L		04/07/23 13:58	04/10/23 01:09	5

Method: SW846 7470A - Mercury (CVAA)

Analyte	Result	Qualifier	PQL	MDL	Unit	D	Prepared	Analyzed	Dil Fac
Mercury	0.00015	U	0.00020	0.00015	mg/L		04/05/23 11:00	04/06/23 16:52	1

General Chemistry

Analyte	Result	Qualifier	PQL	MDL	Unit	D	Prepared	Analyzed	Dil Fac
Total Dissolved Solids (SM 2540C)	5.0	U	5.0	5.0	mg/L			04/03/23 12:26	1
Chloride (SM 4500 Cl- E)	1.4	U	2.0	1.4	mg/L			04/07/23 21:10	1
Fluoride (SM 4500 F C)	0.070	U	0.10	0.070	mg/L			04/10/23 13:48	1
Sulfate (SM 4500 SO4 E)	1.4	U	5.0	1.4	mg/L			04/03/23 18:09	1

Definitions/Glossary

Client: Florida Power and Light
Project/Site: CCR Smith Plant

Job ID: 400-235302-1
SDG: Downgradient

Qualifiers

Metals

Qualifier	Qualifier Description
I	The reported value is between the laboratory method detection limit and the laboratory practical quantitation limit.
J3	Estimated value; value may not be accurate. Spike recovery or RPD outside of criteria.
L	Off-scale high. Actual value is known to be greater than the value given.
U	Indicates that the compound was analyzed for but not detected.
V	Indicates that the analyte was detected at or above the method detection limit in both the sample and the associated method blank and the value of 10 times the blank value was equal to or greater than the associated sample value.

General Chemistry

Qualifier	Qualifier Description
I	The reported value is between the laboratory method detection limit and the laboratory practical quantitation limit.
J3	Estimated value; value may not be accurate. Spike recovery or RPD outside of criteria.
U	Indicates that the compound was analyzed for but not detected.

Glossary

Abbreviation	These commonly used abbreviations may or may not be present in this report.
¤	Listed under the "D" column to designate that the result is reported on a dry weight basis
%R	Percent Recovery
CFL	Contains Free Liquid
CFU	Colony Forming Unit
CNF	Contains No Free Liquid
DER	Duplicate Error Ratio (normalized absolute difference)
Dil Fac	Dilution Factor
DL	Detection Limit (DoD/DOE)
DL, RA, RE, IN	Indicates a Dilution, Re-analysis, Re-extraction, or additional Initial metals/anion analysis of the sample
DLC	Decision Level Concentration (Radiochemistry)
EDL	Estimated Detection Limit (Dioxin)
LOD	Limit of Detection (DoD/DOE)
LOQ	Limit of Quantitation (DoD/DOE)
MCL	EPA recommended "Maximum Contaminant Level"
MDA	Minimum Detectable Activity (Radiochemistry)
MDC	Minimum Detectable Concentration (Radiochemistry)
MDL	Method Detection Limit
ML	Minimum Level (Dioxin)
MPN	Most Probable Number
MQL	Method Quantitation Limit
NC	Not Calculated
ND	Not Detected at the reporting limit (or MDL or EDL if shown)
NEG	Negative / Absent
POS	Positive / Present
PQL	Practical Quantitation Limit
PRES	Presumptive
QC	Quality Control
RER	Relative Error Ratio (Radiochemistry)
RL	Reporting Limit or Requested Limit (Radiochemistry)
RPD	Relative Percent Difference, a measure of the relative difference between two points
TEF	Toxicity Equivalent Factor (Dioxin)
TEQ	Toxicity Equivalent Quotient (Dioxin)
TNTC	Too Numerous To Count

Lab Chronicle

Client: Florida Power and Light
Project/Site: CCR Smith Plant

Job ID: 400-235302-1
SDG: Downgradient

Client Sample ID: MW-06
Date Collected: 03/29/23 10:37
Date Received: 03/30/23 15:41

Lab Sample ID: 400-235302-1
Matrix: Water

Prep Type	Batch Type	Batch Method	Run	Dilution Factor	Batch Number	Analyst	Lab	Prepared or Analyzed
Total Recoverable	Prep	3005A			619998	KWN	EET PEN	04/07/23 13:58 - 04/07/23 17:04 [1]
Total Recoverable	Analysis	6020		5	620180	NTH	EET PEN	04/09/23 23:42
Total Recoverable	Prep	3005A			619998	KWN	EET PEN	04/07/23 13:58 - 04/07/23 17:04 [1]
Total Recoverable	Analysis	6020		5	621565	BAW	EET PEN	04/09/23 23:42
Total Recoverable	Prep	3005A			619998	KWN	EET PEN	04/07/23 13:58 - 04/07/23 17:04 [1]
Total Recoverable	Analysis	6020		125	620335	NTH	EET PEN	04/11/23 00:35
Total/NA	Prep	7470A			619490	NET	EET PEN	04/05/23 11:55 - 04/05/23 14:55 [1]
Total/NA	Analysis	7470A		1	619961	BAW	EET PEN	04/06/23 16:25
Total/NA	Analysis	SM 2540C		1	618954	VB	EET PEN	03/31/23 12:25
Total/NA	Analysis	SM 4500 Cl- E		50	619351	DN1	EET PEN	04/03/23 20:42
Total/NA	Analysis	SM 4500 F C		1	619751	JP	EET PEN	04/06/23 10:11
Total/NA	Analysis	SM 4500 SO4 E		25	619346	DN1	EET PEN	04/03/23 18:00
Total/NA	Analysis	Field Sampling		1	622116	S1K	EET PEN	03/29/23 10:37

Client Sample ID: MW-08R
Date Collected: 03/29/23 16:03
Date Received: 03/30/23 15:41

Lab Sample ID: 400-235302-2
Matrix: Water

Prep Type	Batch Type	Batch Method	Run	Dilution Factor	Batch Number	Analyst	Lab	Prepared or Analyzed
Total Recoverable	Prep	3005A			619998	KWN	EET PEN	04/07/23 13:58 - 04/07/23 17:04 [1]
Total Recoverable	Analysis	6020		5	620180	NTH	EET PEN	04/10/23 00:19
Total Recoverable	Prep	3005A			619998	KWN	EET PEN	04/07/23 13:58 - 04/07/23 17:04 [1]
Total Recoverable	Analysis	6020		5	621565	BAW	EET PEN	04/10/23 00:19
Total Recoverable	Prep	3005A			619998	KWN	EET PEN	04/07/23 13:58 - 04/07/23 17:04 [1]
Total Recoverable	Analysis	6020		250	620335	NTH	EET PEN	04/11/23 00:38
Total/NA	Prep	7470A			619490	NET	EET PEN	04/05/23 11:55 - 04/05/23 14:55 [1]
Total/NA	Analysis	7470A		1	619961	BAW	EET PEN	04/06/23 16:29
Total/NA	Analysis	SM 2540C		1	618954	VB	EET PEN	03/31/23 12:25
Total/NA	Analysis	SM 4500 Cl- E		50	619351	DN1	EET PEN	04/03/23 20:42
Total/NA	Analysis	SM 4500 F C		1	619751	JP	EET PEN	04/06/23 10:11
Total/NA	Analysis	SM 4500 SO4 E		25	619346	DN1	EET PEN	04/03/23 18:00
Total/NA	Analysis	Field Sampling		1	622116	S1K	EET PEN	03/29/23 16:03

Client Sample ID: MW-10R
Date Collected: 03/30/23 10:23
Date Received: 03/30/23 15:41

Lab Sample ID: 400-235302-3
Matrix: Water

Prep Type	Batch Type	Batch Method	Run	Dilution Factor	Batch Number	Analyst	Lab	Prepared or Analyzed
Total Recoverable	Prep	3005A			619998	KWN	EET PEN	04/07/23 13:58 - 04/07/23 17:04 [1]
Total Recoverable	Analysis	6020		5	620180	NTH	EET PEN	04/10/23 00:22
Total Recoverable	Prep	3005A			619998	KWN	EET PEN	04/07/23 13:58 - 04/07/23 17:04 [1]
Total Recoverable	Analysis	6020		5	621565	BAW	EET PEN	04/10/23 00:22
Total Recoverable	Prep	3005A			619998	KWN	EET PEN	04/07/23 13:58 - 04/07/23 17:04 [1]
Total Recoverable	Analysis	6020		250	620335	NTH	EET PEN	04/11/23 00:41

Client Sample ID: MW-10R
Date Collected: 03/30/23 10:23
Date Received: 03/30/23 15:41

Lab Sample ID: 400-235302-3
Matrix: Water

Prep Type	Batch Type	Batch Method	Run	Dilution Factor	Batch Number	Analyst	Lab	Prepared or Analyzed
Total/NA	Prep	7470A			619492	NET	EET PEN	04/05/23 11:00 - 04/05/23 14:55 [1]
Total/NA	Analysis	7470A		1	619961	BAW	EET PEN	04/06/23 16:49
Total/NA	Analysis	SM 2540C		1	618954	VB	EET PEN	03/31/23 12:25
Total/NA	Analysis	SM 4500 Cl- E		50	620147	DN1	EET PEN	04/09/23 20:05
Total/NA	Analysis	SM 4500 F C		1	619751	JP	EET PEN	04/06/23 10:11
Total/NA	Analysis	SM 4500 SO4 E		25	619346	DN1	EET PEN	04/03/23 18:08
Total/NA	Analysis	Field Sampling		1	622116	S1K	EET PEN	03/30/23 10:23

Client Sample ID: MW-13R
Date Collected: 03/29/23 12:13
Date Received: 03/30/23 15:41

Lab Sample ID: 400-235302-4
Matrix: Water

Prep Type	Batch Type	Batch Method	Run	Dilution Factor	Batch Number	Analyst	Lab	Prepared or Analyzed
Total Recoverable	Prep	3005A			619998	KWN	EET PEN	04/07/23 13:58 - 04/07/23 17:04 [1]
Total Recoverable	Analysis	6020		5	620180	NTH	EET PEN	04/10/23 00:26
Total Recoverable	Prep	3005A			619998	KWN	EET PEN	04/07/23 13:58 - 04/07/23 17:04 [1]
Total Recoverable	Analysis	6020		5	621565	BAW	EET PEN	04/10/23 00:26
Total Recoverable	Prep	3005A			619998	KWN	EET PEN	04/07/23 13:58 - 04/07/23 17:04 [1]
Total Recoverable	Analysis	6020		250	620335	NTH	EET PEN	04/11/23 00:44
Total/NA	Prep	7470A			619490	NET	EET PEN	04/05/23 11:55 - 04/05/23 14:55 [1]
Total/NA	Analysis	7470A		1	619961	BAW	EET PEN	04/06/23 16:30
Total/NA	Analysis	SM 2540C		1	618954	VB	EET PEN	03/31/23 12:25
Total/NA	Analysis	SM 4500 Cl- E		50	619351	DN1	EET PEN	04/03/23 20:42
Total/NA	Analysis	SM 4500 F C		1	619751	JP	EET PEN	04/06/23 10:11
Total/NA	Analysis	SM 4500 SO4 E		25	619346	DN1	EET PEN	04/03/23 18:01
Total/NA	Analysis	Field Sampling		1	622116	S1K	EET PEN	03/29/23 12:13

Client Sample ID: MW-07
Date Collected: 03/29/23 13:10
Date Received: 03/30/23 15:41

Lab Sample ID: 400-235302-5
Matrix: Water

Prep Type	Batch Type	Batch Method	Run	Dilution Factor	Batch Number	Analyst	Lab	Prepared or Analyzed
Total Recoverable	Prep	3005A			619998	KWN	EET PEN	04/07/23 13:58 - 04/07/23 17:04 [1]
Total Recoverable	Analysis	6020		5	620180	NTH	EET PEN	04/10/23 00:29
Total Recoverable	Prep	3005A			619998	KWN	EET PEN	04/07/23 13:58 - 04/07/23 17:04 [1]
Total Recoverable	Analysis	6020		5	621565	BAW	EET PEN	04/10/23 00:29
Total Recoverable	Prep	3005A			619998	KWN	EET PEN	04/07/23 13:58 - 04/07/23 17:04 [1]
Total Recoverable	Analysis	6020		50	620335	NTH	EET PEN	04/11/23 00:47
Total/NA	Prep	7470A			619490	NET	EET PEN	04/05/23 11:55 - 04/05/23 14:55 [1]
Total/NA	Analysis	7470A		1	619961	BAW	EET PEN	04/06/23 16:31
Total/NA	Analysis	SM 2540C		1	618954	VB	EET PEN	03/31/23 12:25
Total/NA	Analysis	SM 4500 Cl- E		50	620049	DN1	EET PEN	04/07/23 23:11
Total/NA	Analysis	SM 4500 F C		1	620244	JP	EET PEN	04/10/23 13:24

Lab Chronicle

Client: Florida Power and Light
Project/Site: CCR Smith Plant

Job ID: 400-235302-1
SDG: Downgradient

Client Sample ID: MW-07

Date Collected: 03/29/23 13:10
Date Received: 03/30/23 15:41

Lab Sample ID: 400-235302-5

Matrix: Water

Prep Type	Batch Type	Batch Method	Run	Dilution Factor	Batch Number	Analyst	Lab	Prepared or Analyzed
Total/NA	Analysis	SM 4500 SO4 E		25	619346	DN1	EET PEN	04/03/23 18:01
Total/NA	Analysis	Field Sampling		1	622116	S1K	EET PEN	03/29/23 13:10

Client Sample ID: MW-09R

Date Collected: 03/30/23 11:46
Date Received: 03/30/23 15:41

Lab Sample ID: 400-235302-6

Matrix: Water

Prep Type	Batch Type	Batch Method	Run	Dilution Factor	Batch Number	Analyst	Lab	Prepared or Analyzed
Total Recoverable	Prep	3005A			619998	KWN	EET PEN	04/07/23 13:58 - 04/07/23 17:04 [1]
Total Recoverable	Analysis	6020		5	620180	NTH	EET PEN	04/10/23 00:32
Total Recoverable	Prep	3005A			619998	KWN	EET PEN	04/07/23 13:58 - 04/07/23 17:04 [1]
Total Recoverable	Analysis	6020		5	621565	BAW	EET PEN	04/10/23 00:32
Total Recoverable	Prep	3005A			619998	KWN	EET PEN	04/07/23 13:58 - 04/07/23 17:04 [1]
Total Recoverable	Analysis	6020		250	620335	NTH	EET PEN	04/11/23 00:51
Total/NA	Prep	7470A			619492	NET	EET PEN	04/05/23 11:00 - 04/05/23 14:55 [1]
Total/NA	Analysis	7470A		1	619961	BAW	EET PEN	04/06/23 16:51
Total/NA	Analysis	SM 2540C		1	618954	VB	EET PEN	03/31/23 12:25
Total/NA	Analysis	SM 4500 Cl- E		25	620049	DN1	EET PEN	04/07/23 21:10
Total/NA	Analysis	SM 4500 F C		1	620244	JP	EET PEN	04/10/23 13:33
Total/NA	Analysis	SM 4500 SO4 E		25	619346	DN1	EET PEN	04/03/23 18:08
Total/NA	Analysis	Field Sampling		1	622116	S1K	EET PEN	03/30/23 11:46

Client Sample ID: MW-11R

Date Collected: 03/29/23 17:04
Date Received: 03/30/23 15:41

Lab Sample ID: 400-235302-7

Matrix: Water

Prep Type	Batch Type	Batch Method	Run	Dilution Factor	Batch Number	Analyst	Lab	Prepared or Analyzed
Total Recoverable	Prep	3005A			619998	KWN	EET PEN	04/07/23 13:58 - 04/07/23 17:04 [1]
Total Recoverable	Analysis	6020		5	620180	NTH	EET PEN	04/10/23 00:35
Total Recoverable	Prep	3005A			619998	KWN	EET PEN	04/07/23 13:58 - 04/07/23 17:04 [1]
Total Recoverable	Analysis	6020		5	621565	BAW	EET PEN	04/10/23 00:35
Total Recoverable	Prep	3005A			619998	KWN	EET PEN	04/07/23 13:58 - 04/07/23 17:04 [1]
Total Recoverable	Analysis	6020		50	620335	NTH	EET PEN	04/11/23 01:15
Total/NA	Prep	7470A			619492	NET	EET PEN	04/05/23 11:00 - 04/05/23 14:55 [1]
Total/NA	Analysis	7470A		1	619961	BAW	EET PEN	04/06/23 16:36
Total/NA	Analysis	SM 2540C		1	618954	VB	EET PEN	03/31/23 12:25
Total/NA	Analysis	SM 4500 Cl- E		25	620049	DN1	EET PEN	04/07/23 21:05
Total/NA	Analysis	SM 4500 F C		1	620244	JP	EET PEN	04/10/23 13:36
Total/NA	Analysis	SM 4500 SO4 E		25	619346	DN1	EET PEN	04/03/23 18:02
Total/NA	Analysis	Field Sampling		1	622116	S1K	EET PEN	03/29/23 17:04

Lab Chronicle

Client: Florida Power and Light
Project/Site: CCR Smith Plant

Job ID: 400-235302-1
SDG: Downgradient

Client Sample ID: MW-14R
Date Collected: 03/29/23 17:33
Date Received: 03/30/23 15:41

Lab Sample ID: 400-235302-8
Matrix: Water

Prep Type	Batch Type	Batch Method	Run	Dilution Factor	Batch Number	Analyst	Lab	Prepared or Analyzed
Total Recoverable	Prep	3005A			619998	KWN	EET PEN	04/07/23 13:58 - 04/07/23 17:04 [1]
Total Recoverable	Analysis	6020		5	620180	NTH	EET PEN	04/10/23 00:38
Total Recoverable	Prep	3005A			619998	KWN	EET PEN	04/07/23 13:58 - 04/07/23 17:04 [1]
Total Recoverable	Analysis	6020		5	621565	BAW	EET PEN	04/10/23 00:38
Total Recoverable	Prep	3005A			619998	KWN	EET PEN	04/07/23 13:58 - 04/07/23 17:04 [1]
Total Recoverable	Analysis	6020		50	620335	NTH	EET PEN	04/11/23 01:18
Total/NA	Prep	7470A			619492	NET	EET PEN	04/05/23 11:00 - 04/05/23 14:55 [1]
Total/NA	Analysis	7470A		1	619961	BAW	EET PEN	04/06/23 16:43
Total/NA	Analysis	SM 2540C		1	618954	VB	EET PEN	03/31/23 12:25
Total/NA	Analysis	SM 4500 Cl- E		2	620049	DN1	EET PEN	04/07/23 21:23
Total/NA	Analysis	SM 4500 F C		1	620244	JP	EET PEN	04/10/23 13:38
Total/NA	Analysis	SM 4500 SO4 E		5	619346	DN1	EET PEN	04/03/23 18:17
Total/NA	Analysis	Field Sampling		1	622116	S1K	EET PEN	03/29/23 17:33

Client Sample ID: FB-01
Date Collected: 03/29/23 16:16
Date Received: 03/30/23 15:41

Lab Sample ID: 400-235302-9
Matrix: Water

Prep Type	Batch Type	Batch Method	Run	Dilution Factor	Batch Number	Analyst	Lab	Prepared or Analyzed
Total Recoverable	Prep	3005A			619998	KWN	EET PEN	04/07/23 13:58 - 04/07/23 17:04 [1]
Total Recoverable	Analysis	6020		5	620180	NTH	EET PEN	04/10/23 00:41
Total Recoverable	Prep	3005A			619998	KWN	EET PEN	04/07/23 13:58 - 04/07/23 17:04 [1]
Total Recoverable	Analysis	6020		5	621565	BAW	EET PEN	04/10/23 00:41
Total Recoverable	Prep	3005A			619998	KWN	EET PEN	04/07/23 13:58 - 04/07/23 17:04 [1]
Total Recoverable	Analysis	6020		5	620335	NTH	EET PEN	04/11/23 01:21
Total/NA	Prep	7470A			619492	NET	EET PEN	04/05/23 11:00 - 04/05/23 14:55 [1]
Total/NA	Analysis	7470A		1	619961	BAW	EET PEN	04/06/23 16:45
Total/NA	Analysis	SM 2540C		1	618954	VB	EET PEN	03/31/23 12:25
Total/NA	Analysis	SM 4500 Cl- E		1	620049	DN1	EET PEN	04/07/23 23:12
Total/NA	Analysis	SM 4500 F C		1	620244	JP	EET PEN	04/10/23 13:41
Total/NA	Analysis	SM 4500 SO4 E		1	619346	DN1	EET PEN	04/03/23 18:04

Client Sample ID: EB-01
Date Collected: 03/29/23 16:23
Date Received: 03/30/23 15:41

Lab Sample ID: 400-235302-10
Matrix: Water

Prep Type	Batch Type	Batch Method	Run	Dilution Factor	Batch Number	Analyst	Lab	Prepared or Analyzed
Total Recoverable	Prep	3005A			619998	KWN	EET PEN	04/07/23 13:58 - 04/07/23 17:04 [1]
Total Recoverable	Analysis	6020		5	620180	NTH	EET PEN	04/10/23 01:06
Total Recoverable	Prep	3005A			619998	KWN	EET PEN	04/07/23 13:58 - 04/07/23 17:04 [1]
Total Recoverable	Analysis	6020		5	621565	BAW	EET PEN	04/10/23 01:06
Total/NA	Prep	7470A			619492	NET	EET PEN	04/05/23 11:00 - 04/05/23 14:55 [1]
Total/NA	Analysis	7470A		1	619961	BAW	EET PEN	04/06/23 16:46
Total/NA	Analysis	SM 2540C		1	618954	VB	EET PEN	03/31/23 12:25

Lab Chronicle

Client: Florida Power and Light
Project/Site: CCR Smith Plant

Job ID: 400-235302-1
SDG: Downgradient

Client Sample ID: EB-01

Lab Sample ID: 400-235302-10

Date Collected: 03/29/23 16:23

Matrix: Water

Date Received: 03/30/23 15:41

Prep Type	Batch Type	Batch Method	Run	Dilution Factor	Batch Number	Analyst	Lab	Prepared or Analyzed
Total/NA	Analysis	SM 4500 Cl- E		1	620147	DN1	EET PEN	04/09/23 20:06
Total/NA	Analysis	SM 4500 F C		1	620244	JP	EET PEN	04/10/23 13:44
Total/NA	Analysis	SM 4500 SO4 E		1	619346	DN1	EET PEN	04/03/23 18:05

Client Sample ID: FB-02

Lab Sample ID: 400-235302-11

Date Collected: 03/30/23 07:55

Matrix: Water

Date Received: 03/30/23 15:41

Prep Type	Batch Type	Batch Method	Run	Dilution Factor	Batch Number	Analyst	Lab	Prepared or Analyzed
Total Recoverable	Prep	3005A			619998	KWN	EET PEN	04/07/23 13:58 - 04/07/23 17:04 [1]
Total Recoverable	Analysis	6020		5	620180	NTH	EET PEN	04/10/23 01:09
Total Recoverable	Prep	3005A			619998	KWN	EET PEN	04/07/23 13:58 - 04/07/23 17:04 [1]
Total Recoverable	Analysis	6020		5	621565	BAW	EET PEN	04/10/23 01:09
Total/NA	Prep	7470A			619492	NET	EET PEN	04/05/23 11:00 - 04/05/23 14:55 [1]
Total/NA	Analysis	7470A		1	619961	BAW	EET PEN	04/06/23 16:52
Total/NA	Analysis	SM 2540C		1	619261	VB	EET PEN	04/03/23 12:26
Total/NA	Analysis	SM 4500 Cl- E		1	620049	DN1	EET PEN	04/07/23 21:10
Total/NA	Analysis	SM 4500 F C		1	620244	JP	EET PEN	04/10/23 13:48
Total/NA	Analysis	SM 4500 SO4 E		1	619346	DN1	EET PEN	04/03/23 18:09

[1] Completion dates and times are reported or not reported per method requirements or individual lab discretion.

Laboratory References:

EET PEN = Eurofins Pensacola, 3355 McLemore Drive, Pensacola, FL 32514, TEL (850)474-1001

Metals

Prep Batch: 619490

Lab Sample ID	Client Sample ID	Prep Type	Matrix	Method	Prep Batch
400-235302-1	MW-06	Total/NA	Water	7470A	
400-235302-2	MW-08R	Total/NA	Water	7470A	
400-235302-4	MW-13R	Total/NA	Water	7470A	
400-235302-5	MW-07	Total/NA	Water	7470A	
MB 400-619490/14-A	Method Blank	Total/NA	Water	7470A	
LCS 400-619490/15-A	Lab Control Sample	Total/NA	Water	7470A	
400-235303-C-1-B MS	Matrix Spike	Total/NA	Water	7470A	
400-235303-C-1-C MSD	Matrix Spike Duplicate	Total/NA	Water	7470A	

Prep Batch: 619492

Lab Sample ID	Client Sample ID	Prep Type	Matrix	Method	Prep Batch
400-235302-3	MW-10R	Total/NA	Water	7470A	
400-235302-6	MW-09R	Total/NA	Water	7470A	
400-235302-7	MW-11R	Total/NA	Water	7470A	
400-235302-8	MW-14R	Total/NA	Water	7470A	
400-235302-9	FB-01	Total/NA	Water	7470A	
400-235302-10	EB-01	Total/NA	Water	7470A	
400-235302-11	FB-02	Total/NA	Water	7470A	
MB 400-619492/14-A	Method Blank	Total/NA	Water	7470A	
LCS 400-619492/15-A	Lab Control Sample	Total/NA	Water	7470A	
400-235302-7 MS	MW-11R	Total/NA	Water	7470A	
400-235302-7 MSD	MW-11R	Total/NA	Water	7470A	

Analysis Batch: 619961

Lab Sample ID	Client Sample ID	Prep Type	Matrix	Method	Prep Batch
400-235302-1	MW-06	Total/NA	Water	7470A	619490
400-235302-2	MW-08R	Total/NA	Water	7470A	619490
400-235302-3	MW-10R	Total/NA	Water	7470A	619492
400-235302-4	MW-13R	Total/NA	Water	7470A	619490
400-235302-5	MW-07	Total/NA	Water	7470A	619490
400-235302-6	MW-09R	Total/NA	Water	7470A	619492
400-235302-7	MW-11R	Total/NA	Water	7470A	619492
400-235302-8	MW-14R	Total/NA	Water	7470A	619492
400-235302-9	FB-01	Total/NA	Water	7470A	619492
400-235302-10	EB-01	Total/NA	Water	7470A	619492
400-235302-11	FB-02	Total/NA	Water	7470A	619492
MB 400-619490/14-A	Method Blank	Total/NA	Water	7470A	619490
MB 400-619492/14-A	Method Blank	Total/NA	Water	7470A	619492
LCS 400-619490/15-A	Lab Control Sample	Total/NA	Water	7470A	619490
LCS 400-619492/15-A	Lab Control Sample	Total/NA	Water	7470A	619492
400-235302-7 MS	MW-11R	Total/NA	Water	7470A	619492
400-235302-7 MSD	MW-11R	Total/NA	Water	7470A	619492
400-235303-C-1-B MS	Matrix Spike	Total/NA	Water	7470A	619490
400-235303-C-1-C MSD	Matrix Spike Duplicate	Total/NA	Water	7470A	619490

Prep Batch: 619998

Lab Sample ID	Client Sample ID	Prep Type	Matrix	Method	Prep Batch
400-235302-1	MW-06	Total Recoverable	Water	3005A	
400-235302-2	MW-08R	Total Recoverable	Water	3005A	
400-235302-3	MW-10R	Total Recoverable	Water	3005A	
400-235302-4	MW-13R	Total Recoverable	Water	3005A	

Metals (Continued)

Prep Batch: 619998 (Continued)

Lab Sample ID	Client Sample ID	Prep Type	Matrix	Method	Prep Batch
400-235302-5	MW-07	Total Recoverable	Water	3005A	
400-235302-6	MW-09R	Total Recoverable	Water	3005A	
400-235302-7	MW-11R	Total Recoverable	Water	3005A	
400-235302-8	MW-14R	Total Recoverable	Water	3005A	
400-235302-9	FB-01	Total Recoverable	Water	3005A	
400-235302-10	EB-01	Total Recoverable	Water	3005A	
400-235302-11	FB-02	Total Recoverable	Water	3005A	
MB 400-619998/1-A ^5	Method Blank	Total Recoverable	Water	3005A	
LCS 400-619998/2-A ^5	Lab Control Sample	Total Recoverable	Water	3005A	
400-235302-1 MS	MW-06	Total Recoverable	Water	3005A	
400-235302-1 MSD	MW-06	Total Recoverable	Water	3005A	

Analysis Batch: 620180

Lab Sample ID	Client Sample ID	Prep Type	Matrix	Method	Prep Batch
400-235302-1	MW-06	Total Recoverable	Water	6020	619998
400-235302-2	MW-08R	Total Recoverable	Water	6020	619998
400-235302-3	MW-10R	Total Recoverable	Water	6020	619998
400-235302-4	MW-13R	Total Recoverable	Water	6020	619998
400-235302-5	MW-07	Total Recoverable	Water	6020	619998
400-235302-6	MW-09R	Total Recoverable	Water	6020	619998
400-235302-7	MW-11R	Total Recoverable	Water	6020	619998
400-235302-8	MW-14R	Total Recoverable	Water	6020	619998
400-235302-9	FB-01	Total Recoverable	Water	6020	619998
400-235302-10	EB-01	Total Recoverable	Water	6020	619998
400-235302-11	FB-02	Total Recoverable	Water	6020	619998
MB 400-619998/1-A ^5	Method Blank	Total Recoverable	Water	6020	619998
LCS 400-619998/2-A ^5	Lab Control Sample	Total Recoverable	Water	6020	619998
400-235302-1 MS	MW-06	Total Recoverable	Water	6020	619998
400-235302-1 MSD	MW-06	Total Recoverable	Water	6020	619998

Analysis Batch: 620335

Lab Sample ID	Client Sample ID	Prep Type	Matrix	Method	Prep Batch
400-235302-1	MW-06	Total Recoverable	Water	6020	619998
400-235302-2	MW-08R	Total Recoverable	Water	6020	619998
400-235302-3	MW-10R	Total Recoverable	Water	6020	619998
400-235302-4	MW-13R	Total Recoverable	Water	6020	619998
400-235302-5	MW-07	Total Recoverable	Water	6020	619998
400-235302-6	MW-09R	Total Recoverable	Water	6020	619998
400-235302-7	MW-11R	Total Recoverable	Water	6020	619998
400-235302-8	MW-14R	Total Recoverable	Water	6020	619998
400-235302-9	FB-01	Total Recoverable	Water	6020	619998

Analysis Batch: 621565

Lab Sample ID	Client Sample ID	Prep Type	Matrix	Method	Prep Batch
400-235302-1	MW-06	Total Recoverable	Water	6020	619998
400-235302-2	MW-08R	Total Recoverable	Water	6020	619998
400-235302-3	MW-10R	Total Recoverable	Water	6020	619998
400-235302-4	MW-13R	Total Recoverable	Water	6020	619998
400-235302-5	MW-07	Total Recoverable	Water	6020	619998
400-235302-6	MW-09R	Total Recoverable	Water	6020	619998
400-235302-7	MW-11R	Total Recoverable	Water	6020	619998

Metals (Continued)

Analysis Batch: 621565 (Continued)

Lab Sample ID	Client Sample ID	Prep Type	Matrix	Method	Prep Batch
400-235302-8	MW-14R	Total Recoverable	Water	6020	619998
400-235302-9	FB-01	Total Recoverable	Water	6020	619998
400-235302-10	EB-01	Total Recoverable	Water	6020	619998
400-235302-11	FB-02	Total Recoverable	Water	6020	619998
MB 400-619998/1-A ^5	Method Blank	Total Recoverable	Water	6020	619998
LCS 400-619998/2-A ^5	Lab Control Sample	Total Recoverable	Water	6020	619998
400-235302-1 MS	MW-06	Total Recoverable	Water	6020	619998
400-235302-1 MSD	MW-06	Total Recoverable	Water	6020	619998

General Chemistry

Analysis Batch: 618954

Lab Sample ID	Client Sample ID	Prep Type	Matrix	Method	Prep Batch
400-235302-1	MW-06	Total/NA	Water	SM 2540C	
400-235302-2	MW-08R	Total/NA	Water	SM 2540C	
400-235302-3	MW-10R	Total/NA	Water	SM 2540C	
400-235302-4	MW-13R	Total/NA	Water	SM 2540C	
400-235302-5	MW-07	Total/NA	Water	SM 2540C	
400-235302-6	MW-09R	Total/NA	Water	SM 2540C	
400-235302-7	MW-11R	Total/NA	Water	SM 2540C	
400-235302-8	MW-14R	Total/NA	Water	SM 2540C	
400-235302-9	FB-01	Total/NA	Water	SM 2540C	
400-235302-10	EB-01	Total/NA	Water	SM 2540C	
MB 400-618954/1	Method Blank	Total/NA	Water	SM 2540C	
LCS 400-618954/2	Lab Control Sample	Total/NA	Water	SM 2540C	
400-235265-F-3 DU	Duplicate	Total/NA	Water	SM 2540C	
400-235303-B-2 DU	Duplicate	Total/NA	Water	SM 2540C	

Analysis Batch: 619261

Lab Sample ID	Client Sample ID	Prep Type	Matrix	Method	Prep Batch
400-235302-11	FB-02	Total/NA	Water	SM 2540C	
MB 400-619261/1	Method Blank	Total/NA	Water	SM 2540C	
LCS 400-619261/2	Lab Control Sample	Total/NA	Water	SM 2540C	
400-234976-C-10 DU	Duplicate	Total/NA	Water	SM 2540C	

Analysis Batch: 619346

Lab Sample ID	Client Sample ID	Prep Type	Matrix	Method	Prep Batch
400-235302-1	MW-06	Total/NA	Water	SM 4500 SO4 E	
400-235302-2	MW-08R	Total/NA	Water	SM 4500 SO4 E	
400-235302-3	MW-10R	Total/NA	Water	SM 4500 SO4 E	
400-235302-4	MW-13R	Total/NA	Water	SM 4500 SO4 E	
400-235302-5	MW-07	Total/NA	Water	SM 4500 SO4 E	
400-235302-6	MW-09R	Total/NA	Water	SM 4500 SO4 E	
400-235302-7	MW-11R	Total/NA	Water	SM 4500 SO4 E	
400-235302-8	MW-14R	Total/NA	Water	SM 4500 SO4 E	
400-235302-9	FB-01	Total/NA	Water	SM 4500 SO4 E	
400-235302-10	EB-01	Total/NA	Water	SM 4500 SO4 E	
400-235302-11	FB-02	Total/NA	Water	SM 4500 SO4 E	
MB 400-619346/12	Method Blank	Total/NA	Water	SM 4500 SO4 E	
LCS 400-619346/13	Lab Control Sample	Total/NA	Water	SM 4500 SO4 E	
MRL 400-619346/14	Lab Control Sample	Total/NA	Water	SM 4500 SO4 E	

General Chemistry (Continued)

Analysis Batch: 619346 (Continued)

Lab Sample ID	Client Sample ID	Prep Type	Matrix	Method	Prep Batch
400-235302-9 MS	FB-01	Total/NA	Water	SM 4500 SO4 E	
400-235302-9 MSD	FB-01	Total/NA	Water	SM 4500 SO4 E	

Analysis Batch: 619351

Lab Sample ID	Client Sample ID	Prep Type	Matrix	Method	Prep Batch
400-235302-1	MW-06	Total/NA	Water	SM 4500 Cl- E	
400-235302-2	MW-08R	Total/NA	Water	SM 4500 Cl- E	
400-235302-4	MW-13R	Total/NA	Water	SM 4500 Cl- E	
MB 400-619351/13	Method Blank	Total/NA	Water	SM 4500 Cl- E	
LCS 400-619351/14	Lab Control Sample	Total/NA	Water	SM 4500 Cl- E	
MRL 400-619351/15	Lab Control Sample	Total/NA	Water	SM 4500 Cl- E	
400-235303-B-1 MS	Matrix Spike	Total/NA	Water	SM 4500 Cl- E	
400-235303-B-1 MSD	Matrix Spike Duplicate	Total/NA	Water	SM 4500 Cl- E	

Analysis Batch: 619751

Lab Sample ID	Client Sample ID	Prep Type	Matrix	Method	Prep Batch
400-235302-1	MW-06	Total/NA	Water	SM 4500 F C	
400-235302-2	MW-08R	Total/NA	Water	SM 4500 F C	
400-235302-3	MW-10R	Total/NA	Water	SM 4500 F C	
400-235302-4	MW-13R	Total/NA	Water	SM 4500 F C	
MB 400-619751/10	Method Blank	Total/NA	Water	SM 4500 F C	
LCS 400-619751/12	Lab Control Sample	Total/NA	Water	SM 4500 F C	
MRL 400-619751/11	Lab Control Sample	Total/NA	Water	SM 4500 F C	
400-235512-D-2 MS	Matrix Spike	Total/NA	Water	SM 4500 F C	
400-235512-D-2 MSD	Matrix Spike Duplicate	Total/NA	Water	SM 4500 F C	
400-235302-1 DU	MW-06	Total/NA	Water	SM 4500 F C	

Analysis Batch: 620049

Lab Sample ID	Client Sample ID	Prep Type	Matrix	Method	Prep Batch
400-235302-5	MW-07	Total/NA	Water	SM 4500 Cl- E	
400-235302-6	MW-09R	Total/NA	Water	SM 4500 Cl- E	
400-235302-7	MW-11R	Total/NA	Water	SM 4500 Cl- E	
400-235302-8	MW-14R	Total/NA	Water	SM 4500 Cl- E	
400-235302-9	FB-01	Total/NA	Water	SM 4500 Cl- E	
400-235302-11	FB-02	Total/NA	Water	SM 4500 Cl- E	
MB 400-620049/13	Method Blank	Total/NA	Water	SM 4500 Cl- E	
LCS 400-620049/14	Lab Control Sample	Total/NA	Water	SM 4500 Cl- E	
MRL 400-620049/15	Lab Control Sample	Total/NA	Water	SM 4500 Cl- E	
400-235302-9 MS	FB-01	Total/NA	Water	SM 4500 Cl- E	
400-235302-9 MSD	FB-01	Total/NA	Water	SM 4500 Cl- E	

Analysis Batch: 620147

Lab Sample ID	Client Sample ID	Prep Type	Matrix	Method	Prep Batch
400-235302-3	MW-10R	Total/NA	Water	SM 4500 Cl- E	
400-235302-10	EB-01	Total/NA	Water	SM 4500 Cl- E	
MB 400-620147/13	Method Blank	Total/NA	Water	SM 4500 Cl- E	
LCS 400-620147/14	Lab Control Sample	Total/NA	Water	SM 4500 Cl- E	
MRL 400-620147/15	Lab Control Sample	Total/NA	Water	SM 4500 Cl- E	
400-235512-E-2 MS	Matrix Spike	Total/NA	Water	SM 4500 Cl- E	
400-235512-E-2 MSD	Matrix Spike Duplicate	Total/NA	Water	SM 4500 Cl- E	

QC Association Summary

Client: Florida Power and Light
Project/Site: CCR Smith Plant

Job ID: 400-235302-1
SDG: Downgradient

General Chemistry

Analysis Batch: 620244

Lab Sample ID	Client Sample ID	Prep Type	Matrix	Method	Prep Batch
400-235302-5	MW-07	Total/NA	Water	SM 4500 F C	
400-235302-6	MW-09R	Total/NA	Water	SM 4500 F C	
400-235302-7	MW-11R	Total/NA	Water	SM 4500 F C	
400-235302-8	MW-14R	Total/NA	Water	SM 4500 F C	
400-235302-9	FB-01	Total/NA	Water	SM 4500 F C	
400-235302-10	EB-01	Total/NA	Water	SM 4500 F C	
400-235302-11	FB-02	Total/NA	Water	SM 4500 F C	
MB 400-620244/10	Method Blank	Total/NA	Water	SM 4500 F C	
LCS 400-620244/12	Lab Control Sample	Total/NA	Water	SM 4500 F C	
MRL 400-620244/11	Lab Control Sample	Total/NA	Water	SM 4500 F C	
400-235302-5 MS	MW-07	Total/NA	Water	SM 4500 F C	
400-235302-5 MSD	MW-07	Total/NA	Water	SM 4500 F C	
400-235303-B-4 DU	Duplicate	Total/NA	Water	SM 4500 F C	

Field Service / Mobile Lab

Analysis Batch: 622116

Lab Sample ID	Client Sample ID	Prep Type	Matrix	Method	Prep Batch
400-235302-1	MW-06	Total/NA	Water	Field Sampling	
400-235302-2	MW-08R	Total/NA	Water	Field Sampling	
400-235302-3	MW-10R	Total/NA	Water	Field Sampling	
400-235302-4	MW-13R	Total/NA	Water	Field Sampling	
400-235302-5	MW-07	Total/NA	Water	Field Sampling	
400-235302-6	MW-09R	Total/NA	Water	Field Sampling	
400-235302-7	MW-11R	Total/NA	Water	Field Sampling	
400-235302-8	MW-14R	Total/NA	Water	Field Sampling	

Method: 6020 - Metals (ICP/MS)

Lab Sample ID: MB 400-619998/1-A ^5
Matrix: Water
Analysis Batch: 620180

Client Sample ID: Method Blank
Prep Type: Total Recoverable
Prep Batch: 619998

Analyte	MB Result	MB Qualifier	PQL	MDL	Unit	D	Prepared	Analyzed	Dil Fac
Antimony	0.0015	U	0.0025	0.0015	mg/L		04/07/23 13:58	04/09/23 23:36	5
Arsenic	0.0012	U	0.0013	0.0012	mg/L		04/07/23 13:58	04/09/23 23:36	5
Barium	0.00070	U	0.0025	0.00070	mg/L		04/07/23 13:58	04/09/23 23:36	5
Beryllium	0.00092	U	0.0025	0.00092	mg/L		04/07/23 13:58	04/09/23 23:36	5
Boron	0.00175	I	0.050	0.0012	mg/L		04/07/23 13:58	04/09/23 23:36	5
Cadmium	0.00065	U	0.0025	0.00065	mg/L		04/07/23 13:58	04/09/23 23:36	5
Calcium	0.161	I	0.25	0.13	mg/L		04/07/23 13:58	04/09/23 23:36	5
Chromium	0.00130	I	0.0025	0.0010	mg/L		04/07/23 13:58	04/09/23 23:36	5
Cobalt	0.00056	U	0.0025	0.00056	mg/L		04/07/23 13:58	04/09/23 23:36	5
Lead	0.00081	U	0.0013	0.00081	mg/L		04/07/23 13:58	04/09/23 23:36	5
Lithium	0.0049	U	0.0050	0.0049	mg/L		04/07/23 13:58	04/09/23 23:36	5
Molybdenum	0.0013	U	0.015	0.0013	mg/L		04/07/23 13:58	04/09/23 23:36	5
Selenium	0.00082	U	0.0013	0.00082	mg/L		04/07/23 13:58	04/09/23 23:36	5
Thallium	0.00046	U	0.00050	0.00046	mg/L		04/07/23 13:58	04/09/23 23:36	5

Lab Sample ID: LCS 400-619998/2-A ^5
Matrix: Water
Analysis Batch: 620180

Client Sample ID: Lab Control Sample
Prep Type: Total Recoverable
Prep Batch: 619998

Analyte	Spike Added	LCS Result	LCS Qualifier	Unit	D	%Rec	%Rec Limits
Antimony	0.0500	0.0538		mg/L		108	80 - 120
Arsenic	0.0500	0.0497		mg/L		99	80 - 120
Barium	0.0500	0.0498		mg/L		100	80 - 120
Beryllium	0.0500	0.0488		mg/L		98	80 - 120
Boron	0.100	0.101		mg/L		101	80 - 120
Cadmium	0.0500	0.0507		mg/L		101	80 - 120
Calcium	5.00	5.22		mg/L		104	80 - 120
Chromium	0.0500	0.0542		mg/L		108	80 - 120
Cobalt	0.0500	0.0512		mg/L		102	80 - 120
Lead	0.0500	0.0489		mg/L		98	80 - 120
Lithium	0.0500	0.0477		mg/L		95	80 - 120
Molybdenum	0.0500	0.0511		mg/L		102	80 - 120
Selenium	0.0500	0.0462		mg/L		92	80 - 120
Thallium	0.0100	0.00972		mg/L		97	80 - 120

Lab Sample ID: 400-235302-1 MS
Matrix: Water
Analysis Batch: 620180

Client Sample ID: MW-06
Prep Type: Total Recoverable
Prep Batch: 619998

Analyte	Sample Result	Sample Qualifier	Spike Added	MS Result	MS Qualifier	Unit	D	%Rec	%Rec Limits
Antimony	0.0015	U	0.0500	0.0532		mg/L		106	75 - 125
Arsenic	0.0012	U	0.0500	0.0511		mg/L		102	75 - 125
Barium	0.065		0.0500	0.117		mg/L		103	75 - 125
Beryllium	0.0011	I	0.0500	0.0522		mg/L		102	75 - 125
Boron	8.4	L	0.100	8.48	L	mg/L		113	75 - 125
Cadmium	0.00065	U	0.0500	0.0507		mg/L		101	75 - 125
Calcium	220		5.00	226	J3	mg/L		47	75 - 125
Chromium	0.0018	I V	0.0500	0.0520		mg/L		100	75 - 125
Cobalt	0.00056	U	0.0500	0.0506		mg/L		101	75 - 125

Method: 6020 - Metals (ICP/MS) (Continued)

Lab Sample ID: 400-235302-1 MS
Matrix: Water
Analysis Batch: 620180

Client Sample ID: MW-06
Prep Type: Total Recoverable
Prep Batch: 619998

Analyte	Sample Result	Sample Qualifier	Spike Added	MS Result	MS Qualifier	Unit	D	%Rec	%Rec Limits
Lead	0.00081	U	0.0500	0.0495		mg/L		99	75 - 125
Lithium	0.013		0.0500	0.0637		mg/L		101	75 - 125
Molybdenum	0.0013	U	0.0500	0.0534		mg/L		107	75 - 125
Selenium	0.00082	U	0.0500	0.0487		mg/L		97	75 - 125
Thallium	0.00046	U	0.0100	0.00970		mg/L		97	75 - 125

Lab Sample ID: 400-235302-1 MSD
Matrix: Water
Analysis Batch: 620180

Client Sample ID: MW-06
Prep Type: Total Recoverable
Prep Batch: 619998

Analyte	Sample Result	Sample Qualifier	Spike Added	MSD Result	MSD Qualifier	Unit	D	%Rec	%Rec Limits	RPD	RPD Limit
Antimony	0.0015	U	0.0500	0.0545		mg/L		109	75 - 125	3	20
Arsenic	0.0012	U	0.0500	0.0505		mg/L		101	75 - 125	1	20
Barium	0.065		0.0500	0.113		mg/L		95	75 - 125	3	20
Beryllium	0.0011	I	0.0500	0.0507		mg/L		99	75 - 125	3	20
Boron	8.4	L	0.100	8.61	L J3	mg/L		242	75 - 125	2	20
Cadmium	0.00065	U	0.0500	0.0509		mg/L		102	75 - 125	0	20
Calcium	220		5.00	225	J3	mg/L		16	75 - 125	1	20
Chromium	0.0018	I V	0.0500	0.0519		mg/L		100	75 - 125	0	20
Cobalt	0.00056	U	0.0500	0.0488		mg/L		98	75 - 125	4	20
Lead	0.00081	U	0.0500	0.0506		mg/L		101	75 - 125	2	20
Lithium	0.013		0.0500	0.0663		mg/L		106	75 - 125	4	20
Molybdenum	0.0013	U	0.0500	0.0522		mg/L		104	75 - 125	2	20
Selenium	0.00082	U	0.0500	0.0476		mg/L		95	75 - 125	2	20
Thallium	0.00046	U	0.0100	0.0102		mg/L		102	75 - 125	5	20

Method: 7470A - Mercury (CVAA)

Lab Sample ID: MB 400-619490/14-A
Matrix: Water
Analysis Batch: 619961

Client Sample ID: Method Blank
Prep Type: Total/NA
Prep Batch: 619490

Analyte	MB Result	MB Qualifier	PQL	MDL	Unit	D	Prepared	Analyzed	Dil Fac
Mercury	0.00015	U	0.00020	0.00015	mg/L		04/05/23 11:55	04/06/23 16:00	1

Lab Sample ID: LCS 400-619490/15-A
Matrix: Water
Analysis Batch: 619961

Client Sample ID: Lab Control Sample
Prep Type: Total/NA
Prep Batch: 619490

Analyte	Spike Added	LCS Result	LCS Qualifier	Unit	D	%Rec	%Rec Limits
Mercury	0.00101	0.00114		mg/L		113	80 - 120

Lab Sample ID: 400-235303-C-1-B MS
Matrix: Water
Analysis Batch: 619961

Client Sample ID: Matrix Spike
Prep Type: Total/NA
Prep Batch: 619490

Analyte	Sample Result	Sample Qualifier	Spike Added	MS Result	MS Qualifier	Unit	D	%Rec	%Rec Limits
Mercury	0.00015	U	0.00201	0.00193		mg/L		96	80 - 120

Method: 7470A - Mercury (CVAA) (Continued)

Lab Sample ID: 400-235303-C-1-C MSD
Matrix: Water
Analysis Batch: 619961

Client Sample ID: Matrix Spike Duplicate
Prep Type: Total/NA
Prep Batch: 619490

Analyte	Sample Result	Sample Qualifier	Spike Added	MSD Result	MSD Qualifier	Unit	D	%Rec	%Rec Limits	RPD	RPD Limit
Mercury	0.00015	U	0.00201	0.00188		mg/L		93	80 - 120	3	20

Lab Sample ID: MB 400-619492/14-A
Matrix: Water
Analysis Batch: 619961

Client Sample ID: Method Blank
Prep Type: Total/NA
Prep Batch: 619492

Analyte	MB Result	MB Qualifier	PQL	MDL	Unit	D	Prepared	Analyzed	Dil Fac
Mercury	0.00015	U	0.00020	0.00015	mg/L		04/05/23 11:00	04/06/23 16:34	1

Lab Sample ID: LCS 400-619492/15-A
Matrix: Water
Analysis Batch: 619961

Client Sample ID: Lab Control Sample
Prep Type: Total/NA
Prep Batch: 619492

Analyte	Spike Added	LCS Result	LCS Qualifier	Unit	D	%Rec	%Rec Limits
Mercury	0.00101	0.000860		mg/L		85	80 - 120

Lab Sample ID: 400-235302-7 MS
Matrix: Water
Analysis Batch: 619961

Client Sample ID: MW-11R
Prep Type: Total/NA
Prep Batch: 619492

Analyte	Sample Result	Sample Qualifier	Spike Added	MS Result	MS Qualifier	Unit	D	%Rec	%Rec Limits
Mercury	0.00015	U	0.00201	0.00168		mg/L		83	80 - 120

Lab Sample ID: 400-235302-7 MSD
Matrix: Water
Analysis Batch: 619961

Client Sample ID: MW-11R
Prep Type: Total/NA
Prep Batch: 619492

Analyte	Sample Result	Sample Qualifier	Spike Added	MSD Result	MSD Qualifier	Unit	D	%Rec	%Rec Limits	RPD	RPD Limit
Mercury	0.00015	U	0.00201	0.00168		mg/L		83	80 - 120	0	20

Method: SM 2540C - Solids, Total Dissolved (TDS)

Lab Sample ID: MB 400-618954/1
Matrix: Water
Analysis Batch: 618954

Client Sample ID: Method Blank
Prep Type: Total/NA

Analyte	MB Result	MB Qualifier	PQL	MDL	Unit	D	Prepared	Analyzed	Dil Fac
Total Dissolved Solids	5.0	U	5.0	5.0	mg/L			03/31/23 12:25	1

Lab Sample ID: LCS 400-618954/2
Matrix: Water
Analysis Batch: 618954

Client Sample ID: Lab Control Sample
Prep Type: Total/NA

Analyte	Spike Added	LCS Result	LCS Qualifier	Unit	D	%Rec	%Rec Limits
Total Dissolved Solids	293	282		mg/L		96	78 - 122

Method: SM 2540C - Solids, Total Dissolved (TDS) (Continued)

Lab Sample ID: 400-235265-F-3 DU
Matrix: Water
Analysis Batch: 618954

Client Sample ID: Duplicate
Prep Type: Total/NA

Analyte	Sample Result	Sample Qualifier		DU Result	DU Qualifier	Unit	D			RPD	RPD Limit
Total Dissolved Solids	1200			1220		mg/L				5	5

Lab Sample ID: 400-235303-B-2 DU
Matrix: Water
Analysis Batch: 618954

Client Sample ID: Duplicate
Prep Type: Total/NA

Analyte	Sample Result	Sample Qualifier		DU Result	DU Qualifier	Unit	D			RPD	RPD Limit
Total Dissolved Solids	98			84.0		mg/L				15	5

Lab Sample ID: MB 400-619261/1
Matrix: Water
Analysis Batch: 619261

Client Sample ID: Method Blank
Prep Type: Total/NA

Analyte	MB Result	MB Qualifier	PQL	MDL	Unit	D	Prepared	Analyzed	Dil Fac
Total Dissolved Solids	5.0	U	5.0	5.0	mg/L			04/03/23 12:26	1

Lab Sample ID: LCS 400-619261/2
Matrix: Water
Analysis Batch: 619261

Client Sample ID: Lab Control Sample
Prep Type: Total/NA

Analyte			Spike Added	LCS Result	LCS Qualifier	Unit	D	%Rec	%Rec Limits		
Total Dissolved Solids			293	306		mg/L		104	78 - 122		

Lab Sample ID: 400-234976-C-10 DU
Matrix: Water
Analysis Batch: 619261

Client Sample ID: Duplicate
Prep Type: Total/NA

Analyte	Sample Result	Sample Qualifier		DU Result	DU Qualifier	Unit	D			RPD	RPD Limit
Total Dissolved Solids	250			254		mg/L				0.8	5

Method: SM 4500 Cl- E - Chloride, Total

Lab Sample ID: MB 400-619351/13
Matrix: Water
Analysis Batch: 619351

Client Sample ID: Method Blank
Prep Type: Total/NA

Analyte	MB Result	MB Qualifier	PQL	MDL	Unit	D	Prepared	Analyzed	Dil Fac
Chloride	1.4	U	2.0	1.4	mg/L			04/03/23 19:06	1

Lab Sample ID: LCS 400-619351/14
Matrix: Water
Analysis Batch: 619351

Client Sample ID: Lab Control Sample
Prep Type: Total/NA

Analyte			Spike Added	LCS Result	LCS Qualifier	Unit	D	%Rec	%Rec Limits		
Chloride			50.0	45.6		mg/L		91	90 - 110		

Method: SM 4500 Cl- E - Chloride, Total (Continued)

Lab Sample ID: MRL 400-619351/15
Matrix: Water
Analysis Batch: 619351

Client Sample ID: Lab Control Sample
Prep Type: Total/NA

Analyte	Spike Added	MRL Result	MRL Qualifier	Unit	D	%Rec	%Rec Limits
Chloride	2.00	2.25		mg/L		112	50 - 150

Lab Sample ID: 400-235303-B-1 MS
Matrix: Water
Analysis Batch: 619351

Client Sample ID: Matrix Spike
Prep Type: Total/NA

Analyte	Sample Result	Sample Qualifier	Spike Added	MS Result	MS Qualifier	Unit	D	%Rec	%Rec Limits
Chloride	12		10.0	21.4		mg/L		93	73 - 120

Lab Sample ID: 400-235303-B-1 MSD
Matrix: Water
Analysis Batch: 619351

Client Sample ID: Matrix Spike Duplicate
Prep Type: Total/NA

Analyte	Sample Result	Sample Qualifier	Spike Added	MSD Result	MSD Qualifier	Unit	D	%Rec	%Rec Limits	RPD	RPD Limit
Chloride	12		10.0	21.7		mg/L		96	73 - 120	1	8

Lab Sample ID: MB 400-620049/13
Matrix: Water
Analysis Batch: 620049

Client Sample ID: Method Blank
Prep Type: Total/NA

Analyte	MB Result	MB Qualifier	PQL	MDL	Unit	D	Prepared	Analyzed	Dil Fac
Chloride	1.4	U	2.0	1.4	mg/L			04/07/23 20:57	1

Lab Sample ID: LCS 400-620049/14
Matrix: Water
Analysis Batch: 620049

Client Sample ID: Lab Control Sample
Prep Type: Total/NA

Analyte	Spike Added	LCS Result	LCS Qualifier	Unit	D	%Rec	%Rec Limits
Chloride	50.0	48.8		mg/L		98	90 - 110

Lab Sample ID: MRL 400-620049/15
Matrix: Water
Analysis Batch: 620049

Client Sample ID: Lab Control Sample
Prep Type: Total/NA

Analyte	Spike Added	MRL Result	MRL Qualifier	Unit	D	%Rec	%Rec Limits
Chloride	2.00	2.51		mg/L		125	50 - 150

Lab Sample ID: 400-235302-9 MS
Matrix: Water
Analysis Batch: 620049

Client Sample ID: FB-01
Prep Type: Total/NA

Analyte	Sample Result	Sample Qualifier	Spike Added	MS Result	MS Qualifier	Unit	D	%Rec	%Rec Limits
Chloride	1.4	U	10.0	9.23		mg/L		92	73 - 120

Lab Sample ID: 400-235302-9 MSD
Matrix: Water
Analysis Batch: 620049

Client Sample ID: FB-01
Prep Type: Total/NA

Analyte	Sample Result	Sample Qualifier	Spike Added	MSD Result	MSD Qualifier	Unit	D	%Rec	%Rec Limits	RPD	RPD Limit
Chloride	1.4	U	10.0	9.16		mg/L		92	73 - 120	1	8

Method: SM 4500 Cl- E - Chloride, Total

Lab Sample ID: MB 400-620147/13
Matrix: Water
Analysis Batch: 620147

Client Sample ID: Method Blank
Prep Type: Total/NA

Analyte	MB Result	MB Qualifier	PQL	MDL	Unit	D	Prepared	Analyzed	Dil Fac
Chloride	1.4	U	2.0	1.4	mg/L			04/09/23 19:53	1

Lab Sample ID: LCS 400-620147/14
Matrix: Water
Analysis Batch: 620147

Client Sample ID: Lab Control Sample
Prep Type: Total/NA

Analyte	Spike Added	LCS Result	LCS Qualifier	Unit	D	%Rec	%Rec Limits
Chloride	50.0	46.6		mg/L		93	90 - 110

Lab Sample ID: MRL 400-620147/15
Matrix: Water
Analysis Batch: 620147

Client Sample ID: Lab Control Sample
Prep Type: Total/NA

Analyte	Spike Added	MRL Result	MRL Qualifier	Unit	D	%Rec	%Rec Limits
Chloride	2.00	2.05		mg/L		103	50 - 150

Lab Sample ID: 400-235512-E-2 MS
Matrix: Water
Analysis Batch: 620147

Client Sample ID: Matrix Spike
Prep Type: Total/NA

Analyte	Sample Result	Sample Qualifier	Spike Added	MS Result	MS Qualifier	Unit	D	%Rec	%Rec Limits
Chloride	1.4	U	10.0	9.37		mg/L		94	73 - 120

Lab Sample ID: 400-235512-E-2 MSD
Matrix: Water
Analysis Batch: 620147

Client Sample ID: Matrix Spike Duplicate
Prep Type: Total/NA

Analyte	Sample Result	Sample Qualifier	Spike Added	MSD Result	MSD Qualifier	Unit	D	%Rec	%Rec Limits	RPD	RPD Limit
Chloride	1.4	U	10.0	10.6	J3	mg/L		106	73 - 120	12	8

Method: SM 4500 F C - Fluoride

Lab Sample ID: MB 400-619751/10
Matrix: Water
Analysis Batch: 619751

Client Sample ID: Method Blank
Prep Type: Total/NA

Analyte	MB Result	MB Qualifier	PQL	MDL	Unit	D	Prepared	Analyzed	Dil Fac
Fluoride	0.070	U	0.10	0.070	mg/L			04/06/23 10:11	1

Lab Sample ID: LCS 400-619751/12
Matrix: Water
Analysis Batch: 619751

Client Sample ID: Lab Control Sample
Prep Type: Total/NA

Analyte	Spike Added	LCS Result	LCS Qualifier	Unit	D	%Rec	%Rec Limits
Fluoride	5.00	4.95		mg/L		99	90 - 110

Method: SM 4500 F C - Fluoride (Continued)

Lab Sample ID: MRL 400-619751/11
Matrix: Water
Analysis Batch: 619751

Client Sample ID: Lab Control Sample
Prep Type: Total/NA

Analyte			Spike Added	MRL Result	MRL Qualifier	Unit	D	%Rec	%Rec Limits		
Fluoride			0.100	0.104		mg/L		104			

Lab Sample ID: 400-235512-D-2 MS
Matrix: Water
Analysis Batch: 619751

Client Sample ID: Matrix Spike
Prep Type: Total/NA

Analyte	Sample Result	Sample Qualifier	Spike Added	MS Result	MS Qualifier	Unit	D	%Rec	%Rec Limits		
Fluoride	0.070	U	0.100	0.112		mg/L		112	75 - 125		

Lab Sample ID: 400-235512-D-2 MSD
Matrix: Water
Analysis Batch: 619751

Client Sample ID: Matrix Spike Duplicate
Prep Type: Total/NA

Analyte	Sample Result	Sample Qualifier	Spike Added	MSD Result	MSD Qualifier	Unit	D	%Rec	%Rec Limits	RPD	RPD Limit
Fluoride	0.070	U	0.100	0.117		mg/L		117	75 - 125	4	4

Lab Sample ID: 400-235302-1 DU
Matrix: Water
Analysis Batch: 619751

Client Sample ID: MW-06
Prep Type: Total/NA

Analyte	Sample Result	Sample Qualifier		DU Result	DU Qualifier	Unit	D			RPD	RPD Limit
Fluoride	0.070	U		0.070	U	mg/L				NC	4

Lab Sample ID: MB 400-620244/10
Matrix: Water
Analysis Batch: 620244

Client Sample ID: Method Blank
Prep Type: Total/NA

Analyte	MB Result	MB Qualifier	PQL	MDL	Unit	D	Prepared	Analyzed	Dil Fac
Fluoride	0.070	U	0.10	0.070	mg/L			04/10/23 13:14	1

Lab Sample ID: LCS 400-620244/12
Matrix: Water
Analysis Batch: 620244

Client Sample ID: Lab Control Sample
Prep Type: Total/NA

Analyte			Spike Added	LCS Result	LCS Qualifier	Unit	D	%Rec	%Rec Limits		
Fluoride			5.00	5.12		mg/L		102	90 - 110		

Lab Sample ID: MRL 400-620244/11
Matrix: Water
Analysis Batch: 620244

Client Sample ID: Lab Control Sample
Prep Type: Total/NA

Analyte			Spike Added	MRL Result	MRL Qualifier	Unit	D	%Rec	%Rec Limits		
Fluoride			0.100	0.0974	I	mg/L		97			

Lab Sample ID: 400-235302-5 MS
Matrix: Water
Analysis Batch: 620244

Client Sample ID: MW-07
Prep Type: Total/NA

Analyte	Sample Result	Sample Qualifier	Spike Added	MS Result	MS Qualifier	Unit	D	%Rec	%Rec Limits		
Fluoride	0.070	U	0.100	0.110		mg/L		110	75 - 125		

Method: SM 4500 F C - Fluoride

Lab Sample ID: 400-235302-5 MSD
Matrix: Water
Analysis Batch: 620244

Client Sample ID: MW-07
Prep Type: Total/NA

Analyte	Sample Result	Sample Qualifier	Spike Added	MSD Result	MSD Qualifier	Unit	D	%Rec	%Rec Limits	RPD	RPD Limit
Fluoride	0.070	U	0.100	0.114		mg/L		114	75 - 125	4	4

Lab Sample ID: 400-235303-B-4 DU
Matrix: Water
Analysis Batch: 620244

Client Sample ID: Duplicate
Prep Type: Total/NA

Analyte	Sample Result	Sample Qualifier		DU Result	DU Qualifier	Unit	D			RPD	RPD Limit
Fluoride	0.11			0.110		mg/L				4	4

Method: SM 4500 SO4 E - Sulfate, Total

Lab Sample ID: MB 400-619346/12
Matrix: Water
Analysis Batch: 619346

Client Sample ID: Method Blank
Prep Type: Total/NA

Analyte	MB Result	MB Qualifier	PQL	MDL	Unit	D	Prepared	Analyzed	Dil Fac
Sulfate	1.4	U	5.0	1.4	mg/L			04/03/23 17:55	1

Lab Sample ID: LCS 400-619346/13
Matrix: Water
Analysis Batch: 619346

Client Sample ID: Lab Control Sample
Prep Type: Total/NA

Analyte			Spike Added	LCS Result	LCS Qualifier	Unit	D	%Rec	%Rec Limits		
Sulfate			15.0	14.9		mg/L		99	90 - 110		

Lab Sample ID: MRL 400-619346/14
Matrix: Water
Analysis Batch: 619346

Client Sample ID: Lab Control Sample
Prep Type: Total/NA

Analyte			Spike Added	MRL Result	MRL Qualifier	Unit	D	%Rec	%Rec Limits		
Sulfate			5.00	4.76	I	mg/L		95	50 - 150		

Lab Sample ID: 400-235302-9 MS
Matrix: Water
Analysis Batch: 619346

Client Sample ID: FB-01
Prep Type: Total/NA

Analyte	Sample Result	Sample Qualifier	Spike Added	MS Result	MS Qualifier	Unit	D	%Rec	%Rec Limits		
Sulfate	1.4	U	10.0	9.87		mg/L		99	77 - 128		

Lab Sample ID: 400-235302-9 MSD
Matrix: Water
Analysis Batch: 619346

Client Sample ID: FB-01
Prep Type: Total/NA

Analyte	Sample Result	Sample Qualifier	Spike Added	MSD Result	MSD Qualifier	Unit	D	%Rec	%Rec Limits	RPD	RPD Limit
Sulfate	1.4	U	10.0	9.77		mg/L		98	77 - 128	1	5

Eurofins Pensacola
3355 McLemore Drive
Pensacola, FL 32514
Phone: 850-474-1001 Fax: 850-478-2671

Chain of Custody Record

eurofins | Environment Testing

Client Information	Sampler: Rob Hagendorfer / Todd Voreis	Lab PM: Whitmire, Cheyenne R	Carrier Tracking No(s):	COC No: 400-119414-29464.1
Client Contact: Barry Evans	Phone: 850-336-0192	E-Mail: Cheyenne.Whitmire@et.eurofinsus.com	State of Origin:	Page: Page 1 of 2 RDH - 3-30-23
Company: Florida Power and Light	PWSID:			Job #:
Address: BIN 731 One Energy Place	Due Date Requested:			
City: Pensacola	TAT Requested (days):			
State, Zip: FL, 32520	Compliance Project: Δ Yes Δ No			
Phone: 850-444-6427(Tel)	PO #: 2000403482			
Email: Barry.Evans@nexteraenergy.com	WO #: 3000004117			
Project Name: CCR Smith Plant	Project #: 40006609			
Site: Florida	SSOW#:			

Analysis Requested

400-235302 COC

Preservation Codes:
A - HCL, B - NaOH, C - Zn Acetate, D - Nitric Acid, E - NaHSO4, F - MeOH, G - Amchlor, H - Ascorbic Acid, I - Ice, J - DI Water, K - EDTA, L - EDA, M - Hexane, N - None, O - AsNaO2, P - Na2O4S, Q - Na2SO3, R - Na2S2O3, S - H2SO4, T - TSP Dodecahydrate, U - Acetone, V - MCAA, W - pH 4-5, Y - Trizma, Z - other (specify)
Other:

Sample Identification	Sample Date	Sample Time	Sample Type (C=Comp, G=grab)	Matrix (W=water, S=solid, O=waste/oil, BT=Tissue, A=Air)	Field Filtered Sample (Yes or No)	Perform MS/MSD (Yes or No)	4500_F_C - Fluoride	6020, 7470A	2540C - TDS	SM4500_SO4_E - Sulfate	9315_Ra226, 9320_Ra228, Ra226Ra228_GFPC	SM4500_Cl_E - Chloride	FieldSampling - Field Sampling Parameters	Total Number of containers	Special Instructions/Note:
			Preservation Code:				N	D	N	N	D	N	N		
MW-06	3-29-23	1037	G	Water	N	N	X	X	X	X	X	X	X	3	
MW-08R	3-29-23	1603	G	Water	N	N	X	X	X	X	X	X	X	3	
MW-10R	3-30-23	1023	G	Water	N	N	X	X	X	X	X	X	X	3	
MW-13R	3-29-23	1213	G	Water	N	N	X	X	X	X	X	X	X	3	
MW-07	3-29-23	1310	G	Water	N	N	X	X	X	X	X	X	X	3	
MW-09R	3-30-23	1146	G	Water	N	N	X	X	X	X	X	X	X	3	
MW-11R	3-29-23	1704	G	Water	N	N	X	X	X	X	X	X	X	3	
MW-14R	3-29-23	1733	G	Water	N	N	X	X	X	X	X	X	X	3	
FB-01	3-29-23	1616	G	Water	N	N	X	X	X	X	X	X		3	
EB-01	3-29-23	1623	G	Water	N	N	X	X	X	X	X	X		3	
FB-02	3-30-23	0755	G	water	N	N	X	X	X	X	X	X		3	

Possible Hazard Identification
☐ Non-Hazard ☐ Flammable ☐ Skin Irritant ☐ Poison B ☐ Unknown ☐ Radiological

Sample Disposal (A fee may be assessed if samples are retained longer than 1 month)
☐ Return To Client ☐ Disposal By Lab ☐ Archive For _____ Months

Deliverable Requested: I, II, III, IV, Other (specify)

Special Instructions/QC Requirements:

Empty Kit Relinquished by:	Date:	Time:	Method of Shipment:

	Relinquished by:	Date/Time:	Company	Received by:	Date/Time:	Company
1	[signature]	3-30-23 12:38	RDH ENV	Perceton Hagendorfer	3-30-23 12:38	RDH ENV
2	Perceton Hagendorfer	3-30-23 3:12 BH 3:41	RDH ENV		3/30/23 1541	EES
3						

Custody Seals Intact: Δ Yes Δ No | Custody Seal No.:

Cooler Temperature(s) °C and Other Remarks: 1.1 2.5 3.6 3.8 4.0 IR10

Ver: 06/08/2021

Login Sample Receipt Checklist

Client: Florida Power and Light

Job Number: 400-235302-1
SDG Number: Downgradient

Login Number: 235302
List Number: 1
Creator: Roberts, Alexis J

List Source: Eurofins Pensacola

Question	Answer	Comment
Radioactivity wasn't checked or is </= background as measured by a survey meter.	N/A	
The cooler's custody seal, if present, is intact.	N/A	
Sample custody seals, if present, are intact.	N/A	
The cooler or samples do not appear to have been compromised or tampered with.	True	
Samples were received on ice.	True	
Cooler Temperature is acceptable.	True	
Cooler Temperature is recorded.	True	1.1°C, 3.8°C, 4.0°C, 3.6°C, 2.5°C IR10
COC is present.	True	
COC is filled out in ink and legible.	True	
COC is filled out with all pertinent information.	True	
Is the Field Sampler's name present on COC?	True	
There are no discrepancies between the containers received and the COC.	True	
Samples are received within Holding Time (excluding tests with immediate HTs)	True	
Sample containers have legible labels.	True	
Containers are not broken or leaking.	True	
Sample collection date/times are provided.	True	
Appropriate sample containers are used.	True	
Sample bottles are completely filled.	True	
Sample Preservation Verified.	True	
There is sufficient vol. for all requested analyses, incl. any requested MS/MSDs	True	
Containers requiring zero headspace have no headspace or bubble is <6mm (1/4").	N/A	
Multiphasic samples are not present.	True	
Samples do not require splitting or compositing.	True	
Residual Chlorine Checked.	N/A	

Accreditation/Certification Summary

Client: Florida Power and Light
Project/Site: CCR Smith Plant

Job ID: 400-235302-1
SDG: Downgradient

Laboratory: Eurofins Pensacola

All accreditations/certifications held by this laboratory are listed. Not all accreditations/certifications are applicable to this report.

Authority	Program	Identification Number	Expiration Date
Alabama	State	40150	06-30-23
ANAB	ISO/IEC 17025	L2471	02-22-26
Arkansas DEQ	State	88-0689	09-01-23
California	State	2510	06-30-23
Florida	NELAP	E81010	06-30-23
Georgia	State	E81010(FL)	06-30-23
Illinois	NELAP	200041	10-09-23
Kansas	NELAP	E-10253	10-31-23
Kentucky (UST)	State	53	06-30-23
Louisiana (All)	NELAP	30976	06-30-23
Louisiana (DW)	State	LA017	12-31-23
Maryland	State	233	09-30-23
Michigan	State	9912	06-30-23
North Carolina (WW/SW)	State	314	12-31-23
Oklahoma	NELAP	9810	08-31-23
Pennsylvania	NELAP	68-00467	01-31-24
South Carolina	State	96026	06-30-23
Tennessee	State	TN02907	06-30-23
Texas	NELAP	T104704286	09-30-23
US Fish & Wildlife	US Federal Programs	A22340	06-30-23
USDA	US Federal Programs	P330-21-00056	05-17-24
USDA	US Federal Programs	FLGNV23001	01-08-26
Virginia	NELAP	460166	06-14-23
West Virginia DEP	State	136	03-31-24

eurofins | Environment Testing

ANALYTICAL REPORT

PREPARED FOR

Attn: Barry Evans
Florida Power and Light
BIN 731
One Energy Place
Pensacola, Florida 32520

Generated 5/3/2023 4:59:02 PM

JOB DESCRIPTION

CCR Smith Plant
SDG NUMBER Downgradient

JOB NUMBER

400-235302-2

Eurofins Pensacola
3355 McLemore Drive
Pensacola FL 32514

See page two for job notes and contact information.

myEOL

Job Notes

The test results in this report meet all NELAP requirements for accredited parameters, unless otherwise noted, and relate only to the referenced samples. Pursuant to NELAP, this report may not be reproduced, except in full, without written approval from the laboratory. For questions please contact the Project Manager at the e-mail address listed on this page, or the telephone number at the bottom of the page. Eurofins Environment Testing Southeast LLC, Pensacola Certifications and Approvals: Alabama (40150), Arizona (AZ0710), Arkansas (88-0689), Florida (E81010), Illinois (200041), Iowa (367), Kansas (E-10253), Kentucky UST (53), Louisiana (30748), Maryland (233), Massachusetts (M-FL094), Michigan (9912), New Hampshire (250510), New Jersey (FL006), North Carolina (314), Oklahoma (9810), Pennsylvania (68-00467), Rhode Island (LAO00307), South Carolina (96026), Tennessee (TN02907), Texas (T104704286-10-2), Virginia (00008), Washington (C2043), West Virginia (136), USDA Foreign Soil Permit (P330-08-00006).

The test results in this report relate only to the samples as received by the laboratory and will meet all requirements of the methodology, with any exceptions noted. This report shall not be reproduced except in full, without the express written approval of the laboratory. All questions should be directed to the Eurofins Environment Testing Southeast, LLC Project Manager.

Authorization



Generated
5/3/2023 4:59:02 PM

Authorized for release by
Cheyenne Whitmire, Project Manager II
Cheyenne.Whitmire@et.eurofinsus.com
(850)471-6222

Table of Contents

Cover Page 1
Table of Contents 3
Case Narrative 4
Method Summary 5
Sample Summary 6
Client Sample Results 7
Definitions 18
Chronicle 19
QC Association 22
QC Sample Results 23
Chain of Custody 25
Receipt Checklists 27
Certification Summary 29

Job ID: 400-235302-2

Laboratory: Eurofins Pensacola

Narrative

Job Narrative
400-235302-2

Receipt
The samples were received on 3/30/2023 3:41 PM. Unless otherwise noted below, the samples arrived in good condition, and where required, properly preserved and on ice. The temperatures of the 5 coolers at receipt time were 1.1º C, 2.5º C, 3.6º C, 3.8º C and 4.0º C.

RAD
Method 9315: Radium-226 batch 606317. Any minimum detectable concentration (MDC), critical value (DLC), or Safe Drinking Water Act detection limit (SDWA DL) is sample-specific unless otherwise stated elsewhere in this narrative. Radiochemistry sample results are reported with the count date/time applied as the Activity Reference Date. MW-06 (400-235302-1), MW-08R (400-235302-2), MW-10R (400-235302-3), MW-13R (400-235302-4), MW-07 (400-235302-5), MW-09R (400-235302-6), MW-11R (400-235302-7), MW-14R (400-235302-8), FB-01 (400-235302-9), EB-01 (400-235302-10), FB-02 (400-235302-11), (LCS 160-606317/2-A), (MB 160-606317/1-A) and (400-235302-A-11-C DU)

Method 9320: Radium-228 batch 606318. Any minimum detectable concentration (MDC), critical value (DLC), or Safe Drinking Water Act detection limit (SDWA DL) is sample-specific unless otherwise stated elsewhere in this narrative. Radiochemistry sample results are reported with the count date/time applied as the Activity Reference Date. MW-06 (400-235302-1), MW-08R (400-235302-2), MW-10R (400-235302-3), MW-13R (400-235302-4), MW-07 (400-235302-5), MW-09R (400-235302-6), MW-11R (400-235302-7), MW-14R (400-235302-8), FB-01 (400-235302-9), EB-01 (400-235302-10), FB-02 (400-235302-11), (LCS 160-606318/2-A), (MB 160-606318/1-A) and (400-235302-A-11-E DU)

No additional analytical or quality issues were noted, other than those described above or in the Definitions/Glossary page.

Method Summary

Client: Florida Power and Light
Project/Site: CCR Smith Plant

Job ID: 400-235302-2
SDG: Downgradient

Method	Method Description	Protocol	Laboratory
9315	Radium-226 (GFPC)	SW846	EET SL
9320	Radium-228 (GFPC)	SW846	EET SL
Ra226_Ra228	Combined Radium-226 and Radium-228	TAL-STL	EET SL
PrecSep_0	Preparation, Precipitate Separation	None	EET SL
PrecSep-21	Preparation, Precipitate Separation (21-Day In-Growth)	None	EET SL

Protocol References:

None = None

SW846 = "Test Methods For Evaluating Solid Waste, Physical/Chemical Methods", Third Edition, November 1986 And Its Updates.

TAL-STL = TestAmerica Laboratories, St. Louis, Facility Standard Operating Procedure.

Laboratory References:

EET SL = Eurofins St. Louis, 13715 Rider Trail North, Earth City, MO 63045, TEL (314)298-8566

Sample Summary

Client: Florida Power and Light
Project/Site: CCR Smith Plant

Job ID: 400-235302-2
SDG: Downgradient

Lab Sample ID	Client Sample ID	Matrix	Collected	Received
400-235302-1	MW-06	Water	03/29/23 10:37	03/30/23 15:41
400-235302-2	MW-08R	Water	03/29/23 16:03	03/30/23 15:41
400-235302-3	MW-10R	Water	03/30/23 10:23	03/30/23 15:41
400-235302-4	MW-13R	Water	03/29/23 12:13	03/30/23 15:41
400-235302-5	MW-07	Water	03/29/23 13:10	03/30/23 15:41
400-235302-6	MW-09R	Water	03/30/23 11:46	03/30/23 15:41
400-235302-7	MW-11R	Water	03/29/23 17:04	03/30/23 15:41
400-235302-8	MW-14R	Water	03/29/23 17:33	03/30/23 15:41
400-235302-9	FB-01	Water	03/29/23 16:16	03/30/23 15:41
400-235302-10	EB-01	Water	03/29/23 16:23	03/30/23 15:41
400-235302-11	FB-02	Water	03/30/23 07:55	03/30/23 15:41

Client Sample ID: MW-06

Date Collected: 03/29/23 10:37
Date Received: 03/30/23 15:41

Lab Sample ID: 400-235302-1

Matrix: Water

Method: SW846 9315 - Radium-226 (GFPC)

Analyte	Result	Qualifier	Count Uncert. (2σ+/-)	Total Uncert. (2σ+/-)	RL	MDC	Unit	Prepared	Analyzed	Dil Fac
Radium-226	8.85		0.595	0.994	1.00	0.110	pCi/L	04/06/23 09:24	05/02/23 10:00	1

Carrier	*%Yield*	*Qualifier*	*Limits*	*Prepared*	*Analyzed*	*Dil Fac*
Ba Carrier	*90.6*		*30 - 110*	*04/06/23 09:24*	*05/02/23 10:00*	*1*

Method: SW846 9320 - Radium-228 (GFPC)

Analyte	Result	Qualifier	Count Uncert. (2σ+/-)	Total Uncert. (2σ+/-)	RL	MDC	Unit	Prepared	Analyzed	Dil Fac
Radium-228	16.7		1.25	1.98	1.00	0.672	pCi/L	04/06/23 10:02	04/28/23 12:30	1

Carrier	*%Yield*	*Qualifier*	*Limits*	*Prepared*	*Analyzed*	*Dil Fac*
Ba Carrier	*90.6*		*30 - 110*	*04/06/23 10:02*	*04/28/23 12:30*	*1*
Y Carrier	*84.9*		*30 - 110*	*04/06/23 10:02*	*04/28/23 12:30*	*1*

Method: TAL-STL Ra226_Ra228 - Combined Radium-226 and Radium-228

Analyte	Result	Qualifier	Count Uncert. (2σ+/-)	Total Uncert. (2σ+/-)	RL	MDC	Unit	Prepared	Analyzed	Dil Fac
Combined Radium 226 + 228	25.5		1.38	2.22	5.00	0.672	pCi/L		05/02/23 14:17	1

Client Sample ID: MW-08R

Date Collected: 03/29/23 16:03
Date Received: 03/30/23 15:41

Lab Sample ID: 400-235302-2

Matrix: Water

Method: SW846 9315 - Radium-226 (GFPC)

Analyte	Result	Qualifier	Count Uncert. (2σ+/-)	Total Uncert. (2σ+/-)	RL	MDC	Unit	Prepared	Analyzed	Dil Fac
Radium-226	7.42		0.634	0.921	1.00	0.174	pCi/L	04/06/23 09:24	05/02/23 10:00	1

Carrier	*%Yield*	*Qualifier*	*Limits*	*Prepared*	*Analyzed*	*Dil Fac*
Ba Carrier	*93.2*		*30 - 110*	*04/06/23 09:24*	*05/02/23 10:00*	*1*

Method: SW846 9320 - Radium-228 (GFPC)

Analyte	Result	Qualifier	Count Uncert. (2σ+/-)	Total Uncert. (2σ+/-)	RL	MDC	Unit	Prepared	Analyzed	Dil Fac
Radium-228	13.7		1.26	1.78	1.00	0.639	pCi/L	04/06/23 10:02	04/28/23 12:31	1

Carrier	*%Yield*	*Qualifier*	*Limits*	*Prepared*	*Analyzed*	*Dil Fac*
Ba Carrier	*93.2*		*30 - 110*	*04/06/23 10:02*	*04/28/23 12:31*	*1*
Y Carrier	*88.6*		*30 - 110*	*04/06/23 10:02*	*04/28/23 12:31*	*1*

Method: TAL-STL Ra226_Ra228 - Combined Radium-226 and Radium-228

Analyte	Result	Qualifier	Count Uncert. (2σ+/-)	Total Uncert. (2σ+/-)	RL	MDC	Unit	Prepared	Analyzed	Dil Fac
Combined Radium 226 + 228	21.1		1.41	2.00	5.00	0.639	pCi/L		05/02/23 14:17	1

Client Sample Results

Client: Florida Power and Light
Project/Site: CCR Smith Plant

Job ID: 400-235302-2
SDG: Downgradient

Client Sample ID: MW-10R

Date Collected: 03/30/23 10:23
Date Received: 03/30/23 15:41

Lab Sample ID: 400-235302-3

Matrix: Water

Method: SW846 9315 - Radium-226 (GFPC)

Analyte	Result	Qualifier	Count Uncert. (2σ+/-)	Total Uncert. (2σ+/-)	RL	MDC	Unit	Prepared	Analyzed	Dil Fac
Radium-226	4.12		0.412	0.554	1.00	0.147	pCi/L	04/06/23 09:24	05/02/23 10:00	1

Carrier	*%Yield*	*Qualifier*	*Limits*	*Prepared*	*Analyzed*	*Dil Fac*
Ba Carrier	*93.4*		*30 - 110*	*04/06/23 09:24*	*05/02/23 10:00*	*1*

Method: SW846 9320 - Radium-228 (GFPC)

Analyte	Result	Qualifier	Count Uncert. (2σ+/-)	Total Uncert. (2σ+/-)	RL	MDC	Unit	Prepared	Analyzed	Dil Fac
Radium-228	5.67		0.723	0.892	1.00	0.543	pCi/L	04/06/23 10:02	04/28/23 12:31	1

Carrier	*%Yield*	*Qualifier*	*Limits*	*Prepared*	*Analyzed*	*Dil Fac*
Ba Carrier	*93.4*		*30 - 110*	*04/06/23 10:02*	*04/28/23 12:31*	*1*
Y Carrier	*92.0*		*30 - 110*	*04/06/23 10:02*	*04/28/23 12:31*	*1*

Method: TAL-STL Ra226_Ra228 - Combined Radium-226 and Radium-228

Analyte	Result	Qualifier	Count Uncert. (2σ+/-)	Total Uncert. (2σ+/-)	RL	MDC	Unit	Prepared	Analyzed	Dil Fac
Combined Radium 226 + 228	9.79		0.832	1.05	5.00	0.543	pCi/L		05/02/23 14:17	1

Client Sample ID: MW-13R

Date Collected: 03/29/23 12:13
Date Received: 03/30/23 15:41

Lab Sample ID: 400-235302-4

Matrix: Water

Method: SW846 9315 - Radium-226 (GFPC)

Analyte	Result	Qualifier	Count Uncert. (2σ+/-)	Total Uncert. (2σ+/-)	RL	MDC	Unit	Prepared	Analyzed	Dil Fac
Radium-226	9.20		0.719	1.10	1.00	0.177	pCi/L	04/06/23 09:24	05/02/23 10:00	1

Carrier	*%Yield*	*Qualifier*	*Limits*	*Prepared*	*Analyzed*	*Dil Fac*
Ba Carrier	*87.3*		*30 - 110*	*04/06/23 09:24*	*05/02/23 10:00*	*1*

Method: SW846 9320 - Radium-228 (GFPC)

Analyte	Result	Qualifier	Count Uncert. (2σ+/-)	Total Uncert. (2σ+/-)	RL	MDC	Unit	Prepared	Analyzed	Dil Fac
Radium-228	5.00		0.832	0.951	1.00	0.592	pCi/L	04/06/23 10:02	04/28/23 12:31	1

Carrier	*%Yield*	*Qualifier*	*Limits*	*Prepared*	*Analyzed*	*Dil Fac*
Ba Carrier	*87.3*		*30 - 110*	*04/06/23 10:02*	*04/28/23 12:31*	*1*
Y Carrier	*83.7*		*30 - 110*	*04/06/23 10:02*	*04/28/23 12:31*	*1*

Method: TAL-STL Ra226_Ra228 - Combined Radium-226 and Radium-228

Analyte	Result	Qualifier	Count Uncert. (2σ+/-)	Total Uncert. (2σ+/-)	RL	MDC	Unit	Prepared	Analyzed	Dil Fac
Combined Radium 226 + 228	14.2		1.10	1.45	5.00	0.592	pCi/L		05/02/23 14:17	1

Client Sample Results

Client: Florida Power and Light
Project/Site: CCR Smith Plant

Job ID: 400-235302-2
SDG: Downgradient

Client Sample ID: MW-07

Date Collected: 03/29/23 13:10
Date Received: 03/30/23 15:41

Lab Sample ID: 400-235302-5

Matrix: Water

Method: SW846 9315 - Radium-226 (GFPC)

Analyte	Result	Qualifier	Count Uncert. (2σ+/-)	Total Uncert. (2σ+/-)	RL	MDC	Unit	Prepared	Analyzed	Dil Fac
Radium-226	23.2		1.09	2.35	1.00	0.186	pCi/L	04/06/23 09:24	05/02/23 10:02	1

Carrier	*%Yield*	*Qualifier*	*Limits*	*Prepared*	*Analyzed*	*Dil Fac*
Ba Carrier	*98.5*		*30 - 110*	*04/06/23 09:24*	*05/02/23 10:02*	*1*

Method: SW846 9320 - Radium-228 (GFPC)

Analyte	Result	Qualifier	Count Uncert. (2σ+/-)	Total Uncert. (2σ+/-)	RL	MDC	Unit	Prepared	Analyzed	Dil Fac
Radium-228	3.91		0.703	0.790	1.00	0.538	pCi/L	04/06/23 10:02	04/28/23 12:31	1

Carrier	*%Yield*	*Qualifier*	*Limits*	*Prepared*	*Analyzed*	*Dil Fac*
Ba Carrier	*98.5*		*30 - 110*	*04/06/23 10:02*	*04/28/23 12:31*	*1*
Y Carrier	*84.1*		*30 - 110*	*04/06/23 10:02*	*04/28/23 12:31*	*1*

Method: TAL-STL Ra226_Ra228 - Combined Radium-226 and Radium-228

Analyte	Result	Qualifier	Count Uncert. (2σ+/-)	Total Uncert. (2σ+/-)	RL	MDC	Unit	Prepared	Analyzed	Dil Fac
Combined Radium 226 + 228	27.1		1.30	2.48	5.00	0.538	pCi/L		05/02/23 14:17	1

Client Sample ID: MW-09R

Date Collected: 03/30/23 11:46
Date Received: 03/30/23 15:41

Lab Sample ID: 400-235302-6

Matrix: Water

Method: SW846 9315 - Radium-226 (GFPC)

Analyte	Result	Qualifier	Count Uncert. (2σ+/-)	Total Uncert. (2σ+/-)	RL	MDC	Unit	Prepared	Analyzed	Dil Fac
Radium-226	4.12		0.476	0.603	1.00	0.222	pCi/L	04/06/23 09:24	05/02/23 10:02	1

Carrier	*%Yield*	*Qualifier*	*Limits*	*Prepared*	*Analyzed*	*Dil Fac*
Ba Carrier	*94.9*		*30 - 110*	*04/06/23 09:24*	*05/02/23 10:02*	*1*

Method: SW846 9320 - Radium-228 (GFPC)

Analyte	Result	Qualifier	Count Uncert. (2σ+/-)	Total Uncert. (2σ+/-)	RL	MDC	Unit	Prepared	Analyzed	Dil Fac
Radium-228	2.43		0.636	0.674	1.00	0.682	pCi/L	04/06/23 10:02	04/28/23 12:31	1

Carrier	*%Yield*	*Qualifier*	*Limits*	*Prepared*	*Analyzed*	*Dil Fac*
Ba Carrier	*94.9*		*30 - 110*	*04/06/23 10:02*	*04/28/23 12:31*	*1*
Y Carrier	*86.0*		*30 - 110*	*04/06/23 10:02*	*04/28/23 12:31*	*1*

Method: TAL-STL Ra226_Ra228 - Combined Radium-226 and Radium-228

Analyte	Result	Qualifier	Count Uncert. (2σ+/-)	Total Uncert. (2σ+/-)	RL	MDC	Unit	Prepared	Analyzed	Dil Fac
Combined Radium 226 + 228	6.55		0.794	0.904	5.00	0.682	pCi/L		05/02/23 14:17	1

Client Sample ID: MW-11R

Date Collected: 03/29/23 17:04
Date Received: 03/30/23 15:41

Lab Sample ID: 400-235302-7

Matrix: Water

Method: SW846 9315 - Radium-226 (GFPC)

Analyte	Result	Qualifier	Count Uncert. (2σ+/-)	Total Uncert. (2σ+/-)	RL	MDC	Unit	Prepared	Analyzed	Dil Fac
Radium-226	13.6		0.867	1.50	1.00	0.226	pCi/L	04/06/23 09:24	05/02/23 10:03	1

Carrier	*%Yield*	*Qualifier*	*Limits*	*Prepared*	*Analyzed*	*Dil Fac*
Ba Carrier	*93.4*		*30 - 110*	*04/06/23 09:24*	*05/02/23 10:03*	*1*

Method: SW846 9320 - Radium-228 (GFPC)

Analyte	Result	Qualifier	Count Uncert. (2σ+/-)	Total Uncert. (2σ+/-)	RL	MDC	Unit	Prepared	Analyzed	Dil Fac
Radium-228	7.81		0.991	1.22	1.00	0.644	pCi/L	04/06/23 10:02	04/28/23 12:33	1

Carrier	*%Yield*	*Qualifier*	*Limits*	*Prepared*	*Analyzed*	*Dil Fac*
Ba Carrier	*93.4*		*30 - 110*	*04/06/23 10:02*	*04/28/23 12:33*	*1*
Y Carrier	*85.6*		*30 - 110*	*04/06/23 10:02*	*04/28/23 12:33*	*1*

Method: TAL-STL Ra226_Ra228 - Combined Radium-226 and Radium-228

Analyte	Result	Qualifier	Count Uncert. (2σ+/-)	Total Uncert. (2σ+/-)	RL	MDC	Unit	Prepared	Analyzed	Dil Fac
Combined Radium 226 + 228	21.4		1.32	1.93	5.00	0.644	pCi/L		05/02/23 14:17	1

Client Sample ID: MW-14R

Date Collected: 03/29/23 17:33
Date Received: 03/30/23 15:41

Lab Sample ID: 400-235302-8

Matrix: Water

Method: SW846 9315 - Radium-226 (GFPC)

Analyte	Result	Qualifier	Count Uncert. (2σ+/-)	Total Uncert. (2σ+/-)	RL	MDC	Unit	Prepared	Analyzed	Dil Fac
Radium-226	**0.485**		0.207	0.212	1.00	0.243	pCi/L	04/06/23 09:24	05/02/23 10:03	1

Carrier	*%Yield*	*Qualifier*	*Limits*	*Prepared*	*Analyzed*	*Dil Fac*
Ba Carrier	*83.8*		*30 - 110*	*04/06/23 09:24*	*05/02/23 10:03*	*1*

Method: SW846 9320 - Radium-228 (GFPC)

Analyte	Result	Qualifier	Count Uncert. (2σ+/-)	Total Uncert. (2σ+/-)	RL	MDC	Unit	Prepared	Analyzed	Dil Fac
Radium-228	0.150	U	0.357	0.357	1.00	0.635	pCi/L	04/06/23 10:02	04/28/23 12:33	1

Carrier	*%Yield*	*Qualifier*	*Limits*	*Prepared*	*Analyzed*	*Dil Fac*
Ba Carrier	*83.8*		*30 - 110*	*04/06/23 10:02*	*04/28/23 12:33*	*1*
Y Carrier	*85.2*		*30 - 110*	*04/06/23 10:02*	*04/28/23 12:33*	*1*

Method: TAL-STL Ra226_Ra228 - Combined Radium-226 and Radium-228

Analyte	Result	Qualifier	Count Uncert. (2σ+/-)	Total Uncert. (2σ+/-)	RL	MDC	Unit	Prepared	Analyzed	Dil Fac
Combined Radium 226 + 228	**0.635**		0.413	0.415	5.00	0.635	pCi/L		05/02/23 14:17	1

Client Sample Results

Client: Florida Power and Light
Project/Site: CCR Smith Plant

Job ID: 400-235302-2
SDG: Downgradient

Client Sample ID: FB-01

Date Collected: 03/29/23 16:16
Date Received: 03/30/23 15:41

Lab Sample ID: 400-235302-9

Matrix: Water

Method: SW846 9315 - Radium-226 (GFPC)

Analyte	Result	Qualifier	Count Uncert. (2σ+/-)	Total Uncert. (2σ+/-)	RL	MDC	Unit	Prepared	Analyzed	Dil Fac
Radium-226	0.0357	U	0.123	0.123	1.00	0.228	pCi/L	04/06/23 09:24	05/02/23 10:03	1

Carrier	*%Yield*	*Qualifier*	*Limits*	*Prepared*	*Analyzed*	*Dil Fac*
Ba Carrier	*72.7*		*30 - 110*	*04/06/23 09:24*	*05/02/23 10:03*	*1*

Method: SW846 9320 - Radium-228 (GFPC)

Analyte	Result	Qualifier	Count Uncert. (2σ+/-)	Total Uncert. (2σ+/-)	RL	MDC	Unit	Prepared	Analyzed	Dil Fac
Radium-228	0.0441	U	0.361	0.361	1.00	0.665	pCi/L	04/06/23 10:02	04/28/23 12:33	1

Carrier	*%Yield*	*Qualifier*	*Limits*	*Prepared*	*Analyzed*	*Dil Fac*
Ba Carrier	*72.7*		*30 - 110*	*04/06/23 10:02*	*04/28/23 12:33*	*1*
Y Carrier	*83.4*		*30 - 110*	*04/06/23 10:02*	*04/28/23 12:33*	*1*

Method: TAL-STL Ra226_Ra228 - Combined Radium-226 and Radium-228

Analyte	Result	Qualifier	Count Uncert. (2σ+/-)	Total Uncert. (2σ+/-)	RL	MDC	Unit	Prepared	Analyzed	Dil Fac
Combined Radium 226 + 228	0.0799	U	0.381	0.381	5.00	0.665	pCi/L		05/02/23 14:17	1

Client Sample ID: EB-01

Date Collected: 03/29/23 16:23
Date Received: 03/30/23 15:41

Lab Sample ID: 400-235302-10

Matrix: Water

Method: SW846 9315 - Radium-226 (GFPC)

Analyte	Result	Qualifier	Count Uncert. (2σ+/-)	Total Uncert. (2σ+/-)	RL	MDC	Unit	Prepared	Analyzed	Dil Fac
Radium-226	-0.0174	U	0.0614	0.0614	1.00	0.141	pCi/L	04/06/23 09:24	05/02/23 10:04	1

Carrier	*%Yield*	*Qualifier*	*Limits*	*Prepared*	*Analyzed*	*Dil Fac*
Ba Carrier	*91.6*		*30 - 110*	*04/06/23 09:24*	*05/02/23 10:04*	*1*

Method: SW846 9320 - Radium-228 (GFPC)

Analyte	Result	Qualifier	Count Uncert. (2σ+/-)	Total Uncert. (2σ+/-)	RL	MDC	Unit	Prepared	Analyzed	Dil Fac
Radium-228	0.362	U	0.318	0.320	1.00	0.501	pCi/L	04/06/23 10:02	04/28/23 12:34	1

Carrier	*%Yield*	*Qualifier*	*Limits*	*Prepared*	*Analyzed*	*Dil Fac*
Ba Carrier	*91.6*		*30 - 110*	*04/06/23 10:02*	*04/28/23 12:34*	*1*
Y Carrier	*86.7*		*30 - 110*	*04/06/23 10:02*	*04/28/23 12:34*	*1*

Method: TAL-STL Ra226_Ra228 - Combined Radium-226 and Radium-228

Analyte	Result	Qualifier	Count Uncert. (2σ+/-)	Total Uncert. (2σ+/-)	RL	MDC	Unit	Prepared	Analyzed	Dil Fac
Combined Radium 226 + 228	0.345	U	0.324	0.326	5.00	0.501	pCi/L		05/02/23 14:17	1

Client Sample Results

Client: Florida Power and Light
Project/Site: CCR Smith Plant

Job ID: 400-235302-2
SDG: Downgradient

Client Sample ID: FB-02

Date Collected: 03/30/23 07:55
Date Received: 03/30/23 15:41

Lab Sample ID: 400-235302-11

Matrix: Water

Method: SW846 9315 - Radium-226 (GFPC)

Analyte	Result	Qualifier	Count Uncert. (2σ+/-)	Total Uncert. (2σ+/-)	RL	MDC	Unit	Prepared	Analyzed	Dil Fac
Radium-226	0.0395	U	0.0786	0.0787	1.00	0.143	pCi/L	04/06/23 09:24	05/02/23 10:03	1

Carrier	*%Yield*	*Qualifier*	*Limits*	*Prepared*	*Analyzed*	*Dil Fac*
Ba Carrier	*82.3*		*30 - 110*	*04/06/23 09:24*	*05/02/23 10:03*	*1*

Method: SW846 9320 - Radium-228 (GFPC)

Analyte	Result	Qualifier	Count Uncert. (2σ+/-)	Total Uncert. (2σ+/-)	RL	MDC	Unit	Prepared	Analyzed	Dil Fac
Radium-228	0.0166	U	0.272	0.272	1.00	0.513	pCi/L	04/06/23 10:02	04/28/23 12:34	1

Carrier	*%Yield*	*Qualifier*	*Limits*	*Prepared*	*Analyzed*	*Dil Fac*
Ba Carrier	*82.3*		*30 - 110*	*04/06/23 10:02*	*04/28/23 12:34*	*1*
Y Carrier	*86.7*		*30 - 110*	*04/06/23 10:02*	*04/28/23 12:34*	*1*

Method: TAL-STL Ra226_Ra228 - Combined Radium-226 and Radium-228

Analyte	Result	Qualifier	Count Uncert. (2σ+/-)	Total Uncert. (2σ+/-)	RL	MDC	Unit	Prepared	Analyzed	Dil Fac
Combined Radium 226 + 228	0.0560	U	0.283	0.283	5.00	0.513	pCi/L		05/02/23 14:17	1

Definitions/Glossary

Client: Florida Power and Light
Project/Site: CCR Smith Plant

Job ID: 400-235302-2
SDG: Downgradient

Qualifiers

Rad

Qualifier	Qualifier Description
U	Result is less than the sample detection limit.

Glossary

Abbreviation	These commonly used abbreviations may or may not be present in this report.
¤	Listed under the "D" column to designate that the result is reported on a dry weight basis
%R	Percent Recovery
CFL	Contains Free Liquid
CFU	Colony Forming Unit
CNF	Contains No Free Liquid
DER	Duplicate Error Ratio (normalized absolute difference)
Dil Fac	Dilution Factor
DL	Detection Limit (DoD/DOE)
DL, RA, RE, IN	Indicates a Dilution, Re-analysis, Re-extraction, or additional Initial metals/anion analysis of the sample
DLC	Decision Level Concentration (Radiochemistry)
EDL	Estimated Detection Limit (Dioxin)
LOD	Limit of Detection (DoD/DOE)
LOQ	Limit of Quantitation (DoD/DOE)
MCL	EPA recommended "Maximum Contaminant Level"
MDA	Minimum Detectable Activity (Radiochemistry)
MDC	Minimum Detectable Concentration (Radiochemistry)
MDL	Method Detection Limit
ML	Minimum Level (Dioxin)
MPN	Most Probable Number
MQL	Method Quantitation Limit
NC	Not Calculated
ND	Not Detected at the reporting limit (or MDL or EDL if shown)
NEG	Negative / Absent
POS	Positive / Present
PQL	Practical Quantitation Limit
PRES	Presumptive
QC	Quality Control
RER	Relative Error Ratio (Radiochemistry)
RL	Reporting Limit or Requested Limit (Radiochemistry)
RPD	Relative Percent Difference, a measure of the relative difference between two points
TEF	Toxicity Equivalent Factor (Dioxin)
TEQ	Toxicity Equivalent Quotient (Dioxin)
TNTC	Too Numerous To Count

Lab Chronicle

Client: Florida Power and Light
Project/Site: CCR Smith Plant

Job ID: 400-235302-2
SDG: Downgradient

Client Sample ID: MW-06
Date Collected: 03/29/23 10:37
Date Received: 03/30/23 15:41

Lab Sample ID: 400-235302-1
Matrix: Water

Prep Type	Batch Type	Batch Method	Run	Dilution Factor	Batch Number	Analyst	Lab	Prepared or Analyzed
Total/NA	Prep	PrecSep-21			606317	DJP	EET SL	04/06/23 09:24
Total/NA	Analysis	9315		1	609636	FLC	EET SL	05/02/23 10:00
Total/NA	Prep	PrecSep_0			606318	DJP	EET SL	04/06/23 10:02
Total/NA	Analysis	9320		1	609233	FLC	EET SL	04/28/23 12:30
Total/NA	Analysis	Ra226_Ra228		1	609692	SCB	EET SL	05/02/23 14:17

Client Sample ID: MW-08R
Date Collected: 03/29/23 16:03
Date Received: 03/30/23 15:41

Lab Sample ID: 400-235302-2
Matrix: Water

Prep Type	Batch Type	Batch Method	Run	Dilution Factor	Batch Number	Analyst	Lab	Prepared or Analyzed
Total/NA	Prep	PrecSep-21			606317	DJP	EET SL	04/06/23 09:24
Total/NA	Analysis	9315		1	609636	FLC	EET SL	05/02/23 10:00
Total/NA	Prep	PrecSep_0			606318	DJP	EET SL	04/06/23 10:02
Total/NA	Analysis	9320		1	609234	FLC	EET SL	04/28/23 12:31
Total/NA	Analysis	Ra226_Ra228		1	609692	SCB	EET SL	05/02/23 14:17

Client Sample ID: MW-10R
Date Collected: 03/30/23 10:23
Date Received: 03/30/23 15:41

Lab Sample ID: 400-235302-3
Matrix: Water

Prep Type	Batch Type	Batch Method	Run	Dilution Factor	Batch Number	Analyst	Lab	Prepared or Analyzed
Total/NA	Prep	PrecSep-21			606317	DJP	EET SL	04/06/23 09:24
Total/NA	Analysis	9315		1	609636	FLC	EET SL	05/02/23 10:00
Total/NA	Prep	PrecSep_0			606318	DJP	EET SL	04/06/23 10:02
Total/NA	Analysis	9320		1	609234	FLC	EET SL	04/28/23 12:31
Total/NA	Analysis	Ra226_Ra228		1	609692	SCB	EET SL	05/02/23 14:17

Client Sample ID: MW-13R
Date Collected: 03/29/23 12:13
Date Received: 03/30/23 15:41

Lab Sample ID: 400-235302-4
Matrix: Water

Prep Type	Batch Type	Batch Method	Run	Dilution Factor	Batch Number	Analyst	Lab	Prepared or Analyzed
Total/NA	Prep	PrecSep-21			606317	DJP	EET SL	04/06/23 09:24
Total/NA	Analysis	9315		1	609636	FLC	EET SL	05/02/23 10:00
Total/NA	Prep	PrecSep_0			606318	DJP	EET SL	04/06/23 10:02
Total/NA	Analysis	9320		1	609234	FLC	EET SL	04/28/23 12:31
Total/NA	Analysis	Ra226_Ra228		1	609692	SCB	EET SL	05/02/23 14:17

Lab Chronicle

Client: Florida Power and Light
Project/Site: CCR Smith Plant

Job ID: 400-235302-2
SDG: Downgradient

Client Sample ID: MW-07
Date Collected: 03/29/23 13:10
Date Received: 03/30/23 15:41

Lab Sample ID: 400-235302-5
Matrix: Water

Prep Type	Batch Type	Batch Method	Run	Dilution Factor	Batch Number	Analyst	Lab	Prepared or Analyzed
Total/NA	Prep	PrecSep-21			606317	DJP	EET SL	04/06/23 09:24
Total/NA	Analysis	9315		1	609637	FLC	EET SL	05/02/23 10:02
Total/NA	Prep	PrecSep_0			606318	DJP	EET SL	04/06/23 10:02
Total/NA	Analysis	9320		1	609234	FLC	EET SL	04/28/23 12:31
Total/NA	Analysis	Ra226_Ra228		1	609692	SCB	EET SL	05/02/23 14:17

Client Sample ID: MW-09R
Date Collected: 03/30/23 11:46
Date Received: 03/30/23 15:41

Lab Sample ID: 400-235302-6
Matrix: Water

Prep Type	Batch Type	Batch Method	Run	Dilution Factor	Batch Number	Analyst	Lab	Prepared or Analyzed
Total/NA	Prep	PrecSep-21			606317	DJP	EET SL	04/06/23 09:24
Total/NA	Analysis	9315		1	609637	FLC	EET SL	05/02/23 10:02
Total/NA	Prep	PrecSep_0			606318	DJP	EET SL	04/06/23 10:02
Total/NA	Analysis	9320		1	609234	FLC	EET SL	04/28/23 12:31
Total/NA	Analysis	Ra226_Ra228		1	609692	SCB	EET SL	05/02/23 14:17

Client Sample ID: MW-11R
Date Collected: 03/29/23 17:04
Date Received: 03/30/23 15:41

Lab Sample ID: 400-235302-7
Matrix: Water

Prep Type	Batch Type	Batch Method	Run	Dilution Factor	Batch Number	Analyst	Lab	Prepared or Analyzed
Total/NA	Prep	PrecSep-21			606317	DJP	EET SL	04/06/23 09:24
Total/NA	Analysis	9315		1	609637	FLC	EET SL	05/02/23 10:03
Total/NA	Prep	PrecSep_0			606318	DJP	EET SL	04/06/23 10:02
Total/NA	Analysis	9320		1	609275	FLC	EET SL	04/28/23 12:33
Total/NA	Analysis	Ra226_Ra228		1	609692	SCB	EET SL	05/02/23 14:17

Client Sample ID: MW-14R
Date Collected: 03/29/23 17:33
Date Received: 03/30/23 15:41

Lab Sample ID: 400-235302-8
Matrix: Water

Prep Type	Batch Type	Batch Method	Run	Dilution Factor	Batch Number	Analyst	Lab	Prepared or Analyzed
Total/NA	Prep	PrecSep-21			606317	DJP	EET SL	04/06/23 09:24
Total/NA	Analysis	9315		1	609637	FLC	EET SL	05/02/23 10:03
Total/NA	Prep	PrecSep_0			606318	DJP	EET SL	04/06/23 10:02
Total/NA	Analysis	9320		1	609275	FLC	EET SL	04/28/23 12:33
Total/NA	Analysis	Ra226_Ra228		1	609692	SCB	EET SL	05/02/23 14:17

Lab Chronicle

Client: Florida Power and Light
Project/Site: CCR Smith Plant

Job ID: 400-235302-2
SDG: Downgradient

Client Sample ID: FB-01

Lab Sample ID: 400-235302-9

Date Collected: 03/29/23 16:16

Matrix: Water

Date Received: 03/30/23 15:41

Prep Type	Batch Type	Batch Method	Run	Dilution Factor	Batch Number	Analyst	Lab	Prepared or Analyzed
Total/NA	Prep	PrecSep-21			606317	DJP	EET SL	04/06/23 09:24
Total/NA	Analysis	9315		1	609637	FLC	EET SL	05/02/23 10:03
Total/NA	Prep	PrecSep_0			606318	DJP	EET SL	04/06/23 10:02
Total/NA	Analysis	9320		1	609275	FLC	EET SL	04/28/23 12:33
Total/NA	Analysis	Ra226_Ra228		1	609692	SCB	EET SL	05/02/23 14:17

Client Sample ID: EB-01

Lab Sample ID: 400-235302-10

Date Collected: 03/29/23 16:23

Matrix: Water

Date Received: 03/30/23 15:41

Prep Type	Batch Type	Batch Method	Run	Dilution Factor	Batch Number	Analyst	Lab	Prepared or Analyzed
Total/NA	Prep	PrecSep-21			606317	DJP	EET SL	04/06/23 09:24
Total/NA	Analysis	9315		1	609637	FLC	EET SL	05/02/23 10:04
Total/NA	Prep	PrecSep_0			606318	DJP	EET SL	04/06/23 10:02
Total/NA	Analysis	9320		1	609275	FLC	EET SL	04/28/23 12:34
Total/NA	Analysis	Ra226_Ra228		1	609692	SCB	EET SL	05/02/23 14:17

Client Sample ID: FB-02

Lab Sample ID: 400-235302-11

Date Collected: 03/30/23 07:55

Matrix: Water

Date Received: 03/30/23 15:41

Prep Type	Batch Type	Batch Method	Run	Dilution Factor	Batch Number	Analyst	Lab	Prepared or Analyzed
Total/NA	Prep	PrecSep-21			606317	DJP	EET SL	04/06/23 09:24
Total/NA	Analysis	9315		1	609637	FLC	EET SL	05/02/23 10:03
Total/NA	Prep	PrecSep_0			606318	DJP	EET SL	04/06/23 10:02
Total/NA	Analysis	9320		1	609275	FLC	EET SL	04/28/23 12:34
Total/NA	Analysis	Ra226_Ra228		1	609692	SCB	EET SL	05/02/23 14:17

Laboratory References:

EET SL = Eurofins St. Louis, 13715 Rider Trail North, Earth City, MO 63045, TEL (314)298-8566

Rad

Prep Batch: 606317

Lab Sample ID	Client Sample ID	Prep Type	Matrix	Method	Prep Batch
400-235302-1	MW-06	Total/NA	Water	PrecSep-21	
400-235302-2	MW-08R	Total/NA	Water	PrecSep-21	
400-235302-3	MW-10R	Total/NA	Water	PrecSep-21	
400-235302-4	MW-13R	Total/NA	Water	PrecSep-21	
400-235302-5	MW-07	Total/NA	Water	PrecSep-21	
400-235302-6	MW-09R	Total/NA	Water	PrecSep-21	
400-235302-7	MW-11R	Total/NA	Water	PrecSep-21	
400-235302-8	MW-14R	Total/NA	Water	PrecSep-21	
400-235302-9	FB-01	Total/NA	Water	PrecSep-21	
400-235302-10	EB-01	Total/NA	Water	PrecSep-21	
400-235302-11	FB-02	Total/NA	Water	PrecSep-21	
MB 160-606317/1-A	Method Blank	Total/NA	Water	PrecSep-21	
LCS 160-606317/2-A	Lab Control Sample	Total/NA	Water	PrecSep-21	
400-235302-11 DU	FB-02	Total/NA	Water	PrecSep-21	

Prep Batch: 606318

Lab Sample ID	Client Sample ID	Prep Type	Matrix	Method	Prep Batch
400-235302-1	MW-06	Total/NA	Water	PrecSep_0	
400-235302-2	MW-08R	Total/NA	Water	PrecSep_0	
400-235302-3	MW-10R	Total/NA	Water	PrecSep_0	
400-235302-4	MW-13R	Total/NA	Water	PrecSep_0	
400-235302-5	MW-07	Total/NA	Water	PrecSep_0	
400-235302-6	MW-09R	Total/NA	Water	PrecSep_0	
400-235302-7	MW-11R	Total/NA	Water	PrecSep_0	
400-235302-8	MW-14R	Total/NA	Water	PrecSep_0	
400-235302-9	FB-01	Total/NA	Water	PrecSep_0	
400-235302-10	EB-01	Total/NA	Water	PrecSep_0	
400-235302-11	FB-02	Total/NA	Water	PrecSep_0	
MB 160-606318/1-A	Method Blank	Total/NA	Water	PrecSep_0	
LCS 160-606318/2-A	Lab Control Sample	Total/NA	Water	PrecSep_0	
400-235302-11 DU	FB-02	Total/NA	Water	PrecSep_0	

Method: 9315 - Radium-226 (GFPC)

Lab Sample ID: MB 160-606317/1-A
Matrix: Water
Analysis Batch: 609638

Client Sample ID: Method Blank
Prep Type: Total/NA
Prep Batch: 606317

Analyte	MB Result	MB Qualifier	Count Uncert. (2σ+/-)	Total Uncert. (2σ+/-)	RL	MDC	Unit	Prepared	Analyzed	Dil Fac
Radium-226	0.03949	U	0.0840	0.0841	1.00	0.152	pCi/L	04/06/23 09:24	05/02/23 08:07	1

Carrier	*MB %Yield*	*MB Qualifier*	*Limits*	*Prepared*	*Analyzed*	*Dil Fac*
Ba Carrier	*89.1*		*30 - 110*	*04/06/23 09:24*	*05/02/23 08:07*	*1*

Lab Sample ID: LCS 160-606317/2-A
Matrix: Water
Analysis Batch: 609638

Client Sample ID: Lab Control Sample
Prep Type: Total/NA
Prep Batch: 606317

Analyte			Spike Added	LCS Result	LCS Qual	Total Uncert. (2σ+/-)	RL	MDC	Unit	%Rec	%Rec Limits		
Radium-226			11.3	10.79		1.18	1.00	0.148	pCi/L	95	70 - 113		

Carrier	*LCS %Yield*	*LCS Qualifier*	*Limits*
Ba Carrier	*87.1*		*30 - 110*

Lab Sample ID: 400-235302-11 DU
Matrix: Water
Analysis Batch: 609637

Client Sample ID: FB-02
Prep Type: Total/NA
Prep Batch: 606317

Analyte	Sample Result	Sample Qual		DU Result	DU Qual	Total Uncert. (2σ+/-)	RL	MDC	Unit			RER	RER Limit
Radium-226	0.0395	U		0.05604	U	0.0815	1.00	0.139	pCi/L			0.10	1

Carrier	*DU %Yield*	*DU Qualifier*	*Limits*
Ba Carrier	*95.7*		*30 - 110*

Method: 9320 - Radium-228 (GFPC)

Lab Sample ID: MB 160-606318/1-A
Matrix: Water
Analysis Batch: 609233

Client Sample ID: Method Blank
Prep Type: Total/NA
Prep Batch: 606318

Analyte	MB Result	MB Qualifier	Count Uncert. (2σ+/-)	Total Uncert. (2σ+/-)	RL	MDC	Unit	Prepared	Analyzed	Dil Fac
Radium-228	0.1234	U	0.309	0.309	1.00	0.545	pCi/L	04/06/23 10:02	04/28/23 12:29	1

Carrier	*MB %Yield*	*MB Qualifier*	*Limits*	*Prepared*	*Analyzed*	*Dil Fac*
Ba Carrier	*89.1*		*30 - 110*	*04/06/23 10:02*	*04/28/23 12:29*	*1*
Y Carrier	*83.0*		*30 - 110*	*04/06/23 10:02*	*04/28/23 12:29*	*1*

Method: 9320 - Radium-228 (GFPC) (Continued)

Lab Sample ID: LCS 160-606318/2-A
Matrix: Water
Analysis Batch: 609233

Client Sample ID: Lab Control Sample
Prep Type: Total/NA
Prep Batch: 606318

Analyte			Spike Added	LCS Result	LCS Qual	Total Uncert. (2σ+/-)	RL	MDC	Unit	%Rec	%Rec Limits		
Radium-228			8.00	8.106		1.16	1.00	0.473	pCi/L	101	75 - 125		

Carrier	*LCS %Yield*	*LCS Qualifier*	*Limits*
Ba Carrier	*87.1*		*30 - 110*
Y Carrier	*83.7*		*30 - 110*

Lab Sample ID: 400-235302-11 DU
Matrix: Water
Analysis Batch: 609275

Client Sample ID: FB-02
Prep Type: Total/NA
Prep Batch: 606318

Analyte	Sample Result	Sample Qual		DU Result	DU Qual	Total Uncert. (2σ+/-)	RL	MDC	Unit			RER	RER Limit
Radium-228	0.0166	U		-0.1785	U	0.241	1.00	0.507	pCi/L			0.38	1

Carrier	*DU %Yield*	*DU Qualifier*	*Limits*
Ba Carrier	*95.7*		*30 - 110*
Y Carrier	*87.5*		*30 - 110*

Eurofins Pensacola
3355 McLemore Drive
Pensacola, FL 32514
Phone: 850-474-1001 Fax: 850-478-2671

Chain of Custody Record

eurofins | Environment Testing

Client Information	Sampler: Rob Hagendorfer / Todd Voreis	Lab PM: Whitmire, Cheyenne R	Carrier Tracking No(s):	COC No: 400-119414-29464.1
Client Contact: Barry Evans	Phone: 850-336-0192	E-Mail: Cheyenne.Whitmire@et.eurofinsus.com	State of Origin:	Page: Page 1 of 2 RDH - 3-30-23
Company: Florida Power and Light	PWSID:			Job #:
Address: BIN 731 One Energy Place	Due Date Requested:			
City: Pensacola	TAT Requested (days):			
State, Zip: FL, 32520	Compliance Project: Δ Yes Δ No			
Phone: 850-444-6427(Tel)	PO #: 2000403482			
Email: Barry.Evans@nexteraenergy.com	WO #: 3000004117			
Project Name: CCR Smith Plant	Project #: 40006609			
Site: Florida	SSOW#:			

Analysis Requested

400-235302 COC

Preservation Codes:
A - HCL, B - NaOH, C - Zn Acetate, D - Nitric Acid, E - NaHSO4, F - MeOH, G - Amchlor, H - Ascorbic Acid, I - Ice, J - DI Water, K - EDTA, L - EDA, M - Hexane, N - None, O - AsNaO2, P - Na2O4S, Q - Na2SO3, R - Na2S2O3, S - H2SO4, T - TSP Dodecahydrate, U - Acetone, V - MCAA, W - pH 4-5, Y - Trizma, Z - other (specify)
Other:

Sample Identification	Sample Date	Sample Time	Sample Type (C=Comp, G=grab)	Matrix (W=water, S=solid, O=waste/oil, BT=Tissue, A=Air)	Field Filtered Sample (Yes or No)	Perform MS/MSD (Yes or No)	4500_F_C - Fluoride	6020, 7470A	2540C - TDS	SM4500_SO4_E - Sulfate	9315_Ra226, 9320_Ra228, Ra226Ra228_GFPC	SM4500_Cl_E - Chloride	FieldSampling - Field Sampling Parameters	Total Number of containers	Special Instructions/Note:
			Preservation Code:				N	D	N	N	D	N	N		
MW-06	3-29-23	1037	G	Water	No		X	X	X	X	X	X	X	3	
MW-08R	3-29-23	1603	G	Water	No		X	X	X	X	X	X	X	3	
MW-10R	3-30-23	1023	G	Water	No		X	X	X	X	X	X	X	3	
MW-13R	3-29-23	1213	G	Water	No		X	X	X	X	X	X	X	3	
MW-07	3-29-23	1310	G	Water	No		X	X	X	X	X	X	X	3	
MW-09R	3-30-23	1146	G	Water	No		X	X	X	X	X	X	X	3	
MW-11R	3-29-23	1704	G	Water	No		X	X	X	X	X	X	X	3	
MW-14R	3-29-23	1733	G	Water	No		X	X	X	X	X	X	X	3	
FB-01	3-29-23	1616	G	Water	No		X	X	X	X	X	X		3	
EB-01	3-29-23	1623	G	Water	No		X	X	X	X	X	X		3	
FB-02	3-30-23	0755	G	water	No		X	X	X	X	X	X		3	

Possible Hazard Identification
☐ Non-Hazard ☐ Flammable ☐ Skin Irritant ☐ Poison B ☐ Unknown ☐ Radiological

Sample Disposal (A fee may be assessed if samples are retained longer than 1 month)
☐ Return To Client ☐ Disposal By Lab ☐ Archive For _____ Months

Deliverable Requested: I, II, III, IV, Other (specify)

Special Instructions/QC Requirements:

Empty Kit Relinquished by:	Date:	Time:	Method of Shipment:

	Relinquished by:	Date/Time:	Company	Received by:	Date/Time:	Company
1	[signature]	3-30-23 12:38	RDH ENV	Perceton Hagendorfer	3-30-23 12:38	RDH ENV
2	Perceton Hagendorfer	3-30-23 3:12 BL 3:41	RDH ENV	[signature]	3/30/23 1541	EDS
3						

Custody Seals Intact: Δ Yes Δ No | Custody Seal No.:

Cooler Temperature(s) °C and Other Remarks: 1.1 2.5 3.6 3.8 4.0 IR10

Ver: 06/08/2021

Eurofins Pensacola
3355 McLemore Drive
Pensacola, FL 32514
Phone: 850-474-1001 Fax: 850-478-2671

Chain of Custody Record

eurofins | Environment Testing

Client Information	Sampler: Kyle Hagendorfer	Lab PM: Whitmire, Cheyenne R	Carrier Tracking No(s):	COC No: 400-119415-31203.1
Client Contact: Barry Evans	Phone: 850-336-0192	E-Mail: Cheyenne.Whitmire@et.eurofinsus.com	State of Origin:	Page: Page 1 of 1
Company: Florida Power and Light	PWSID:			Job #:

Address: BIN 731 One Energy Place	Due Date Requested:
City: Pensacola	TAT Requested (days):
State, Zip: FL, 32520	Compliance Project: Δ Yes Δ No
Phone: 850-444-6427(Tel)	PO #: 2000403482
Email: Barry.Evans@nexteraenergy.com	WO #: 3000004117
Project Name: CCR Smith Plant Delineation Sampling Event Desc: CCR Smith I	Project #: 40006609
Site: Florida	SSOW#:

Analysis Requested

Preservation Codes:

A - HCL, B - NaOH, C - Zn Acetate, D - Nitric Acid, E - NaHSO4, F - MeOH, G - Amchlor, H - Ascorbic Acid, I - Ice, J - DI Water, K - EDTA, L - EDA, M - Hexane, N - None, O - AsNaO2, P - Na2O4S, Q - Na2SO3, R - Na2S2O3, S - H2SO4, T - TSP Dodecahydrate, U - Acetone, V - MCAA, W - pH 4-5, Y - Trizma, Z - other (specify)

Other:

Sample Identification	Sample Date	Sample Time	Sample Type (C=comp, G=grab)	Matrix (W=water, S=solid, O=waste/oil, BT=Tissue, A=Air)	Field Filtered Sample (Yes or No)	Perform MS/MSD (Yes or No)	9315_Ra226, 9320_Ra228, Ra226Ra228_GFPC	SM4500_Cl_E - Chloride	FieldSampling - Field Sampling Parameters	6020, 7470A	2540C - Total Dissolved Solids	4500_F_C - Fluoride	SM4500_SO4_E - Sulfate	Total Number of containers	Special Instructions/Note:
			Preservation Code:				D	N	N	D	N	N	N		
MWI-12A	3-30-23	0953	G	Water	N		X	X	X	X	X	X	X	3	
PZ-14	3-29-23	0939	G	Water	N		X	X	X	X	X	X	X	3	
~~MW-11 HORIZONTAL~~ RDH 3-30-23				Water											
~~MW-13 HORIZONTAL~~ RDH 3-30-23				Water											
				Water											

Possible Hazard Identification
☐ Non-Hazard ☐ Flammable ☐ Skin Irritant ☐ Poison B ☐ Unknown ☐ Radiological

Sample Disposal (A fee may be assessed if samples are retained longer than 1 month)
☐ Return To Client ☐ Disposal By Lab ☐ Archive For _____ Months

Deliverable Requested: I, II, III, IV, Other (specify)

Special Instructions/QC Requirements:

Empty Kit Relinquished by:	Date:	Time:	Method of Shipment:

Relinquished by:	Date/Time: 3-30-23 12:38	Company RDH ENV.	Received by: Princeton Hagendorfer	Date/Time: 3/30/23 12:38	Company RDH
Relinquished by: Princeton Hagendorfer ~~3-12~~ BLD	Date/Time: 3/30/23 ~~13:41~~	Company RDH	Received by:	Date/Time: 3/30/23 1541	Company EELS
Relinquished by:	Date/Time:	Company	Received by:	Date/Time:	Company

Custody Seals Intact: Δ Yes Δ No	Custody Seal No.:	Cooler Temperature(s) °C and Other Remarks:

Ver: 06/08/2021

Login Sample Receipt Checklist

Client: Florida Power and Light

Job Number: 400-235302-2
SDG Number: Downgradient

Login Number: 235302
List Number: 1
Creator: Roberts, Alexis J

List Source: Eurofins Pensacola

Question	Answer	Comment
Radioactivity wasn't checked or is </= background as measured by a survey meter.	N/A	
The cooler's custody seal, if present, is intact.	N/A	
Sample custody seals, if present, are intact.	N/A	
The cooler or samples do not appear to have been compromised or tampered with.	True	
Samples were received on ice.	True	
Cooler Temperature is acceptable.	True	
Cooler Temperature is recorded.	True	1.1°C, 3.8°C, 4.0°C, 3.6°C, 2.5°C IR10
COC is present.	True	
COC is filled out in ink and legible.	True	
COC is filled out with all pertinent information.	True	
Is the Field Sampler's name present on COC?	True	
There are no discrepancies between the containers received and the COC.	True	
Samples are received within Holding Time (excluding tests with immediate HTs)	True	
Sample containers have legible labels.	True	
Containers are not broken or leaking.	True	
Sample collection date/times are provided.	True	
Appropriate sample containers are used.	True	
Sample bottles are completely filled.	True	
Sample Preservation Verified.	True	
There is sufficient vol. for all requested analyses, incl. any requested MS/MSDs	True	
Containers requiring zero headspace have no headspace or bubble is <6mm (1/4").	N/A	
Multiphasic samples are not present.	True	
Samples do not require splitting or compositing.	True	
Residual Chlorine Checked.	N/A	

Login Sample Receipt Checklist

Client: Florida Power and Light

Job Number: 400-235302-2
SDG Number: Downgradient

Login Number: 235302
List Number: 2
Creator: Sharkey-Gonzalez, Briana L

List Source: Eurofins St. Louis
List Creation: 04/03/23 02:10 PM

Question	Answer	Comment
Radioactivity wasn't checked or is </= background as measured by a survey meter.	True	
The cooler's custody seal, if present, is intact.	True	
Sample custody seals, if present, are intact.	True	
The cooler or samples do not appear to have been compromised or tampered with.	True	
Samples were received on ice.	N/A	
Cooler Temperature is acceptable.	True	
Cooler Temperature is recorded.	True	
COC is present.	True	
COC is filled out in ink and legible.	True	
COC is filled out with all pertinent information.	True	
Is the Field Sampler's name present on COC?	True	
There are no discrepancies between the containers received and the COC.	True	
Samples are received within Holding Time (excluding tests with immediate HTs)	True	
Sample containers have legible labels.	True	
Containers are not broken or leaking.	True	
Sample collection date/times are provided.	True	
Appropriate sample containers are used.	True	
Sample bottles are completely filled.	True	
Sample Preservation Verified.	True	
There is sufficient vol. for all requested analyses, incl. any requested MS/MSDs	True	
Containers requiring zero headspace have no headspace or bubble is <6mm (1/4").	True	
Multiphasic samples are not present.	True	
Samples do not require splitting or compositing.	True	
Residual Chlorine Checked.	N/A	

Accreditation/Certification Summary

Client: Florida Power and Light
Project/Site: CCR Smith Plant

Job ID: 400-235302-2
SDG: Downgradient

Laboratory: Eurofins St. Louis

All accreditations/certifications held by this laboratory are listed. Not all accreditations/certifications are applicable to this report.

Authority	Program	Identification Number	Expiration Date
Alaska (UST)	State	20-001	05-06-25
ANAB	Dept. of Defense ELAP	L2305	04-06-25
ANAB	Dept. of Energy	L2305.01	04-06-25
ANAB	ISO/IEC 17025	L2305	04-06-25
Arizona	State	AZ0813	12-08-23
California	Los Angeles County Sanitation Districts	10259	06-30-22 *
California	State	2886	06-30-23
Florida	NELAP	E87689	06-30-23
HI - RadChem Recognition	State	n/a	06-30-23
Illinois	NELAP	200023	11-30-23
Iowa	State	373	12-01-24
Kansas	NELAP	E-10236	10-31-23
Kentucky (DW)	State	KY90125	12-31-23
Kentucky (WW)	State	KY90125 (Permit KY0004049)	12-31-23
Louisiana (All)	NELAP	04080	06-30-23
Louisiana (DW)	State	LA011	12-31-23
Maryland	State	310	09-30-23
MI - RadChem Recognition	State	9005	06-30-23
Missouri	State	780	06-30-25
Nevada	State	MO000542020-1	07-31-23
New Jersey	NELAP	MO002	06-30-23
New York	NELAP	11616	03-31-24
North Carolina (DW)	State	29700	07-31-23
North Dakota	State	R-207	06-30-23
Oklahoma	NELAP	9997	08-31-23
Oregon	NELAP	4157	09-01-23
Pennsylvania	NELAP	68-00540	02-28-24
South Carolina	State	85002001	06-30-23
Texas	NELAP	T104704193	07-31-23
US Fish & Wildlife	US Federal Programs	058448	07-31-23
USDA	US Federal Programs	P330-17-00028	06-11-23
Utah	NELAP	MO000542021-14	07-31-23
Virginia	NELAP	10310	06-14-23
Washington	State	C592	08-30-23
West Virginia DEP	State	381	10-31-23

* Accreditation/Certification renewal pending - accreditation/certification considered valid.

eurofins | Environment Testing

ANALYTICAL REPORT

PREPARED FOR

Attn: Barry Evans
Florida Power and Light
BIN 731
One Energy Place
Pensacola, Florida 32520

Generated 4/26/2023 9:48:40 AM

JOB DESCRIPTION

CCR Smith Plant
SDG NUMBER Delineation Well

JOB NUMBER

400-235308-1

Eurofins Pensacola
3355 McLemore Drive
Pensacola FL 32514

See page two for job notes and contact information.

myEOL

Job Notes

The test results in this report meet all NELAP requirements for accredited parameters, unless otherwise noted, and relate only to the referenced samples. Pursuant to NELAP, this report may not be reproduced, except in full, without written approval from the laboratory. For questions please contact the Project Manager at the e-mail address listed on this page, or the telephone number at the bottom of the page. Eurofins Environment Testing Southeast LLC, Pensacola Certifications and Approvals: Alabama (40150), Arizona (AZ0710), Arkansas (88-0689), Florida (E81010), Illinois (200041), Iowa (367), Kansas (E-10253), Kentucky UST (53), Louisiana (30748), Maryland (233), Massachusetts (M-FL094), Michigan (9912), New Hampshire (250510), New Jersey (FL006), North Carolina (314), Oklahoma (9810), Pennsylvania (68-00467), Rhode Island (LAO00307), South Carolina (96026), Tennessee (TN02907), Texas (T104704286-10-2), Virginia (00008), Washington (C2043), West Virginia (136), USDA Foreign Soil Permit (P330-08-00006).

The test results in this report relate only to the samples as received by the laboratory and will meet all requirements of the methodology, with any exceptions noted. This report shall not be reproduced except in full, without the express written approval of the laboratory. All questions should be directed to the Eurofins Environment Testing Southeast, LLC Project Manager.

Authorization



Generated
4/26/2023 9:48:40 AM

Authorized for release by
Leah Klingensmith, Senior Project Manager
Leah.Klingensmith@et.eurofinsus.com
Designee for
Cheyenne Whitmire, Project Manager II
Cheyenne.Whitmire@et.eurofinsus.com
(850)471-6222

Table of Contents

Cover Page 1
Table of Contents 3
Case Narrative 4
Detection Summary 6
Method Summary 7
Sample Summary 8
Client Sample Results 9
Definitions 11
Chronicle 12
QC Association 13
QC Sample Results 16
Chain of Custody 22
Receipt Checklists 23
Certification Summary 24

Job ID: 400-235308-1

Laboratory: Eurofins Pensacola

Narrative

Job Narrative
400-235308-1

Comment
Radiological results are reported separately.

Receipt
The samples were received on 3/30/2023 3:41 PM. Unless otherwise noted below, the samples arrived in good condition, and, where required, properly preserved and on ice. The temperatures of the 5 coolers at receipt time were 1.1°C, 2.5°C, 3.6°C, 3.8°C and 4.0°C

Metals
Method 6020: The ICV for batch 400-620180 passed recovery/accuracy criteria which serves the ICV purpose of verifying the calibration standards. The replicate RPDs for the elements were outside of the criteria for standards but within the criteria for field samples. Data has therefore been reported and narrated accordingly.

Method 6020: The method blank for preparation batch 400-619998 and analytical batch 400-620180 contained Boron, Calcium, and Chromium above the method detection limit. This target analyte concentration was less than the reporting limit (RL); therefore, re-extraction and/or re-analysis of samples was not performed.

Method 6020: The matrix spike / matrix spike duplicate (MS/MSD) recoveries for preparation batch 400-619998 and analytical batch 400-620180 were outside control limits for one or more analytes, see QC Sample Results for detail. Sample matrix interference and/or non-homogeneity are suspected because the associated laboratory control sample (LCS) recovery is within acceptance limits.

Method 6020: The samples are unable to be ran at a lower dilution due to high concentration of Boron. Therefore, all reportable analytes are able to be reported at a higher dilution: MWI-12A (400-235308-1) and PZ-14 (400-235308-2). Elevated reporting limits (RLs) are provided.

Method 6020: The following samples were diluted to bring the concentration of target analytes within the calibration range: MWI-12A (400-235308-1) and PZ-14 (400-235308-2). Elevated reporting limits (RLs) are provided.

Method 6020: This is a replicate data set corresponding with analytical batch 620180 due to Li not transferring in the initial import. MWI-12A (400-235308-1), PZ-14 (400-235308-2), (CCB 400-621565/211), (CCB 400-621565/230), (CCB 400-621565/247), (CCB 400-621565/264), (CCB 400-621565/281), (CCB 400-621565/42), (CCV 400-621565/209), (CCV 400-621565/226), (CCV 400-621565/243), (CCV 400-621565/260), (CCV 400-621565/277), (CCV 400-621565/40), (CRI 400-621565/27), (STD1 400-621565/6), (STD2 400-621565/7), (STD3 400-621565/8), (STD4 400-621565/9), (STD5 400-621565/10), (STD6 400-621565/11), (ICB 400-621565/30), (ICSA 400-621565/31), (ICSAB 400-621565/32), (ICV 400-621565/15), (LCS 400-619998/2-A ^5), (LRC 400-621565/34), (MB 400-619998/1-A ^5), (400-235302-C-1-B ^5), (400-235302-C-1-C MS ^5), (400-235302-C-1-D MSD ^5), (400-235302-C-1-B PDS ^5) and (400-235302-C-1-B SD ^25)

No additional analytical or quality issues were noted, other than those described above or in the Definitions/ Glossary page.

General Chemistry
Method 2540C: The sample duplicate (DUP) precision for analytical batch 400-619261 was outside control limits. Sample non-homogeneity is suspected.

Method SM4500_Cl_E: The following sample was diluted to bring the concentration of target analytes within the calibration range: PZ-14 (400-235308-2). Elevated reporting limits (RLs) are provided.

Method SM4500_Cl_E: The following sample was diluted to bring the concentration of target analytes within the calibration range: MWI-12A (400-235308-1). Elevated reporting limits (RLs) are provided.

Method SM4500_SO4_E: The following samples were diluted to bring the concentration of target analytes within the calibration range: MWI-12A (400-235308-1) and PZ-14 (400-235308-2). Elevated reporting limits (RLs) are provided.

Job ID: 400-235308-1 (Continued)

Laboratory: Eurofins Pensacola (Continued)

No additional analytical or quality issues were noted, other than those described above or in the Definitions/ Glossary page.

Field Service / Mobile Lab

No additional analytical or quality issues were noted, other than those described above or in the Definitions/ Glossary page.

Detection Summary

Client: Florida Power and Light
Project/Site: CCR Smith Plant

Job ID: 400-235308-1
SDG: Delineation Well

Client Sample ID: MWI-12A — Lab Sample ID: 400-235308-1

Analyte	Result	Qualifier	PQL	MDL	Unit	Dil Fac	D	Method	Prep Type
Barium	0.045		0.0025	0.00070	mg/L	5		6020	Total Recoverable
Boron	3.6		1.3	0.030	mg/L	125		6020	Total Recoverable
Calcium	42		6.3	3.1	mg/L	125		6020	Total Recoverable
Chromium	0.0018	I V	0.0025	0.0010	mg/L	5		6020	Total Recoverable
Molybdenum	0.015		0.015	0.0013	mg/L	5		6020	Total Recoverable
Total Dissolved Solids	800		5.0	5.0	mg/L	1		SM 2540C	Total/NA
Chloride	150		20	14	mg/L	10		SM 4500 Cl- E	Total/NA
Sulfate	220		130	35	mg/L	25		SM 4500 SO4 E	Total/NA
Field pH	6.22				SU	1		Field Sampling	Total/NA

Client Sample ID: PZ-14 — Lab Sample ID: 400-235308-2

Analyte	Result	Qualifier	PQL	MDL	Unit	Dil Fac	D	Method	Prep Type
Arsenic	0.0024		0.0013	0.0012	mg/L	5		6020	Total Recoverable
Barium	0.12		0.0025	0.00070	mg/L	5		6020	Total Recoverable
Boron	5.6		2.5	0.059	mg/L	250		6020	Total Recoverable
Calcium	290		13	6.3	mg/L	250		6020	Total Recoverable
Chromium	0.0027	V	0.0025	0.0010	mg/L	5		6020	Total Recoverable
Total Dissolved Solids	5300		50	50	mg/L	1		SM 2540C	Total/NA
Chloride	1800		50	35	mg/L	25		SM 4500 Cl- E	Total/NA
Fluoride	0.50		0.10	0.070	mg/L	1		SM 4500 F C	Total/NA
Sulfate	1400		250	70	mg/L	50		SM 4500 SO4 E	Total/NA
Field pH	6.23				SU	1		Field Sampling	Total/NA

This Detection Summary does not include radiochemical test results.

Method Summary

Client: Florida Power and Light
Project/Site: CCR Smith Plant

Job ID: 400-235308-1
SDG: Delineation Well

Method	Method Description	Protocol	Laboratory
6020	Metals (ICP/MS)	SW846	EET PEN
7470A	Mercury (CVAA)	SW846	EET PEN
SM 2540C	Solids, Total Dissolved (TDS)	SM	EET PEN
SM 4500 Cl- E	Chloride, Total	SM	EET PEN
SM 4500 F C	Fluoride	SM	EET PEN
SM 4500 SO4 E	Sulfate, Total	SM	EET PEN
Field Sampling	Field Sampling	EPA	EET PEN
3005A	Preparation, Total Recoverable or Dissolved Metals	SW846	EET PEN
7470A	Preparation, Mercury	SW846	EET PEN

Protocol References:

EPA = US Environmental Protection Agency

SM = "Standard Methods For The Examination Of Water And Wastewater"

SW846 = "Test Methods For Evaluating Solid Waste, Physical/Chemical Methods", Third Edition, November 1986 And Its Updates.

Laboratory References:

EET PEN = Eurofins Pensacola, 3355 McLemore Drive, Pensacola, FL 32514, TEL (850)474-1001

Sample Summary

Client: Florida Power and Light
Project/Site: CCR Smith Plant

Job ID: 400-235308-1
SDG: Delineation Well

Lab Sample ID	Client Sample ID	Matrix	Collected	Received
400-235308-1	MWI-12A	Water	03/30/23 09:53	03/30/23 15:41
400-235308-2	PZ-14	Water	03/29/23 09:39	03/30/23 15:41

Client Sample Results

Client: Florida Power and Light
Project/Site: CCR Smith Plant

Job ID: 400-235308-1
SDG: Delineation Well

Client Sample ID: MWI-12A

Date Collected: 03/30/23 09:53
Date Received: 03/30/23 15:41

Lab Sample ID: 400-235308-1

Matrix: Water

Method: SW846 6020 - Metals (ICP/MS) - Total Recoverable

Analyte	Result	Qualifier	PQL	MDL	Unit	D	Prepared	Analyzed	Dil Fac
Antimony	0.0015	U	0.0025	0.0015	mg/L		04/07/23 13:58	04/10/23 01:33	5
Arsenic	0.0012	U	0.0013	0.0012	mg/L		04/07/23 13:58	04/10/23 01:33	5
Barium	**0.045**		0.0025	0.00070	mg/L		04/07/23 13:58	04/10/23 01:33	5
Beryllium	0.00092	U	0.0025	0.00092	mg/L		04/07/23 13:58	04/10/23 01:33	5
Boron	**3.6**		1.3	0.030	mg/L		04/07/23 13:58	04/10/23 21:14	125
Cadmium	0.00065	U	0.0025	0.00065	mg/L		04/07/23 13:58	04/10/23 01:33	5
Calcium	**42**		6.3	3.1	mg/L		04/07/23 13:58	04/10/23 21:14	125
Chromium	**0.0018**	**I V**	0.0025	0.0010	mg/L		04/07/23 13:58	04/10/23 01:33	5
Cobalt	0.00056	U	0.0025	0.00056	mg/L		04/07/23 13:58	04/10/23 01:33	5
Lead	0.00081	U	0.0013	0.00081	mg/L		04/07/23 13:58	04/10/23 01:33	5
Lithium	0.0049	U	0.0050	0.0049	mg/L		04/07/23 13:58	04/10/23 01:33	5
Molybdenum	**0.015**		0.015	0.0013	mg/L		04/07/23 13:58	04/10/23 01:33	5
Selenium	0.00082	U	0.0013	0.00082	mg/L		04/07/23 13:58	04/10/23 01:33	5
Thallium	0.00046	U	0.00050	0.00046	mg/L		04/07/23 13:58	04/10/23 01:33	5

Method: SW846 7470A - Mercury (CVAA)

Analyte	Result	Qualifier	PQL	MDL	Unit	D	Prepared	Analyzed	Dil Fac
Mercury	0.00015	U	0.00020	0.00015	mg/L		04/05/23 11:00	04/06/23 16:58	1

General Chemistry

Analyte	Result	Qualifier	PQL	MDL	Unit	D	Prepared	Analyzed	Dil Fac
Total Dissolved Solids (SM 2540C)	**800**		5.0	5.0	mg/L			04/03/23 12:26	1
Chloride (SM 4500 Cl- E)	**150**		20	14	mg/L			04/09/23 20:07	10
Fluoride (SM 4500 F C)	0.070	U	0.10	0.070	mg/L			04/10/23 14:24	1
Sulfate (SM 4500 SO4 E)	**220**		130	35	mg/L			04/03/23 18:25	25

Method: EPA Field Sampling - Field Sampling

Analyte	Result	Qualifier	PQL	MDL	Unit	D	Prepared	Analyzed	Dil Fac
Field pH	**6.22**				SU			03/30/23 08:53	1

Client: Florida Power and Light
Project/Site: CCR Smith Plant

Job ID: 400-235308-1
SDG: Delineation Well

Client Sample ID: PZ-14

Date Collected: 03/29/23 09:39
Date Received: 03/30/23 15:41

Lab Sample ID: 400-235308-2

Matrix: Water

Method: SW846 6020 - Metals (ICP/MS) - Total Recoverable

Analyte	Result	Qualifier	PQL	MDL	Unit	D	Prepared	Analyzed	Dil Fac
Antimony	0.0015	U	0.0025	0.0015	mg/L		04/07/23 13:58	04/10/23 01:58	5
Arsenic	**0.0024**		0.0013	0.0012	mg/L		04/07/23 13:58	04/10/23 01:58	5
Barium	**0.12**		0.0025	0.00070	mg/L		04/07/23 13:58	04/10/23 01:58	5
Beryllium	0.00092	U	0.0025	0.00092	mg/L		04/07/23 13:58	04/10/23 01:58	5
Boron	**5.6**		2.5	0.059	mg/L		04/07/23 13:58	04/10/23 21:17	250
Cadmium	0.00065	U	0.0025	0.00065	mg/L		04/07/23 13:58	04/10/23 01:58	5
Calcium	**290**		13	6.3	mg/L		04/07/23 13:58	04/10/23 21:17	250
Chromium	**0.0027**	**V**	0.0025	0.0010	mg/L		04/07/23 13:58	04/10/23 01:58	5
Cobalt	0.00056	U	0.0025	0.00056	mg/L		04/07/23 13:58	04/10/23 01:58	5
Lead	0.00081	U	0.0013	0.00081	mg/L		04/07/23 13:58	04/10/23 01:58	5
Lithium	0.0049	U	0.0050	0.0049	mg/L		04/07/23 13:58	04/10/23 01:58	5
Molybdenum	0.0013	U	0.015	0.0013	mg/L		04/07/23 13:58	04/10/23 01:58	5
Selenium	0.00082	U	0.0013	0.00082	mg/L		04/07/23 13:58	04/10/23 01:58	5
Thallium	0.00046	U	0.00050	0.00046	mg/L		04/07/23 13:58	04/10/23 01:58	5

Method: SW846 7470A - Mercury (CVAA)

Analyte	Result	Qualifier	PQL	MDL	Unit	D	Prepared	Analyzed	Dil Fac
Mercury	0.00015	U	0.00020	0.00015	mg/L		04/05/23 11:00	04/06/23 16:48	1

General Chemistry

Analyte	Result	Qualifier	PQL	MDL	Unit	D	Prepared	Analyzed	Dil Fac
Total Dissolved Solids (SM 2540C)	**5300**		50	50	mg/L			03/31/23 12:25	1
Chloride (SM 4500 Cl- E)	**1800**		50	35	mg/L			04/07/23 21:09	25
Fluoride (SM 4500 F C)	**0.50**		0.10	0.070	mg/L			04/10/23 14:27	1
Sulfate (SM 4500 SO4 E)	**1400**		250	70	mg/L			04/03/23 18:18	50

Method: EPA Field Sampling - Field Sampling

Analyte	Result	Qualifier	PQL	MDL	Unit	D	Prepared	Analyzed	Dil Fac
Field pH	**6.23**				SU			03/29/23 08:39	1

Definitions/Glossary

Client: Florida Power and Light
Project/Site: CCR Smith Plant

Job ID: 400-235308-1
SDG: Delineation Well

Qualifiers

Metals

Qualifier	Qualifier Description
I	The reported value is between the laboratory method detection limit and the laboratory practical quantitation limit.
J3	Estimated value; value may not be accurate. Spike recovery or RPD outside of criteria.
L	Off-scale high. Actual value is known to be greater than the value given.
U	Indicates that the compound was analyzed for but not detected.
V	Indicates that the analyte was detected at or above the method detection limit in both the sample and the associated method blank and the value of 10 times the blank value was equal to or greater than the associated sample value.

General Chemistry

Qualifier	Qualifier Description
I	The reported value is between the laboratory method detection limit and the laboratory practical quantitation limit.
J3	Estimated value; value may not be accurate. Spike recovery or RPD outside of criteria.
U	Indicates that the compound was analyzed for but not detected.

Glossary

Abbreviation	These commonly used abbreviations may or may not be present in this report.
¤	Listed under the "D" column to designate that the result is reported on a dry weight basis
%R	Percent Recovery
CFL	Contains Free Liquid
CFU	Colony Forming Unit
CNF	Contains No Free Liquid
DER	Duplicate Error Ratio (normalized absolute difference)
Dil Fac	Dilution Factor
DL	Detection Limit (DoD/DOE)
DL, RA, RE, IN	Indicates a Dilution, Re-analysis, Re-extraction, or additional Initial metals/anion analysis of the sample
DLC	Decision Level Concentration (Radiochemistry)
EDL	Estimated Detection Limit (Dioxin)
LOD	Limit of Detection (DoD/DOE)
LOQ	Limit of Quantitation (DoD/DOE)
MCL	EPA recommended "Maximum Contaminant Level"
MDA	Minimum Detectable Activity (Radiochemistry)
MDC	Minimum Detectable Concentration (Radiochemistry)
MDL	Method Detection Limit
ML	Minimum Level (Dioxin)
MPN	Most Probable Number
MQL	Method Quantitation Limit
NC	Not Calculated
ND	Not Detected at the reporting limit (or MDL or EDL if shown)
NEG	Negative / Absent
POS	Positive / Present
PQL	Practical Quantitation Limit
PRES	Presumptive
QC	Quality Control
RER	Relative Error Ratio (Radiochemistry)
RL	Reporting Limit or Requested Limit (Radiochemistry)
RPD	Relative Percent Difference, a measure of the relative difference between two points
TEF	Toxicity Equivalent Factor (Dioxin)
TEQ	Toxicity Equivalent Quotient (Dioxin)
TNTC	Too Numerous To Count

Lab Chronicle

Client: Florida Power and Light
Project/Site: CCR Smith Plant

Job ID: 400-235308-1
SDG: Delineation Well

Client Sample ID: MWI-12A

Date Collected: 03/30/23 09:53
Date Received: 03/30/23 15:41

Lab Sample ID: 400-235308-1

Matrix: Water

Prep Type	Batch Type	Batch Method	Run	Dilution Factor	Batch Number	Analyst	Lab	Prepared or Analyzed
Total Recoverable	Prep	3005A			619998	KWN	EET PEN	04/07/23 13:58 - 04/07/23 17:04 [1]
Total Recoverable	Analysis	6020		5	620180	NTH	EET PEN	04/10/23 01:33
Total Recoverable	Prep	3005A			619998	KWN	EET PEN	04/07/23 13:58 - 04/07/23 17:04 [1]
Total Recoverable	Analysis	6020		5	621565	BAW	EET PEN	04/10/23 01:33
Total Recoverable	Prep	3005A			619998	KWN	EET PEN	04/07/23 13:58 - 04/07/23 17:04 [1]
Total Recoverable	Analysis	6020		125	620335	NTH	EET PEN	04/10/23 21:14
Total/NA	Prep	7470A			619492	NET	EET PEN	04/05/23 11:00 - 04/05/23 14:55 [1]
Total/NA	Analysis	7470A		1	619961	BAW	EET PEN	04/06/23 16:58
Total/NA	Analysis	SM 2540C		1	619261	VB	EET PEN	04/03/23 12:26
Total/NA	Analysis	SM 4500 Cl- E		10	620147	DN1	EET PEN	04/09/23 20:07
Total/NA	Analysis	SM 4500 F C		1	620244	JP	EET PEN	04/10/23 14:24
Total/NA	Analysis	SM 4500 SO4 E		25	619346	DN1	EET PEN	04/03/23 18:25
Total/NA	Analysis	Field Sampling		1	622116	S1K	EET PEN	03/30/23 08:53

Client Sample ID: PZ-14

Date Collected: 03/29/23 09:39
Date Received: 03/30/23 15:41

Lab Sample ID: 400-235308-2

Matrix: Water

Prep Type	Batch Type	Batch Method	Run	Dilution Factor	Batch Number	Analyst	Lab	Prepared or Analyzed
Total Recoverable	Prep	3005A			619998	KWN	EET PEN	04/07/23 13:58 - 04/07/23 17:04 [1]
Total Recoverable	Analysis	6020		5	620180	NTH	EET PEN	04/10/23 01:58
Total Recoverable	Prep	3005A			619998	KWN	EET PEN	04/07/23 13:58 - 04/07/23 17:04 [1]
Total Recoverable	Analysis	6020		5	621565	BAW	EET PEN	04/10/23 01:58
Total Recoverable	Prep	3005A			619998	KWN	EET PEN	04/07/23 13:58 - 04/07/23 17:04 [1]
Total Recoverable	Analysis	6020		250	620335	NTH	EET PEN	04/10/23 21:17
Total/NA	Prep	7470A			619492	NET	EET PEN	04/05/23 11:00 - 04/05/23 14:55 [1]
Total/NA	Analysis	7470A		1	619961	BAW	EET PEN	04/06/23 16:48
Total/NA	Analysis	SM 2540C		1	618954	VB	EET PEN	03/31/23 12:25
Total/NA	Analysis	SM 4500 Cl- E		25	620049	DN1	EET PEN	04/07/23 21:09
Total/NA	Analysis	SM 4500 F C		1	620244	JP	EET PEN	04/10/23 14:27
Total/NA	Analysis	SM 4500 SO4 E		50	619346	DN1	EET PEN	04/03/23 18:18
Total/NA	Analysis	Field Sampling		1	622116	S1K	EET PEN	03/29/23 08:39

[1] Completion dates and times are reported or not reported per method requirements or individual lab discretion.

Laboratory References:

EET PEN = Eurofins Pensacola, 3355 McLemore Drive, Pensacola, FL 32514, TEL (850)474-1001

Metals

Prep Batch: 619492

Lab Sample ID	Client Sample ID	Prep Type	Matrix	Method	Prep Batch
400-235308-1	MWI-12A	Total/NA	Water	7470A	
400-235308-2	PZ-14	Total/NA	Water	7470A	
MB 400-619492/14-A	Method Blank	Total/NA	Water	7470A	
LCS 400-619492/15-A	Lab Control Sample	Total/NA	Water	7470A	
400-235302-C-7-B MS	Matrix Spike	Total/NA	Water	7470A	
400-235302-C-7-C MSD	Matrix Spike Duplicate	Total/NA	Water	7470A	

Analysis Batch: 619961

Lab Sample ID	Client Sample ID	Prep Type	Matrix	Method	Prep Batch
400-235308-1	MWI-12A	Total/NA	Water	7470A	619492
400-235308-2	PZ-14	Total/NA	Water	7470A	619492
MB 400-619492/14-A	Method Blank	Total/NA	Water	7470A	619492
LCS 400-619492/15-A	Lab Control Sample	Total/NA	Water	7470A	619492
400-235302-C-7-B MS	Matrix Spike	Total/NA	Water	7470A	619492
400-235302-C-7-C MSD	Matrix Spike Duplicate	Total/NA	Water	7470A	619492

Prep Batch: 619998

Lab Sample ID	Client Sample ID	Prep Type	Matrix	Method	Prep Batch
400-235308-1	MWI-12A	Total Recoverable	Water	3005A	
400-235308-2	PZ-14	Total Recoverable	Water	3005A	
MB 400-619998/1-A ^5	Method Blank	Total Recoverable	Water	3005A	
LCS 400-619998/2-A ^5	Lab Control Sample	Total Recoverable	Water	3005A	
400-235302-C-1-C MS ^5	Matrix Spike	Total Recoverable	Water	3005A	
400-235302-C-1-D MSD ^5	Matrix Spike Duplicate	Total Recoverable	Water	3005A	

Analysis Batch: 620180

Lab Sample ID	Client Sample ID	Prep Type	Matrix	Method	Prep Batch
400-235308-1	MWI-12A	Total Recoverable	Water	6020	619998
400-235308-2	PZ-14	Total Recoverable	Water	6020	619998
MB 400-619998/1-A ^5	Method Blank	Total Recoverable	Water	6020	619998
LCS 400-619998/2-A ^5	Lab Control Sample	Total Recoverable	Water	6020	619998
400-235302-C-1-C MS ^5	Matrix Spike	Total Recoverable	Water	6020	619998
400-235302-C-1-D MSD ^5	Matrix Spike Duplicate	Total Recoverable	Water	6020	619998

Analysis Batch: 620335

Lab Sample ID	Client Sample ID	Prep Type	Matrix	Method	Prep Batch
400-235308-1	MWI-12A	Total Recoverable	Water	6020	619998
400-235308-2	PZ-14	Total Recoverable	Water	6020	619998

Analysis Batch: 621565

Lab Sample ID	Client Sample ID	Prep Type	Matrix	Method	Prep Batch
400-235308-1	MWI-12A	Total Recoverable	Water	6020	619998
400-235308-2	PZ-14	Total Recoverable	Water	6020	619998
MB 400-619998/1-A ^5	Method Blank	Total Recoverable	Water	6020	619998
LCS 400-619998/2-A ^5	Lab Control Sample	Total Recoverable	Water	6020	619998
400-235302-C-1-C MS ^5	Matrix Spike	Total Recoverable	Water	6020	619998
400-235302-C-1-D MSD ^5	Matrix Spike Duplicate	Total Recoverable	Water	6020	619998

General Chemistry

Analysis Batch: 618954

Lab Sample ID	Client Sample ID	Prep Type	Matrix	Method	Prep Batch
400-235308-2	PZ-14	Total/NA	Water	SM 2540C	
MB 400-618954/1	Method Blank	Total/NA	Water	SM 2540C	
LCS 400-618954/2	Lab Control Sample	Total/NA	Water	SM 2540C	
400-235265-F-3 DU	Duplicate	Total/NA	Water	SM 2540C	

Analysis Batch: 619261

Lab Sample ID	Client Sample ID	Prep Type	Matrix	Method	Prep Batch
400-235308-1	MWI-12A	Total/NA	Water	SM 2540C	
MB 400-619261/1	Method Blank	Total/NA	Water	SM 2540C	
LCS 400-619261/2	Lab Control Sample	Total/NA	Water	SM 2540C	
400-235307-J-2 DU	Duplicate	Total/NA	Water	SM 2540C	

Analysis Batch: 619346

Lab Sample ID	Client Sample ID	Prep Type	Matrix	Method	Prep Batch
400-235308-1	MWI-12A	Total/NA	Water	SM 4500 SO4 E	
400-235308-2	PZ-14	Total/NA	Water	SM 4500 SO4 E	
MB 400-619346/12	Method Blank	Total/NA	Water	SM 4500 SO4 E	
LCS 400-619346/13	Lab Control Sample	Total/NA	Water	SM 4500 SO4 E	
MRL 400-619346/14	Lab Control Sample	Total/NA	Water	SM 4500 SO4 E	
400-235302-B-9 MS	Matrix Spike	Total/NA	Water	SM 4500 SO4 E	
400-235302-B-9 MSD	Matrix Spike Duplicate	Total/NA	Water	SM 4500 SO4 E	

Analysis Batch: 620049

Lab Sample ID	Client Sample ID	Prep Type	Matrix	Method	Prep Batch
400-235308-2	PZ-14	Total/NA	Water	SM 4500 Cl- E	
MB 400-620049/13	Method Blank	Total/NA	Water	SM 4500 Cl- E	
LCS 400-620049/14	Lab Control Sample	Total/NA	Water	SM 4500 Cl- E	
MRL 400-620049/15	Lab Control Sample	Total/NA	Water	SM 4500 Cl- E	
400-235302-B-9 MS	Matrix Spike	Total/NA	Water	SM 4500 Cl- E	
400-235302-B-9 MSD	Matrix Spike Duplicate	Total/NA	Water	SM 4500 Cl- E	

Analysis Batch: 620147

Lab Sample ID	Client Sample ID	Prep Type	Matrix	Method	Prep Batch
400-235308-1	MWI-12A	Total/NA	Water	SM 4500 Cl- E	
MB 400-620147/13	Method Blank	Total/NA	Water	SM 4500 Cl- E	
LCS 400-620147/14	Lab Control Sample	Total/NA	Water	SM 4500 Cl- E	
MRL 400-620147/15	Lab Control Sample	Total/NA	Water	SM 4500 Cl- E	
400-235512-E-2 MS	Matrix Spike	Total/NA	Water	SM 4500 Cl- E	
400-235512-E-2 MSD	Matrix Spike Duplicate	Total/NA	Water	SM 4500 Cl- E	

Analysis Batch: 620244

Lab Sample ID	Client Sample ID	Prep Type	Matrix	Method	Prep Batch
400-235308-1	MWI-12A	Total/NA	Water	SM 4500 F C	
400-235308-2	PZ-14	Total/NA	Water	SM 4500 F C	
MB 400-620244/10	Method Blank	Total/NA	Water	SM 4500 F C	
LCS 400-620244/12	Lab Control Sample	Total/NA	Water	SM 4500 F C	
MRL 400-620244/11	Lab Control Sample	Total/NA	Water	SM 4500 F C	
400-235302-B-5 MS	Matrix Spike	Total/NA	Water	SM 4500 F C	
400-235302-B-5 MSD	Matrix Spike Duplicate	Total/NA	Water	SM 4500 F C	
400-235303-B-4 DU	Duplicate	Total/NA	Water	SM 4500 F C	

Field Service / Mobile Lab

Analysis Batch: 622116

Lab Sample ID	Client Sample ID	Prep Type	Matrix	Method	Prep Batch
400-235308-1	MWI-12A	Total/NA	Water	Field Sampling	
400-235308-2	PZ-14	Total/NA	Water	Field Sampling	

Method: 6020 - Metals (ICP/MS)

Lab Sample ID: MB 400-619998/1-A ^5
Matrix: Water
Analysis Batch: 620180

Client Sample ID: Method Blank
Prep Type: Total Recoverable
Prep Batch: 619998

Analyte	MB Result	MB Qualifier	PQL	MDL	Unit	D	Prepared	Analyzed	Dil Fac
Antimony	0.0015	U	0.0025	0.0015	mg/L		04/07/23 13:58	04/09/23 23:36	5
Arsenic	0.0012	U	0.0013	0.0012	mg/L		04/07/23 13:58	04/09/23 23:36	5
Barium	0.00070	U	0.0025	0.00070	mg/L		04/07/23 13:58	04/09/23 23:36	5
Beryllium	0.00092	U	0.0025	0.00092	mg/L		04/07/23 13:58	04/09/23 23:36	5
Boron	0.00175	I	0.050	0.0012	mg/L		04/07/23 13:58	04/09/23 23:36	5
Cadmium	0.00065	U	0.0025	0.00065	mg/L		04/07/23 13:58	04/09/23 23:36	5
Calcium	0.161	I	0.25	0.13	mg/L		04/07/23 13:58	04/09/23 23:36	5
Chromium	0.00130	I	0.0025	0.0010	mg/L		04/07/23 13:58	04/09/23 23:36	5
Cobalt	0.00056	U	0.0025	0.00056	mg/L		04/07/23 13:58	04/09/23 23:36	5
Lead	0.00081	U	0.0013	0.00081	mg/L		04/07/23 13:58	04/09/23 23:36	5
Lithium	0.0049	U	0.0050	0.0049	mg/L		04/07/23 13:58	04/09/23 23:36	5
Molybdenum	0.0013	U	0.015	0.0013	mg/L		04/07/23 13:58	04/09/23 23:36	5
Selenium	0.00082	U	0.0013	0.00082	mg/L		04/07/23 13:58	04/09/23 23:36	5
Thallium	0.00046	U	0.00050	0.00046	mg/L		04/07/23 13:58	04/09/23 23:36	5

Lab Sample ID: LCS 400-619998/2-A ^5
Matrix: Water
Analysis Batch: 620180

Client Sample ID: Lab Control Sample
Prep Type: Total Recoverable
Prep Batch: 619998

Analyte	Spike Added	LCS Result	LCS Qualifier	Unit	D	%Rec	%Rec Limits
Antimony	0.0500	0.0538		mg/L		108	80 - 120
Arsenic	0.0500	0.0497		mg/L		99	80 - 120
Barium	0.0500	0.0498		mg/L		100	80 - 120
Beryllium	0.0500	0.0488		mg/L		98	80 - 120
Boron	0.100	0.101		mg/L		101	80 - 120
Cadmium	0.0500	0.0507		mg/L		101	80 - 120
Calcium	5.00	5.22		mg/L		104	80 - 120
Chromium	0.0500	0.0542		mg/L		108	80 - 120
Cobalt	0.0500	0.0512		mg/L		102	80 - 120
Lead	0.0500	0.0489		mg/L		98	80 - 120
Lithium	0.0500	0.0477		mg/L		95	80 - 120
Molybdenum	0.0500	0.0511		mg/L		102	80 - 120
Selenium	0.0500	0.0462		mg/L		92	80 - 120
Thallium	0.0100	0.00972		mg/L		97	80 - 120

Lab Sample ID: 400-235302-C-1-C MS ^5
Matrix: Water
Analysis Batch: 620180

Client Sample ID: Matrix Spike
Prep Type: Total Recoverable
Prep Batch: 619998

Analyte	Sample Result	Sample Qualifier	Spike Added	MS Result	MS Qualifier	Unit	D	%Rec	%Rec Limits
Antimony	0.0015	U	0.0500	0.0532		mg/L		106	75 - 125
Arsenic	0.0012	U	0.0500	0.0511		mg/L		102	75 - 125
Barium	0.065		0.0500	0.117		mg/L		103	75 - 125
Beryllium	0.0011	I	0.0500	0.0522		mg/L		102	75 - 125
Boron	8.4	L	0.100	8.48	L	mg/L		113	75 - 125
Cadmium	0.00065	U	0.0500	0.0507		mg/L		101	75 - 125
Calcium	220	L	5.00	226	J3	mg/L		47	75 - 125
Chromium	0.0018	I V	0.0500	0.0520		mg/L		100	75 - 125
Cobalt	0.00056	U	0.0500	0.0506		mg/L		101	75 - 125

Method: 6020 - Metals (ICP/MS) (Continued)

Lab Sample ID: 400-235302-C-1-C MS ^5
Matrix: Water
Analysis Batch: 620180

Client Sample ID: Matrix Spike
Prep Type: Total Recoverable
Prep Batch: 619998

Analyte	Sample Result	Sample Qualifier	Spike Added	MS Result	MS Qualifier	Unit	D	%Rec	%Rec Limits
Lead	0.00081	U	0.0500	0.0495		mg/L		99	75 - 125
Lithium	0.013		0.0500	0.0637		mg/L		101	75 - 125
Molybdenum	0.0013	U	0.0500	0.0534		mg/L		107	75 - 125
Selenium	0.00082	U	0.0500	0.0487		mg/L		97	75 - 125
Thallium	0.00046	U	0.0100	0.00970		mg/L		97	75 - 125

Lab Sample ID: 400-235302-C-1-D MSD ^5
Matrix: Water
Analysis Batch: 620180

Client Sample ID: Matrix Spike Duplicate
Prep Type: Total Recoverable
Prep Batch: 619998

Analyte	Sample Result	Sample Qualifier	Spike Added	MSD Result	MSD Qualifier	Unit	D	%Rec	%Rec Limits	RPD	RPD Limit
Antimony	0.0015	U	0.0500	0.0545		mg/L		109	75 - 125	3	20
Arsenic	0.0012	U	0.0500	0.0505		mg/L		101	75 - 125	1	20
Barium	0.065		0.0500	0.113		mg/L		95	75 - 125	3	20
Beryllium	0.0011	I	0.0500	0.0507		mg/L		99	75 - 125	3	20
Boron	8.4	L	0.100	8.61	L J3	mg/L		242	75 - 125	2	20
Cadmium	0.00065	U	0.0500	0.0509		mg/L		102	75 - 125	0	20
Calcium	220	L	5.00	225	J3	mg/L		16	75 - 125	1	20
Chromium	0.0018	I V	0.0500	0.0519		mg/L		100	75 - 125	0	20
Cobalt	0.00056	U	0.0500	0.0488		mg/L		98	75 - 125	4	20
Lead	0.00081	U	0.0500	0.0506		mg/L		101	75 - 125	2	20
Lithium	0.013		0.0500	0.0663		mg/L		106	75 - 125	4	20
Molybdenum	0.0013	U	0.0500	0.0522		mg/L		104	75 - 125	2	20
Selenium	0.00082	U	0.0500	0.0476		mg/L		95	75 - 125	2	20
Thallium	0.00046	U	0.0100	0.0102		mg/L		102	75 - 125	5	20

Method: 7470A - Mercury (CVAA)

Lab Sample ID: MB 400-619492/14-A
Matrix: Water
Analysis Batch: 619961

Client Sample ID: Method Blank
Prep Type: Total/NA
Prep Batch: 619492

Analyte	MB Result	MB Qualifier	PQL	MDL	Unit	D	Prepared	Analyzed	Dil Fac
Mercury	0.00015	U	0.00020	0.00015	mg/L		04/05/23 11:00	04/06/23 16:34	1

Lab Sample ID: LCS 400-619492/15-A
Matrix: Water
Analysis Batch: 619961

Client Sample ID: Lab Control Sample
Prep Type: Total/NA
Prep Batch: 619492

Analyte	Spike Added	LCS Result	LCS Qualifier	Unit	D	%Rec	%Rec Limits
Mercury	0.00101	0.000860		mg/L		85	80 - 120

Lab Sample ID: 400-235302-C-7-B MS
Matrix: Water
Analysis Batch: 619961

Client Sample ID: Matrix Spike
Prep Type: Total/NA
Prep Batch: 619492

Analyte	Sample Result	Sample Qualifier	Spike Added	MS Result	MS Qualifier	Unit	D	%Rec	%Rec Limits
Mercury	0.00015	U	0.00201	0.00168		mg/L		83	80 - 120

Method: 7470A - Mercury (CVAA) (Continued)

Lab Sample ID: 400-235302-C-7-C MSD
Matrix: Water
Analysis Batch: 619961

Client Sample ID: Matrix Spike Duplicate
Prep Type: Total/NA
Prep Batch: 619492

Analyte	Sample Result	Sample Qualifier	Spike Added	MSD Result	MSD Qualifier	Unit	D	%Rec	%Rec Limits	RPD	RPD Limit
Mercury	0.00015	U	0.00201	0.00168		mg/L		83	80 - 120	0	20

Method: SM 2540C - Solids, Total Dissolved (TDS)

Lab Sample ID: MB 400-618954/1
Matrix: Water
Analysis Batch: 618954

Client Sample ID: Method Blank
Prep Type: Total/NA

Analyte	MB Result	MB Qualifier	PQL	MDL	Unit	D	Prepared	Analyzed	Dil Fac
Total Dissolved Solids	5.0	U	5.0	5.0	mg/L			03/31/23 12:25	1

Lab Sample ID: LCS 400-618954/2
Matrix: Water
Analysis Batch: 618954

Client Sample ID: Lab Control Sample
Prep Type: Total/NA

Analyte	Spike Added	LCS Result	LCS Qualifier	Unit	D	%Rec	%Rec Limits
Total Dissolved Solids	293	282		mg/L		96	78 - 122

Lab Sample ID: 400-235265-F-3 DU
Matrix: Water
Analysis Batch: 618954

Client Sample ID: Duplicate
Prep Type: Total/NA

Analyte	Sample Result	Sample Qualifier	DU Result	DU Qualifier	Unit	D	RPD	RPD Limit
Total Dissolved Solids	1200		1220		mg/L		5	5

Lab Sample ID: MB 400-619261/1
Matrix: Water
Analysis Batch: 619261

Client Sample ID: Method Blank
Prep Type: Total/NA

Analyte	MB Result	MB Qualifier	PQL	MDL	Unit	D	Prepared	Analyzed	Dil Fac
Total Dissolved Solids	5.0	U	5.0	5.0	mg/L			04/03/23 12:26	1

Lab Sample ID: LCS 400-619261/2
Matrix: Water
Analysis Batch: 619261

Client Sample ID: Lab Control Sample
Prep Type: Total/NA

Analyte	Spike Added	LCS Result	LCS Qualifier	Unit	D	%Rec	%Rec Limits
Total Dissolved Solids	293	306		mg/L		104	78 - 122

Lab Sample ID: 400-235307-J-2 DU
Matrix: Water
Analysis Batch: 619261

Client Sample ID: Duplicate
Prep Type: Total/NA

Analyte	Sample Result	Sample Qualifier	DU Result	DU Qualifier	Unit	D	RPD	RPD Limit
Total Dissolved Solids	48		38.0	J3	mg/L		23	5

Method: SM 4500 Cl- E - Chloride, Total

Lab Sample ID: MB 400-620049/13
Matrix: Water
Analysis Batch: 620049

Client Sample ID: Method Blank
Prep Type: Total/NA

Analyte	MB Result	MB Qualifier	PQL	MDL	Unit	D	Prepared	Analyzed	Dil Fac
Chloride	1.4	U	2.0	1.4	mg/L			04/07/23 20:57	1

Lab Sample ID: LCS 400-620049/14
Matrix: Water
Analysis Batch: 620049

Client Sample ID: Lab Control Sample
Prep Type: Total/NA

Analyte	Spike Added	LCS Result	LCS Qualifier	Unit	D	%Rec	%Rec Limits
Chloride	50.0	48.8		mg/L		98	90 - 110

Lab Sample ID: MRL 400-620049/15
Matrix: Water
Analysis Batch: 620049

Client Sample ID: Lab Control Sample
Prep Type: Total/NA

Analyte	Spike Added	MRL Result	MRL Qualifier	Unit	D	%Rec	%Rec Limits
Chloride	2.00	2.51		mg/L		125	50 - 150

Lab Sample ID: 400-235302-B-9 MS
Matrix: Water
Analysis Batch: 620049

Client Sample ID: Matrix Spike
Prep Type: Total/NA

Analyte	Sample Result	Sample Qualifier	Spike Added	MS Result	MS Qualifier	Unit	D	%Rec	%Rec Limits
Chloride	1.4	U	10.0	9.23		mg/L		92	73 - 120

Lab Sample ID: 400-235302-B-9 MSD
Matrix: Water
Analysis Batch: 620049

Client Sample ID: Matrix Spike Duplicate
Prep Type: Total/NA

Analyte	Sample Result	Sample Qualifier	Spike Added	MSD Result	MSD Qualifier	Unit	D	%Rec	%Rec Limits	RPD	RPD Limit
Chloride	1.4	U	10.0	9.16		mg/L		92	73 - 120	1	8

Lab Sample ID: MB 400-620147/13
Matrix: Water
Analysis Batch: 620147

Client Sample ID: Method Blank
Prep Type: Total/NA

Analyte	MB Result	MB Qualifier	PQL	MDL	Unit	D	Prepared	Analyzed	Dil Fac
Chloride	1.4	U	2.0	1.4	mg/L			04/09/23 19:53	1

Lab Sample ID: LCS 400-620147/14
Matrix: Water
Analysis Batch: 620147

Client Sample ID: Lab Control Sample
Prep Type: Total/NA

Analyte	Spike Added	LCS Result	LCS Qualifier	Unit	D	%Rec	%Rec Limits
Chloride	50.0	46.6		mg/L		93	90 - 110

Lab Sample ID: MRL 400-620147/15
Matrix: Water
Analysis Batch: 620147

Client Sample ID: Lab Control Sample
Prep Type: Total/NA

Analyte	Spike Added	MRL Result	MRL Qualifier	Unit	D	%Rec	%Rec Limits
Chloride	2.00	2.05		mg/L		103	50 - 150

Method: SM 4500 Cl- E - Chloride, Total

Lab Sample ID: 400-235512-E-2 MS
Matrix: Water
Analysis Batch: 620147

Client Sample ID: Matrix Spike
Prep Type: Total/NA

Analyte	Sample Result	Sample Qualifier	Spike Added	MS Result	MS Qualifier	Unit	D	%Rec	%Rec Limits
Chloride	1.4	U	10.0	9.37		mg/L		94	73 - 120

Lab Sample ID: 400-235512-E-2 MSD
Matrix: Water
Analysis Batch: 620147

Client Sample ID: Matrix Spike Duplicate
Prep Type: Total/NA

Analyte	Sample Result	Sample Qualifier	Spike Added	MSD Result	MSD Qualifier	Unit	D	%Rec	%Rec Limits	RPD	RPD Limit
Chloride	1.4	U	10.0	10.6	J3	mg/L		106	73 - 120	12	8

Method: SM 4500 F C - Fluoride

Lab Sample ID: MB 400-620244/10
Matrix: Water
Analysis Batch: 620244

Client Sample ID: Method Blank
Prep Type: Total/NA

Analyte	MB Result	MB Qualifier	PQL	MDL	Unit	D	Prepared	Analyzed	Dil Fac
Fluoride	0.070	U	0.10	0.070	mg/L			04/10/23 13:14	1

Lab Sample ID: LCS 400-620244/12
Matrix: Water
Analysis Batch: 620244

Client Sample ID: Lab Control Sample
Prep Type: Total/NA

Analyte	Spike Added	LCS Result	LCS Qualifier	Unit	D	%Rec	%Rec Limits
Fluoride	5.00	5.12		mg/L		102	90 - 110

Lab Sample ID: MRL 400-620244/11
Matrix: Water
Analysis Batch: 620244

Client Sample ID: Lab Control Sample
Prep Type: Total/NA

Analyte	Spike Added	MRL Result	MRL Qualifier	Unit	D	%Rec	%Rec Limits
Fluoride	0.100	0.0974	I	mg/L		97	

Lab Sample ID: 400-235302-B-5 MS
Matrix: Water
Analysis Batch: 620244

Client Sample ID: Matrix Spike
Prep Type: Total/NA

Analyte	Sample Result	Sample Qualifier	Spike Added	MS Result	MS Qualifier	Unit	D	%Rec	%Rec Limits
Fluoride	0.070	U	0.100	0.110		mg/L		110	75 - 125

Lab Sample ID: 400-235302-B-5 MSD
Matrix: Water
Analysis Batch: 620244

Client Sample ID: Matrix Spike Duplicate
Prep Type: Total/NA

Analyte	Sample Result	Sample Qualifier	Spike Added	MSD Result	MSD Qualifier	Unit	D	%Rec	%Rec Limits	RPD	RPD Limit
Fluoride	0.070	U	0.100	0.114		mg/L		114	75 - 125	4	4

Method: SM 4500 F C - Fluoride (Continued)

Lab Sample ID: 400-235303-B-4 DU
Matrix: Water
Analysis Batch: 620244

Client Sample ID: Duplicate
Prep Type: Total/NA

Analyte	Sample Result	Sample Qualifier	DU Result	DU Qualifier	Unit	D	RPD	RPD Limit
Fluoride	0.11		0.110		mg/L		4	4

Method: SM 4500 SO4 E - Sulfate, Total

Lab Sample ID: MB 400-619346/12
Matrix: Water
Analysis Batch: 619346

Client Sample ID: Method Blank
Prep Type: Total/NA

Analyte	MB Result	MB Qualifier	PQL	MDL	Unit	D	Prepared	Analyzed	Dil Fac
Sulfate	1.4	U	5.0	1.4	mg/L			04/03/23 17:55	1

Lab Sample ID: LCS 400-619346/13
Matrix: Water
Analysis Batch: 619346

Client Sample ID: Lab Control Sample
Prep Type: Total/NA

Analyte	Spike Added	LCS Result	LCS Qualifier	Unit	D	%Rec	%Rec Limits
Sulfate	15.0	14.9		mg/L		99	90 - 110

Lab Sample ID: MRL 400-619346/14
Matrix: Water
Analysis Batch: 619346

Client Sample ID: Lab Control Sample
Prep Type: Total/NA

Analyte	Spike Added	MRL Result	MRL Qualifier	Unit	D	%Rec	%Rec Limits
Sulfate	5.00	4.76	I	mg/L		95	50 - 150

Lab Sample ID: 400-235302-B-9 MS
Matrix: Water
Analysis Batch: 619346

Client Sample ID: Matrix Spike
Prep Type: Total/NA

Analyte	Sample Result	Sample Qualifier	Spike Added	MS Result	MS Qualifier	Unit	D	%Rec	%Rec Limits
Sulfate	1.4	U	10.0	9.87		mg/L		99	77 - 128

Lab Sample ID: 400-235302-B-9 MSD
Matrix: Water
Analysis Batch: 619346

Client Sample ID: Matrix Spike Duplicate
Prep Type: Total/NA

Analyte	Sample Result	Sample Qualifier	Spike Added	MSD Result	MSD Qualifier	Unit	D	%Rec	%Rec Limits	RPD	RPD Limit
Sulfate	1.4	U	10.0	9.77		mg/L		98	77 - 128	1	5

Eurofins Pensacola
3355 McLemore Drive
Pensacola, FL 32514
Phone: 850-474-1001 Fax: 850-478-2671

Chain of Custody Record

eurofins | Environment Testing

Client Information	Sampler: Kim Hagendorfer	Lab PM: Whitmire, Cheyenne R	Carrier Tracking No(s):	COC No: 400-119415-31203.1
Client Contact: Barry Evans	Phone: 850-336-0192	E-Mail: Cheyenne.Whitmire@et.eurofinsus.com	State of Origin:	Page: Page 1 of 1
Company: Florida Power and Light	PWSID:			Job #:
Address: BIN 731 One Energy Place	Due Date Requested:			
City: Pensacola	TAT Requested (days):			
State, Zip: FL, 32520	Compliance Project: Δ Yes Δ No			
Phone: 850-444-6427(Tel)	PO #: 2000403482			
Email: Barry.Evans@nexteraenergy.com	WO #: 3000004117			
Project Name: CCR Smith Plant Delineation Sampling Event Desc: CCR Smith F	Project #: 40006609			
Site: Florida	SSOW#:			

Analysis Requested

Preservation Codes:

A - HCL, B - NaOH, C - Zn Acetate, D - Nitric Acid, E - NaHSO4, F - MeOH, G - Amchlor, H - Ascorbic Acid, I - Ice, J - DI Water, K - EDTA, L - EDA, M - Hexane, N - None, O - AsNaO2, P - Na2O4S, Q - Na2SO3, R - Na2S2O3, S - H2SO4, T - TSP Dodecahydrate, U - Acetone, V - MCAA, W - pH 4-5, Y - Trizma, Z - other (specify)

Other:

400-235308 COC

Sample Identification	Sample Date	Sample Time	Sample Type (C=comp, G=grab)	Matrix (W=water, S=solid, O=waste/oil, BT=Tissue, A=Air)	Field Filtered Sample (Yes or No)	Perform MS/MSD (Yes or No)	9315_Ra226, 9320_Ra228, Ra226Ra228_GFPC	SM4500_Cl_E - Chloride	FieldSampling - Field Sampling Parameters	6020, 7470A	2540C - Total Dissolved Solids	4500_F_C - Fluoride	SM4500_SO4_E - Sulfate	Total Number of containers	Special Instructions/Note:
			Preservation Code:				D	N	N	D	N	N	N		
MWI-12A	3-30-23	0953	G	Water	N		X	X	X	X	X	X	X	3	
PZ-14	3-29-23	0939	G	Water	N		X	X	X	X	X	X	X	3	
~~MW-11 HORIZONTAL~~ RDH 3-30-23				Water											
~~MW-13 HORIZONTAL~~ RDH 3-30-23				Water											
				Water											

Possible Hazard Identification
☐ Non-Hazard ☐ Flammable ☐ Skin Irritant ☐ Poison B ☐ Unknown ☐ Radiological

Sample Disposal (A fee may be assessed if samples are retained longer than 1 month)
☐ Return To Client ☐ Disposal By Lab ☐ Archive For _____ Months

Deliverable Requested: I, II, III, IV, Other (specify)

Special Instructions/QC Requirements:

Empty Kit Relinquished by:	Date:	Time:	Method of Shipment:

	Relinquished by:	Date/Time:	Company	Received by:	Date/Time:	Company
1	[signature]	3-30-23 12:38	RDH ENV.	Princeton Hagendorfer	3/30/23 12:38	RDH
2	Princeton Hagendorfer 342 BLD	3/30/23 13:41	RDH	[signature]	3/30/23 1541	EES
3	Relinquished by:	Date/Time:	Company	Received by:	Date/Time:	Company

Custody Seals Intact: Δ Yes Δ No | Custody Seal No.:

Cooler Temperature(s) °C and Other Remarks: 1.1 2 5 3 6 3.8 4.0 IR10

Ver: 06/08/2021

Login Sample Receipt Checklist

Client: Florida Power and Light

Job Number: 400-235308-1
SDG Number: Delineation Well

Login Number: 235308
List Number: 1
Creator: Roberts, Alexis J

List Source: Eurofins Pensacola

Question	Answer	Comment
Radioactivity wasn't checked or is </= background as measured by a survey meter.	N/A	
The cooler's custody seal, if present, is intact.	N/A	
Sample custody seals, if present, are intact.	N/A	
The cooler or samples do not appear to have been compromised or tampered with.	True	
Samples were received on ice.	True	
Cooler Temperature is acceptable.	True	
Cooler Temperature is recorded.	True	1.1°C, 2.5°C, 3.6°C, 3.8°C 4.0°C IR10
COC is present.	True	
COC is filled out in ink and legible.	True	
COC is filled out with all pertinent information.	True	
Is the Field Sampler's name present on COC?	True	
There are no discrepancies between the containers received and the COC.	True	
Samples are received within Holding Time (excluding tests with immediate HTs)	True	
Sample containers have legible labels.	True	
Containers are not broken or leaking.	True	
Sample collection date/times are provided.	True	
Appropriate sample containers are used.	True	
Sample bottles are completely filled.	True	
Sample Preservation Verified.	True	
There is sufficient vol. for all requested analyses, incl. any requested MS/MSDs	True	
Containers requiring zero headspace have no headspace or bubble is <6mm (1/4").	N/A	
Multiphasic samples are not present.	True	
Samples do not require splitting or compositing.	True	
Residual Chlorine Checked.	N/A	

Accreditation/Certification Summary

Client: Florida Power and Light
Project/Site: CCR Smith Plant

Job ID: 400-235308-1
SDG: Delineation Well

Laboratory: Eurofins Pensacola

All accreditations/certifications held by this laboratory are listed. Not all accreditations/certifications are applicable to this report.

Authority	Program	Identification Number	Expiration Date
Alabama	State	40150	06-30-23
ANAB	ISO/IEC 17025	L2471	02-22-26
Arkansas DEQ	State	88-0689	09-01-23
California	State	2510	06-30-23
Florida	NELAP	E81010	06-30-23
Georgia	State	E81010(FL)	06-30-23
Illinois	NELAP	200041	10-09-23
Kansas	NELAP	E-10253	10-31-23
Kentucky (UST)	State	53	06-30-23
Louisiana (All)	NELAP	30976	06-30-23
Louisiana (DW)	State	LA017	12-31-23
Maryland	State	233	09-30-23
Michigan	State	9912	06-30-23
North Carolina (WW/SW)	State	314	12-31-23
Oklahoma	NELAP	9810	08-31-23
Pennsylvania	NELAP	68-00467	01-31-24
South Carolina	State	96026	06-30-23
Tennessee	State	TN02907	06-30-23
Texas	NELAP	T104704286	09-30-23
US Fish & Wildlife	US Federal Programs	A22340	06-30-23
USDA	US Federal Programs	P330-21-00056	05-17-24
USDA	US Federal Programs	FLGNV23001	01-08-26
Virginia	NELAP	460166	06-14-23
West Virginia DEP	State	136	03-31-24

eurofins | Environment Testing

ANALYTICAL REPORT

PREPARED FOR

Attn: Barry Evans
Florida Power and Light
BIN 731
One Energy Place
Pensacola, Florida 32520

Generated 5/3/2023 4:57:29 PM

JOB DESCRIPTION

CCR Smith Plant
SDG NUMBER Delineation Well

JOB NUMBER

400-235308-2

Eurofins Pensacola
3355 McLemore Drive
Pensacola FL 32514

See page two for job notes and contact information.

myEOL

Job Notes

The test results in this report meet all NELAP requirements for accredited parameters, unless otherwise noted, and relate only to the referenced samples. Pursuant to NELAP, this report may not be reproduced, except in full, without written approval from the laboratory. For questions please contact the Project Manager at the e-mail address listed on this page, or the telephone number at the bottom of the page. Eurofins Environment Testing Southeast LLC, Pensacola Certifications and Approvals: Alabama (40150), Arizona (AZ0710), Arkansas (88-0689), Florida (E81010), Illinois (200041), Iowa (367), Kansas (E-10253), Kentucky UST (53), Louisiana (30748), Maryland (233), Massachusetts (M-FL094), Michigan (9912), New Hampshire (250510), New Jersey (FL006), North Carolina (314), Oklahoma (9810), Pennsylvania (68-00467), Rhode Island (LAO00307), South Carolina (96026), Tennessee (TN02907), Texas (T104704286-10-2), Virginia (00008), Washington (C2043), West Virginia (136), USDA Foreign Soil Permit (P330-08-00006).

The test results in this report relate only to the samples as received by the laboratory and will meet all requirements of the methodology, with any exceptions noted. This report shall not be reproduced except in full, without the express written approval of the laboratory. All questions should be directed to the Eurofins Environment Testing Southeast, LLC Project Manager.

Authorization



Generated
5/3/2023 4:57:29 PM

Authorized for release by
Cheyenne Whitmire, Project Manager II
Cheyenne.Whitmire@et.eurofinsus.com
(850)471-6222

Table of Contents

Cover Page 1
Table of Contents 3
Case Narrative 4
Method Summary 5
Sample Summary 6
Client Sample Results 7
Definitions 9
Chronicle 10
QC Association 11
QC Sample Results 12
Chain of Custody 14
Receipt Checklists 15
Certification Summary 17

Job ID: 400-235308-2

Laboratory: Eurofins Pensacola

Narrative

Job Narrative
400-235308-2

Receipt
The samples were received on 3/30/2023 3:41 PM. Unless otherwise noted below, the samples arrived in good condition, and, where required, properly preserved and on ice. The temperatures of the 5 coolers at receipt time were 1.1°C, 2.5°C, 3.6°C, 3.8°C and 4.0°C

Gas Flow Proportional Counter
Method 9315_Ra226: Radium-226 Prep Batch 160-606560. The following samples were prepared at a reduced aliquot due to Matrix: MWI-12A (400-235308-1) and PZ-14 (400-235308-2). A laboratory control sample/ laboratory control sample duplicate (LCS/LCSD) were prepared instead of a sample duplicate (DUP) to demonstrate batch precision.

Method 9315_Ra226: Radium-226 batch 606560. Any minimum detectable concentration (MDC), critical value (DLC), or Safe Drinking Water Act detection limit (SDWA DL) is sample-specific unless otherwise stated elsewhere in this narrative. Radiochemistry sample results are reported with the count date/time applied as the Activity Reference Date.MWI-12A (400-235308-1), PZ-14 (400-235308-2), (LCS 160-606560/2-A), (LCSD 160-606560/3-A) and (MB 160-606560/1-A)

Method 9320_Ra228: Radium-226 Prep Batch 160-606561. The following samples were prepared at a reduced aliquot due to Matrix: MWI-12A (400-235308-1) and PZ-14 (400-235308-2). A laboratory control sample/ laboratory control sample duplicate (LCS/LCSD) were prepared instead of a sample duplicate (DUP) to demonstrate batch precision.

Method 9320_Ra228: Radium-228 batch 606561. Any minimum detectable concentration (MDC), critical value (DLC), or Safe Drinking Water Act detection limit (SDWA DL) is sample-specific unless otherwise stated elsewhere in this narrative. Radiochemistry sample results are reported with the count date/time applied as the Activity Reference Date.MWI-12A (400-235308-1), PZ-14 (400-235308-2), (LCS 160-606561/2-A), (LCSD 160-606561/3-A) and (MB 160-606561/1-A)

No additional analytical or quality issues were noted, other than those described above or in the Definitions/ Glossary page.

Method Summary

Client: Florida Power and Light
Project/Site: CCR Smith Plant

Job ID: 400-235308-2
SDG: Delineation Well

Method	Method Description	Protocol	Laboratory
9315	Radium-226 (GFPC)	SW846	EET SL
9320	Radium-228 (GFPC)	SW846	EET SL
Ra226_Ra228	Combined Radium-226 and Radium-228	TAL-STL	EET SL
PrecSep_0	Preparation, Precipitate Separation	None	EET SL
PrecSep-21	Preparation, Precipitate Separation (21-Day In-Growth)	None	EET SL

Protocol References:

None = None

SW846 = "Test Methods For Evaluating Solid Waste, Physical/Chemical Methods", Third Edition, November 1986 And Its Updates.

TAL-STL = TestAmerica Laboratories, St. Louis, Facility Standard Operating Procedure.

Laboratory References:

EET SL = Eurofins St. Louis, 13715 Rider Trail North, Earth City, MO 63045, TEL (314)298-8566

Sample Summary

Client: Florida Power and Light
Project/Site: CCR Smith Plant

Job ID: 400-235308-2
SDG: Delineation Well

Lab Sample ID	Client Sample ID	Matrix	Collected	Received
400-235308-1	MWI-12A	Water	03/30/23 09:53	03/30/23 15:41
400-235308-2	PZ-14	Water	03/29/23 09:39	03/30/23 15:41

Client Sample Results

Client: Florida Power and Light
Project/Site: CCR Smith Plant

Job ID: 400-235308-2
SDG: Delineation Well

Client Sample ID: MWI-12A

Date Collected: 03/30/23 09:53
Date Received: 03/30/23 15:41

Lab Sample ID: 400-235308-1

Matrix: Water

Method: SW846 9315 - Radium-226 (GFPC)

Analyte	Result	Qualifier	Count Uncert. (2σ+/-)	Total Uncert. (2σ+/-)	RL	MDC	Unit	Prepared	Analyzed	Dil Fac
Radium-226	5.43		0.559	0.742	1.00	0.213	pCi/L	04/07/23 09:22	05/01/23 15:59	1

Carrier	*%Yield*	*Qualifier*	*Limits*	*Prepared*	*Analyzed*	*Dil Fac*
Ba Carrier	*95.2*		*30 - 110*	*04/07/23 09:22*	*05/01/23 15:59*	*1*

Method: SW846 9320 - Radium-228 (GFPC)

Analyte	Result	Qualifier	Count Uncert. (2σ+/-)	Total Uncert. (2σ+/-)	RL	MDC	Unit	Prepared	Analyzed	Dil Fac
Radium-228	1.47		0.503	0.521	1.00	0.574	pCi/L	04/07/23 09:43	04/28/23 12:24	1

Carrier	*%Yield*	*Qualifier*	*Limits*	*Prepared*	*Analyzed*	*Dil Fac*
Ba Carrier	*95.2*		*30 - 110*	*04/07/23 09:43*	*04/28/23 12:24*	*1*
Y Carrier	*83.0*		*30 - 110*	*04/07/23 09:43*	*04/28/23 12:24*	*1*

Method: TAL-STL Ra226_Ra228 - Combined Radium-226 and Radium-228

Analyte	Result	Qualifier	Count Uncert. (2σ+/-)	Total Uncert. (2σ+/-)	RL	MDC	Unit	Prepared	Analyzed	Dil Fac
Combined Radium 226 + 228	6.89		0.752	0.907	5.00	0.574	pCi/L		05/02/23 10:46	1

Client Sample Results

Client: Florida Power and Light
Project/Site: CCR Smith Plant

Job ID: 400-235308-2
SDG: Delineation Well

Client Sample ID: PZ-14

Date Collected: 03/29/23 09:39
Date Received: 03/30/23 15:41

Lab Sample ID: 400-235308-2

Matrix: Water

Method: SW846 9315 - Radium-226 (GFPC)

Analyte	Result	Qualifier	Count Uncert. (2σ+/-)	Total Uncert. (2σ+/-)	RL	MDC	Unit	Prepared	Analyzed	Dil Fac
Radium-226	7.05		0.636	0.898	1.00	0.193	pCi/L	04/07/23 09:22	05/01/23 16:00	1

Carrier	*%Yield*	*Qualifier*	*Limits*	*Prepared*	*Analyzed*	*Dil Fac*
Ba Carrier	*94.7*		*30 - 110*	*04/07/23 09:22*	*05/01/23 16:00*	*1*

Method: SW846 9320 - Radium-228 (GFPC)

Analyte	Result	Qualifier	Count Uncert. (2σ+/-)	Total Uncert. (2σ+/-)	RL	MDC	Unit	Prepared	Analyzed	Dil Fac
Radium-228	8.48		0.999	1.27	1.00	0.578	pCi/L	04/07/23 09:43	04/28/23 12:24	1

Carrier	*%Yield*	*Qualifier*	*Limits*	*Prepared*	*Analyzed*	*Dil Fac*
Ba Carrier	*94.7*		*30 - 110*	*04/07/23 09:43*	*04/28/23 12:24*	*1*
Y Carrier	*87.1*		*30 - 110*	*04/07/23 09:43*	*04/28/23 12:24*	*1*

Method: TAL-STL Ra226_Ra228 - Combined Radium-226 and Radium-228

Analyte	Result	Qualifier	Count Uncert. (2σ+/-)	Total Uncert. (2σ+/-)	RL	MDC	Unit	Prepared	Analyzed	Dil Fac
Combined Radium 226 + 228	15.5		1.18	1.56	5.00	0.578	pCi/L		05/02/23 10:46	1

Definitions/Glossary

Client: Florida Power and Light
Project/Site: CCR Smith Plant

Job ID: 400-235308-2
SDG: Delineation Well

Qualifiers

Rad

Qualifier	Qualifier Description
U	Result is less than the sample detection limit.

Glossary

Abbreviation	These commonly used abbreviations may or may not be present in this report.
¤	Listed under the "D" column to designate that the result is reported on a dry weight basis
%R	Percent Recovery
CFL	Contains Free Liquid
CFU	Colony Forming Unit
CNF	Contains No Free Liquid
DER	Duplicate Error Ratio (normalized absolute difference)
Dil Fac	Dilution Factor
DL	Detection Limit (DoD/DOE)
DL, RA, RE, IN	Indicates a Dilution, Re-analysis, Re-extraction, or additional Initial metals/anion analysis of the sample
DLC	Decision Level Concentration (Radiochemistry)
EDL	Estimated Detection Limit (Dioxin)
LOD	Limit of Detection (DoD/DOE)
LOQ	Limit of Quantitation (DoD/DOE)
MCL	EPA recommended "Maximum Contaminant Level"
MDA	Minimum Detectable Activity (Radiochemistry)
MDC	Minimum Detectable Concentration (Radiochemistry)
MDL	Method Detection Limit
ML	Minimum Level (Dioxin)
MPN	Most Probable Number
MQL	Method Quantitation Limit
NC	Not Calculated
ND	Not Detected at the reporting limit (or MDL or EDL if shown)
NEG	Negative / Absent
POS	Positive / Present
PQL	Practical Quantitation Limit
PRES	Presumptive
QC	Quality Control
RER	Relative Error Ratio (Radiochemistry)
RL	Reporting Limit or Requested Limit (Radiochemistry)
RPD	Relative Percent Difference, a measure of the relative difference between two points
TEF	Toxicity Equivalent Factor (Dioxin)
TEQ	Toxicity Equivalent Quotient (Dioxin)
TNTC	Too Numerous To Count

Lab Chronicle

Client: Florida Power and Light
Project/Site: CCR Smith Plant

Job ID: 400-235308-2
SDG: Delineation Well

Client Sample ID: MWI-12A
Date Collected: 03/30/23 09:53
Date Received: 03/30/23 15:41

Lab Sample ID: 400-235308-1
Matrix: Water

Prep Type	Batch Type	Batch Method	Run	Dilution Factor	Batch Number	Analyst	Lab	Prepared or Analyzed
Total/NA	Prep	PrecSep-21			606560	DJP	EET SL	04/07/23 09:22
Total/NA	Analysis	9315		1	609530	FLC	EET SL	05/01/23 15:59
Total/NA	Prep	PrecSep_0			606561	DJP	EET SL	04/07/23 09:43
Total/NA	Analysis	9320		1	609232	FLC	EET SL	04/28/23 12:24
Total/NA	Analysis	Ra226_Ra228		1	609650	SCB	EET SL	05/02/23 10:46

Client Sample ID: PZ-14
Date Collected: 03/29/23 09:39
Date Received: 03/30/23 15:41

Lab Sample ID: 400-235308-2
Matrix: Water

Prep Type	Batch Type	Batch Method	Run	Dilution Factor	Batch Number	Analyst	Lab	Prepared or Analyzed
Total/NA	Prep	PrecSep-21			606560	DJP	EET SL	04/07/23 09:22
Total/NA	Analysis	9315		1	609530	FLC	EET SL	05/01/23 16:00
Total/NA	Prep	PrecSep_0			606561	DJP	EET SL	04/07/23 09:43
Total/NA	Analysis	9320		1	609232	FLC	EET SL	04/28/23 12:24
Total/NA	Analysis	Ra226_Ra228		1	609650	SCB	EET SL	05/02/23 10:46

Laboratory References:

EET SL = Eurofins St. Louis, 13715 Rider Trail North, Earth City, MO 63045, TEL (314)298-8566

QC Association Summary

Client: Florida Power and Light
Project/Site: CCR Smith Plant

Job ID: 400-235308-2
SDG: Delineation Well

Rad

Prep Batch: 606560

Lab Sample ID	Client Sample ID	Prep Type	Matrix	Method	Prep Batch
400-235308-1	MWI-12A	Total/NA	Water	PrecSep-21	
400-235308-2	PZ-14	Total/NA	Water	PrecSep-21	
MB 160-606560/1-A	Method Blank	Total/NA	Water	PrecSep-21	
LCS 160-606560/2-A	Lab Control Sample	Total/NA	Water	PrecSep-21	
LCSD 160-606560/3-A	Lab Control Sample Dup	Total/NA	Water	PrecSep-21	

Prep Batch: 606561

Lab Sample ID	Client Sample ID	Prep Type	Matrix	Method	Prep Batch
400-235308-1	MWI-12A	Total/NA	Water	PrecSep_0	
400-235308-2	PZ-14	Total/NA	Water	PrecSep_0	
MB 160-606561/1-A	Method Blank	Total/NA	Water	PrecSep_0	
LCS 160-606561/2-A	Lab Control Sample	Total/NA	Water	PrecSep_0	
LCSD 160-606561/3-A	Lab Control Sample Dup	Total/NA	Water	PrecSep_0	

Method: 9315 - Radium-226 (GFPC)

Lab Sample ID: MB 160-606560/1-A
Matrix: Water
Analysis Batch: 609523

Client Sample ID: Method Blank
Prep Type: Total/NA
Prep Batch: 606560

Analyte	MB Result	MB Qualifier	Count Uncert. (2σ+/-)	Total Uncert. (2σ+/-)	RL	MDC	Unit	Prepared	Analyzed	Dil Fac
Radium-226	0.04520	U	0.0998	0.0999	1.00	0.180	pCi/L	04/07/23 09:22	05/01/23 14:44	1

Carrier	*MB %Yield*	*MB Qualifier*	*Limits*	*Prepared*	*Analyzed*	*Dil Fac*
Ba Carrier	*86.6*		*30 - 110*	*04/07/23 09:22*	*05/01/23 14:44*	*1*

Lab Sample ID: LCS 160-606560/2-A
Matrix: Water
Analysis Batch: 609523

Client Sample ID: Lab Control Sample
Prep Type: Total/NA
Prep Batch: 606560

Analyte			Spike Added	LCS Result	LCS Qual	Total Uncert. (2σ+/-)	RL	MDC	Unit	%Rec	%Rec Limits		
Radium-226			11.3	10.45		1.16	1.00	0.190	pCi/L	92	70 - 113		

Carrier	*LCS %Yield*	*LCS Qualifier*	*Limits*
Ba Carrier	*87.6*		*30 - 110*

Lab Sample ID: LCSD 160-606560/3-A
Matrix: Water
Analysis Batch: 609523

Client Sample ID: Lab Control Sample Dup
Prep Type: Total/NA
Prep Batch: 606560

Analyte			Spike Added	LCSD Result	LCSD Qual	Total Uncert. (2σ+/-)	RL	MDC	Unit	%Rec	%Rec Limits	RER	RER Limit
Radium-226			11.3	11.23		1.23	1.00	0.171	pCi/L	99	70 - 113	0.32	1

Carrier	*LCSD %Yield*	*LCSD Qualifier*	*Limits*
Ba Carrier	*87.8*		*30 - 110*

Method: 9320 - Radium-228 (GFPC)

Lab Sample ID: MB 160-606561/1-A
Matrix: Water
Analysis Batch: 609232

Client Sample ID: Method Blank
Prep Type: Total/NA
Prep Batch: 606561

Analyte	MB Result	MB Qualifier	Count Uncert. (2σ+/-)	Total Uncert. (2σ+/-)	RL	MDC	Unit	Prepared	Analyzed	Dil Fac
Radium-228	0.2288	U	0.314	0.315	1.00	0.527	pCi/L	04/07/23 09:43	04/28/23 12:22	1

Carrier	*MB %Yield*	*MB Qualifier*	*Limits*	*Prepared*	*Analyzed*	*Dil Fac*
Ba Carrier	*86.6*		*30 - 110*	*04/07/23 09:43*	*04/28/23 12:22*	*1*
Y Carrier	*82.2*		*30 - 110*	*04/07/23 09:43*	*04/28/23 12:22*	*1*

Method: 9320 - Radium-228 (GFPC) (Continued)

Lab Sample ID: LCS 160-606561/2-A
Matrix: Water
Analysis Batch: 609232

Client Sample ID: Lab Control Sample
Prep Type: Total/NA
Prep Batch: 606561

Analyte			Spike Added	LCS Result	LCS Qual	Total Uncert. (2σ+/-)	RL	MDC	Unit	%Rec	%Rec Limits		
Radium-228			8.00	9.377		1.27	1.00	0.519	pCi/L	117	75 - 125		

Carrier	*LCS %Yield*	*LCS Qualifier*	*Limits*
Ba Carrier	*87.6*		*30 - 110*
Y Carrier	*87.5*		*30 - 110*

Lab Sample ID: LCSD 160-606561/3-A
Matrix: Water
Analysis Batch: 609232

Client Sample ID: Lab Control Sample Dup
Prep Type: Total/NA
Prep Batch: 606561

Analyte			Spike Added	LCSD Result	LCSD Qual	Total Uncert. (2σ+/-)	RL	MDC	Unit	%Rec	%Rec Limits	RER	RER Limit
Radium-228			8.00	9.203		1.28	1.00	0.627	pCi/L	115	75 - 125	0.07	1

Carrier	*LCSD %Yield*	*LCSD Qualifier*	*Limits*
Ba Carrier	*87.8*		*30 - 110*
Y Carrier	*86.4*		*30 - 110*

Eurofins Pensacola
3355 McLemore Drive
Pensacola, FL 32514
Phone: 850-474-1001 Fax: 850-478-2671

Chain of Custody Record

eurofins | Environment Testing

Client Information	Sampler: Kirk Hagendorfer	Lab PM: Whitmire, Cheyenne R	Carrier Tracking No(s):	COC No: 400-119415-31203.1
Client Contact: Barry Evans	Phone: 850-336-0192	E-Mail: Cheyenne.Whitmire@et.eurofinsus.com	State of Origin:	Page: Page 1 of 1
Company: Florida Power and Light	PWSID:			Job #:
Address: BIN 731 One Energy Place	Due Date Requested:			
City: Pensacola	TAT Requested (days):			
State, Zip: FL, 32520	Compliance Project: Δ Yes Δ No			
Phone: 850-444-6427(Tel)	PO #: 2000403482			
Email: Barry.Evans@nexteraenergy.com	WO #: 3000004117			
Project Name: CCR Smith Plant Delineation Sampling Event Desc: CCR Smith F	Project #: 40006609			
Site: Florida	SSOW#:			

Analysis Requested

Preservation Codes:

A - HCL, B - NaOH, C - Zn Acetate, D - Nitric Acid, E - NaHSO4, F - MeOH, G - Amchlor, H - Ascorbic Acid, I - Ice, J - DI Water, K - EDTA, L - EDA, M - Hexane, N - None, O - AsNaO2, P - Na2O4S, Q - Na2SO3, R - Na2S2O3, S - H2SO4, T - TSP Dodecahydrate, U - Acetone, V - MCAA, W - pH 4-5, Y - Trizma, Z - other (specify)

Other:

400-235308 COC

Sample Identification	Sample Date	Sample Time	Sample Type (C=comp, G=grab)	Matrix (W=water, S=solid, O=waste/oil, BT=Tissue, A=Air)	Field Filtered Sample (Yes or No)	Perform MS/MSD (Yes or No)	9315_Ra226, 9320_Ra228, Ra226Ra228_GFPC	SM4500_Cl_E - Chloride	FieldSampling - Field Sampling Parameters	6020, 7470A	2540C - Total Dissolved Solids	4500_F_C - Fluoride	SM4500_SO4_E - Sulfate	Total Number of containers	Special Instructions/Note:
			Preservation Code:				D	N	N	D	N	N	N		
MWI-12A	3-30-23	0953	G	Water	N		X	X	X	X	X	X	X	3	
PZ-14	3-29-23	0939	G	Water	N		X	X	X	X	X	X	X	3	
~~MW-11 HORIZONTAL~~ RDH 3-30-23				Water											
~~MW-13 HORIZONTAL~~ RDH 3-30-23				Water											
				Water											

Possible Hazard Identification
☐ Non-Hazard ☐ Flammable ☐ Skin Irritant ☐ Poison B ☐ Unknown ☐ Radiological

Sample Disposal (A fee may be assessed if samples are retained longer than 1 month)
☐ Return To Client ☐ Disposal By Lab ☐ Archive For _____ Months

Deliverable Requested: I, II, III, IV, Other (specify)

Special Instructions/QC Requirements:

Empty Kit Relinquished by:	Date:	Time:	Method of Shipment:

	Relinquished by:	Date/Time:	Company	Received by:	Date/Time:	Company
1	[signature]	3-30-23 12:38	RDH ENV.	Princeton Hagendorfer	3/30/23 12:38	RDH
2	Princeton Hagendorfer 342	3/30/23 13:41	RDH	[signature]	3/30/23 1541	EES
3		Bld				

Custody Seals Intact: Δ Yes Δ No	Custody Seal No.:	Cooler Temperature(s) °C and Other Remarks: 1.1 2 5 36 38 4.0 IR10

Ver: 06/08/2021

Login Sample Receipt Checklist

Client: Florida Power and Light

Job Number: 400-235308-2
SDG Number: Delineation Well

Login Number: 235308
List Number: 1
Creator: Roberts, Alexis J

List Source: Eurofins Pensacola

Question	Answer	Comment
Radioactivity wasn't checked or is </= background as measured by a survey meter.	N/A	
The cooler's custody seal, if present, is intact.	N/A	
Sample custody seals, if present, are intact.	N/A	
The cooler or samples do not appear to have been compromised or tampered with.	True	
Samples were received on ice.	True	
Cooler Temperature is acceptable.	True	
Cooler Temperature is recorded.	True	1.1°C, 2.5°C, 3.6°C, 3.8°C 4.0°C IR10
COC is present.	True	
COC is filled out in ink and legible.	True	
COC is filled out with all pertinent information.	True	
Is the Field Sampler's name present on COC?	True	
There are no discrepancies between the containers received and the COC.	True	
Samples are received within Holding Time (excluding tests with immediate HTs)	True	
Sample containers have legible labels.	True	
Containers are not broken or leaking.	True	
Sample collection date/times are provided.	True	
Appropriate sample containers are used.	True	
Sample bottles are completely filled.	True	
Sample Preservation Verified.	True	
There is sufficient vol. for all requested analyses, incl. any requested MS/MSDs	True	
Containers requiring zero headspace have no headspace or bubble is <6mm (1/4").	N/A	
Multiphasic samples are not present.	True	
Samples do not require splitting or compositing.	True	
Residual Chlorine Checked.	N/A	

Login Sample Receipt Checklist

Client: Florida Power and Light

Job Number: 400-235308-2
SDG Number: Delineation Well

Login Number: 235308
List Number: 2
Creator: Sharkey-Gonzalez, Briana L

List Source: Eurofins St. Louis
List Creation: 04/03/23 02:33 PM

Question	Answer	Comment
Radioactivity wasn't checked or is </= background as measured by a survey meter.	True	
The cooler's custody seal, if present, is intact.	True	
Sample custody seals, if present, are intact.	True	
The cooler or samples do not appear to have been compromised or tampered with.	True	
Samples were received on ice.	N/A	
Cooler Temperature is acceptable.	True	
Cooler Temperature is recorded.	True	
COC is present.	True	
COC is filled out in ink and legible.	True	
COC is filled out with all pertinent information.	True	
Is the Field Sampler's name present on COC?	True	
There are no discrepancies between the containers received and the COC.	True	
Samples are received within Holding Time (excluding tests with immediate HTs)	True	
Sample containers have legible labels.	True	
Containers are not broken or leaking.	True	
Sample collection date/times are provided.	True	
Appropriate sample containers are used.	True	
Sample bottles are completely filled.	True	
Sample Preservation Verified.	True	
There is sufficient vol. for all requested analyses, incl. any requested MS/MSDs	True	
Containers requiring zero headspace have no headspace or bubble is <6mm (1/4").	True	
Multiphasic samples are not present.	True	
Samples do not require splitting or compositing.	True	
Residual Chlorine Checked.	N/A	

Accreditation/Certification Summary

Client: Florida Power and Light
Project/Site: CCR Smith Plant

Job ID: 400-235308-2
SDG: Delineation Well

Laboratory: Eurofins St. Louis

All accreditations/certifications held by this laboratory are listed. Not all accreditations/certifications are applicable to this report.

Authority	Program	Identification Number	Expiration Date
Alaska (UST)	State	20-001	05-06-25
ANAB	Dept. of Defense ELAP	L2305	04-06-25
ANAB	Dept. of Energy	L2305.01	04-06-25
ANAB	ISO/IEC 17025	L2305	04-06-25
Arizona	State	AZ0813	12-08-23
California	Los Angeles County Sanitation Districts	10259	06-30-22 *
California	State	2886	06-30-23
Florida	NELAP	E87689	06-30-23
HI - RadChem Recognition	State	n/a	06-30-23
Illinois	NELAP	200023	11-30-23
Iowa	State	373	12-01-24
Kansas	NELAP	E-10236	10-31-23
Kentucky (DW)	State	KY90125	12-31-23
Kentucky (WW)	State	KY90125 (Permit KY0004049)	12-31-23
Louisiana (All)	NELAP	04080	06-30-23
Louisiana (DW)	State	LA011	12-31-23
Maryland	State	310	09-30-23
MI - RadChem Recognition	State	9005	06-30-23
Missouri	State	780	06-30-25
Nevada	State	MO000542020-1	07-31-23
New Jersey	NELAP	MO002	06-30-23
New York	NELAP	11616	03-31-24
North Carolina (DW)	State	29700	07-31-23
North Dakota	State	R-207	06-30-23
Oklahoma	NELAP	9997	08-31-23
Oregon	NELAP	4157	09-01-23
Pennsylvania	NELAP	68-00540	02-28-24
South Carolina	State	85002001	06-30-23
Texas	NELAP	T104704193	07-31-23
US Fish & Wildlife	US Federal Programs	058448	07-31-23
USDA	US Federal Programs	P330-17-00028	06-11-23
Utah	NELAP	MO000542021-14	07-31-23
Virginia	NELAP	10310	06-14-23
Washington	State	C592	08-30-23
West Virginia DEP	State	381	10-31-23

* Accreditation/Certification renewal pending - accreditation/certification considered valid.

Low-Flow Test Report:

Test Date / Time: 8/28/2023 12:26:50 PM
Project: Smith CCR MW-02
Operator Name: Rick Hagendorfer

Location Name: Smith CCR MW-02 **Well Diameter: 2 in** **Casing Type: PVC** **Screen Length: 10 ft** **Top of Screen: 16 ft** **Total Depth: 26 ft** **Initial Depth to Water: 7.04 ft**	**Pump Type: PP** **Tubing Type: PE** **Pump Intake From TOC: 21 ft** **Estimated Total Volume Pumped: 18000 ml** **Flow Cell Volume: 90 ml** **Final Flow Rate: 400 ml/min** **Final Draw Down: 2.2 ft**	**Instrument Used: Aqua TROLL 400** **Serial Number: 852546**

Test Notes:

Weather Conditions:
P/C 93

Low-Flow Readings:

Date Time	Elapsed Time	pH	Temperature	Specific Conductivity	RDO Concentration	Turbidity	ORP	Depth to Water	Flow
		+/- 0.2	+/- 0.2	+/- 5 %	+/- 0.2	+/- 10	+/- 20	+/- 0.3	
8/28/2023 12:26 PM	00:00	5.01 pH	28.89 °C	68.08 µS/cm	2.22 mg/L		49.3 mV	7.04 ft	400.00 ml/min
8/28/2023 12:31 PM	05:00	5.26 pH	26.79 °C	67.28 µS/cm	0.14 mg/L	1.49 NTU	-15.5 mV	8.80 ft	400.00 ml/min
8/28/2023 12:36 PM	10:00	5.33 pH	26.39 °C	70.53 µS/cm	0.11 mg/L	0.54 NTU	-37.6 mV	9.00 ft	400.00 ml/min
8/28/2023 12:41 PM	15:00	5.42 pH	26.22 °C	75.69 µS/cm	0.11 mg/L	0.64 NTU	-52.6 mV	9.12 ft	400.00 ml/min
8/28/2023 12:46 PM	20:00	5.48 pH	26.15 °C	79.49 µS/cm	0.10 mg/L	0.85 NTU	-66.3 mV	9.19 ft	400.00 ml/min
8/28/2023 12:51 PM	25:00	5.50 pH	25.92 °C	79.68 µS/cm	0.10 mg/L	1.28 NTU	-78.4 mV	9.22 ft	400.00 ml/min
8/28/2023 12:56 PM	30:00	5.52 pH	25.89 °C	80.51 µS/cm	0.10 mg/L	0.90 NTU	-88.2 mV	9.24 ft	400.00 ml/min
8/28/2023 1:01 PM	35:00	5.53 pH	26.10 °C	80.91 µS/cm	0.10 mg/L	0.97 NTU	-96.8 mV	9.24 ft	400.00 ml/min
8/28/2023 1:06 PM	40:00	5.55 pH	25.92 °C	81.47 µS/cm	0.10 mg/L	0.98 NTU	-103.6 mV	9.24 ft	400.00 ml/min
8/28/2023 1:11 PM	45:00	5.56 pH	26.05 °C	82.85 µS/cm	0.10 mg/L	0.95 NTU	-109.8 mV	9.24 ft	400.00 ml/min

Samples

Sample ID:	Description:

MW-02	Sample time 1316.
Dup-01	Fake sample time 1216

Created using VuSitu from In-Situ, Inc.

Low-Flow Test Report:

Test Date / Time: 8/28/2023 4:13:12 PM
Project: Smith CCR MW-03
Operator Name: Todd Voreis

Location Name: Smith CCR MW-03 **Well Diameter: 2 in** **Casing Type: PVC** **Screen Length: 10 ft** **Top of Screen: 23 ft** **Total Depth: 33 ft** **Initial Depth to Water: 7.95 ft**	**Pump Type: PP** **Tubing Type: PE** **Pump Intake From TOC: 28 ft** **Estimated Total Volume Pumped: 40000 ml** **Flow Cell Volume: 90 ml** **Final Flow Rate: 400 ml/min** **Final Draw Down: 0.29 ft**	**Instrument Used: Aqua TROLL 400** **Serial Number: 994415**

Test Notes:

Weather Conditions:
Partly cloudy, 86 degrees F

Low-Flow Readings:

Date Time	Elapsed Time	pH	Temperature	Specific Conductivity	RDO Concentration	Turbidity	ORP	Depth to Water	Flow
		+/- 0.2	+/- 0.2	+/- 5 %	+/- 0.2	+/- 10	+/- 20	+/- 0.3	
8/28/2023 4:13 PM	00:00	5.19 pH	31.73 °C	55.17 µS/cm	0.25 mg/L		122.2 mV	7.95 ft	400.00 ml/min
8/28/2023 4:18 PM	05:00	4.92 pH	22.99 °C	63.92 µS/cm	0.10 mg/L	76.40 NTU	128.4 mV	8.05 ft	400.00 ml/min
8/28/2023 4:23 PM	10:00	4.88 pH	21.67 °C	65.00 µS/cm	0.09 mg/L	43.80 NTU	151.0 mV	8.06 ft	400.00 ml/min
8/28/2023 4:28 PM	15:00	4.86 pH	21.45 °C	65.35 µS/cm	0.08 mg/L	32.40 NTU	151.6 mV	8.09 ft	400.00 ml/min
8/28/2023 4:33 PM	20:00	4.86 pH	21.40 °C	65.37 µS/cm	0.08 mg/L	22.40 NTU	151.2 mV	8.10 ft	400.00 ml/min
8/28/2023 4:38 PM	25:00	4.85 pH	21.35 °C	65.26 µS/cm	0.07 mg/L	19.50 NTU	150.5 mV	8.11 ft	400.00 ml/min
8/28/2023 4:43 PM	30:00	4.84 pH	21.32 °C	65.23 µS/cm	0.07 mg/L	14.30 NTU	149.9 mV	8.13 ft	400.00 ml/min
8/28/2023 4:48 PM	35:00	4.84 pH	21.28 °C	65.01 µS/cm	0.07 mg/L	10.50 NTU	148.2 mV	8.14 ft	400.00 ml/min
8/28/2023 4:53 PM	40:00	4.84 pH	21.23 °C	65.16 µS/cm	0.06 mg/L	8.67 NTU	146.4 mV	8.14 ft	400.00 ml/min
8/28/2023 4:58 PM	45:00	4.84 pH	21.22 °C	65.18 µS/cm	0.06 mg/L	6.50 NTU	144.8 mV	8.16 ft	400.00 ml/min
8/28/2023 5:03 PM	50:00	4.85 pH	21.18 °C	64.88 µS/cm	0.06 mg/L	6.04 NTU	143.0 mV	8.17 ft	400.00 ml/min
8/28/2023 5:08 PM	55:00	4.84 pH	21.17 °C	65.62 µS/cm	0.06 mg/L	5.00 NTU	141.3 mV	8.17 ft	400.00 ml/min
8/28/2023 5:13 PM	01:00:00	4.85 pH	21.13 °C	65.41 µS/cm	0.06 mg/L	4.80 NTU	139.5 mV	8.19 ft	400.00 ml/min

8/28/2023 5:18 PM	01:05:00	4.85 pH	21.12 °C	65.08 µS/cm	0.06 mg/L	4.64 NTU	137.8 mV	8.20 ft	400.00 ml/min
8/28/2023 5:23 PM	01:10:00	4.85 pH	21.09 °C	65.33 µS/cm	0.06 mg/L	4.31 NTU	136.7 mV	8.20 ft	400.00 ml/min
8/28/2023 5:28 PM	01:15:00	4.84 pH	21.09 °C	65.19 µS/cm	0.06 mg/L	3.25 NTU	134.9 mV	8.20 ft	400.00 ml/min
8/28/2023 5:33 PM	01:20:00	4.84 pH	21.10 °C	65.06 µS/cm	0.06 mg/L	2.86 NTU	133.5 mV	8.22 ft	400.00 ml/min
8/28/2023 5:38 PM	01:25:00	4.83 pH	21.14 °C	64.94 µS/cm	0.06 mg/L	2.45 NTU	131.8 mV	8.22 ft	400.00 ml/min
8/28/2023 5:43 PM	01:30:00	4.85 pH	21.11 °C	64.76 µS/cm	0.06 mg/L	2.05 NTU	130.3 mV	8.23 ft	400.00 ml/min
8/28/2023 5:48 PM	01:35:00	4.84 pH	21.18 °C	64.88 µS/cm	0.06 mg/L	2.23 NTU	128.8 mV	8.24 ft	400.00 ml/min
8/28/2023 5:53 PM	01:40:00	4.83 pH	21.10 °C	65.13 µS/cm	0.05 mg/L	2.00 NTU	127.7 mV	8.24 ft	400.00 ml/min

Samples

Sample ID:	Description:
Smith CCR MW-03	Sample time 1800

Low-Flow Test Report:

Test Date / Time: 8/28/2023 12:21:15 PM
Project: Smith CCR MW-12
Operator Name: Todd Voreis

Location Name: Smith CCR MW-12 **Well Diameter: 2 in** **Casing Type: PVC** **Screen Length: 10 ft** **Top of Screen: 21.7 ft** **Total Depth: 31.7 ft** **Initial Depth to Water: 9.23 ft**	**Pump Type: PP** **Tubing Type: PE** **Pump Intake From TOC: 26.7 ft** **Estimated Total Volume Pumped: 38000 ml** **Flow Cell Volume: 90 ml** **Final Flow Rate: 400 ml/min** **Final Draw Down: 9.76 ft**	**Instrument Used: Aqua TROLL 400** **Serial Number: 994415**

Test Notes:

Weather Conditions:
Fair, 94 degrees F

Low-Flow Readings:

Date Time	Elapsed Time	pH	Temperature	Specific Conductivity	RDO Concentration	Turbidity	ORP	Depth to Water	Flow
		+/- 0.2	+/- 0.2	+/- 5 %	+/- 0.2	+/- 10	+/- 20	+/- 0.3	
8/28/2023 12:21 PM	00:00	6.11 pH	28.47 °C	1,062.8 µS/cm	0.15 mg/L		-7.1 mV	9.23 ft	400.00 ml/min
8/28/2023 12:26 PM	05:00	6.10 pH	24.88 °C	1,063.7 µS/cm	0.12 mg/L	2.59 NTU	-6.9 mV	13.22 ft	400.00 ml/min
8/28/2023 12:31 PM	10:00	6.10 pH	25.25 °C	1,055.0 µS/cm	0.10 mg/L	1.86 NTU	-6.9 mV	13.81 ft	400.00 ml/min
8/28/2023 12:36 PM	15:00	6.10 pH	24.69 °C	1,041.3 µS/cm	0.09 mg/L	1.63 NTU	-5.7 mV	14.80 ft	400.00 ml/min
8/28/2023 12:41 PM	20:00	6.08 pH	24.81 °C	1,027.9 µS/cm	0.09 mg/L	1.81 NTU	-3.7 mV	15.46 ft	400.00 ml/min
8/28/2023 12:46 PM	25:00	6.08 pH	24.47 °C	1,016.7 µS/cm	0.08 mg/L	1.66 NTU	-2.0 mV	15.97 ft	400.00 ml/min
8/28/2023 12:51 PM	30:00	6.07 pH	24.67 °C	1,006.4 µS/cm	0.08 mg/L	1.47 NTU	-0.7 mV	16.49 ft	400.00 ml/min
8/28/2023 12:56 PM	35:00	6.05 pH	24.70 °C	985.40 µS/cm	0.08 mg/L	1.53 NTU	1.1 mV	16.90 ft	400.00 ml/min
8/28/2023 1:01 PM	40:00	6.04 pH	24.43 °C	981.34 µS/cm	0.08 mg/L	1.46 NTU	2.4 mV	17.16 ft	400.00 ml/min
8/28/2023 1:06 PM	45:00	6.01 pH	24.71 °C	951.66 µS/cm	0.07 mg/L	1.62 NTU	4.7 mV	17.52 ft	400.00 ml/min
8/28/2023 1:11 PM	50:00	6.00 pH	24.54 °C	951.33 µS/cm	0.07 mg/L	2.12 NTU	5.6 mV	17.75 ft	400.00 ml/min
8/28/2023 1:16 PM	55:00	5.99 pH	24.56 °C	932.88 µS/cm	0.07 mg/L	2.73 NTU	6.4 mV	17.92 ft	400.00 ml/min
8/28/2023 1:21 PM	01:00:00	5.97 pH	24.14 °C	933.84 µS/cm	0.08 mg/L	1.78 NTU	7.3 mV	18.00 ft	400.00 ml/min

8/28/2023 1:26 PM	01:05:00	5.96 pH	24.06 °C	921.36 µS/cm	0.07 mg/L	1.79 NTU	8.1 mV	18.13 ft	400.00 ml/min
8/28/2023 1:31 PM	01:10:00	5.94 pH	23.81 °C	913.52 µS/cm	0.08 mg/L	1.93 NTU	8.6 mV	18.29 ft	400.00 ml/min
8/28/2023 1:36 PM	01:15:00	5.93 pH	23.84 °C	901.05 µS/cm	0.08 mg/L	2.19 NTU	9.2 mV	18.42 ft	400.00 ml/min
8/28/2023 1:41 PM	01:20:00	5.91 pH	24.21 °C	883.94 µS/cm	0.07 mg/L	1.94 NTU	9.6 mV	18.56 ft	400.00 ml/min
8/28/2023 1:46 PM	01:25:00	5.90 pH	24.11 °C	870.77 µS/cm	0.08 mg/L	2.11 NTU	9.7 mV	18.84 ft	400.00 ml/min
8/28/2023 1:51 PM	01:30:00	5.89 pH	24.15 °C	859.62 µS/cm	0.07 mg/L	3.31 NTU	9.7 mV	18.91 ft	400.00 ml/min
8/28/2023 1:56 PM	01:35:00	5.88 pH	24.10 °C	850.49 µS/cm	0.08 mg/L	2.23 NTU	9.8 mV	18.99 ft	400.00 ml/min

Samples

Sample ID:	Description:
MW-12	Sample time 1358

Created using VuSitu from In-Situ, Inc.

Low-Flow Test Report:

Test Date / Time: 8/31/2023 9:18:14 AM
Project: Smith CCR MW-08R
Operator Name: Rick Hagendorfer

Location Name: Smith CCR MW-08R **Well Diameter: 2 in** **Casing Type: PVC** **Screen Length: 10 ft** **Top of Screen: 21 ft** **Total Depth: 31 ft** **Initial Depth to Water: 5.29 ft**	**Pump Type: PP** **Tubing Type: PE** **Pump Intake From TOC: 26 ft** **Estimated Total Volume Pumped: 26000 ml** **Flow Cell Volume: 90 ml** **Final Flow Rate: 400 ml/min** **Final Draw Down: 4.1 ft**	**Instrument Used: Aqua TROLL 400** **Serial Number: 852546**

Test Notes:
Water turns black after sitting a few minutes.

Weather Conditions:
Cloudy 83

Low-Flow Readings:

Date Time	Elapsed Time	pH	Temperature	Specific Conductivity	RDO Concentration	Turbidity	ORP	Depth to Water	Flow
		+/- 0.2	+/- 0.2	+/- 5 %	+/- 0.2	+/- 10	+/- 20	+/- 0.3	
8/31/2023 9:18 AM	00:00	4.54 pH	28.20 °C	1.02 µS/cm	7.79 mg/L		158.9 mV	5.29 ft	400.00 ml/min
8/31/2023 9:23 AM	05:00	6.05 pH	26.48 °C	8,265.3 µS/cm	0.35 mg/L	85.30 NTU	-119.2 mV	7.99 ft	400.00 ml/min
8/31/2023 9:28 AM	10:00	6.33 pH	25.64 °C	7,905.7 µS/cm	0.15 mg/L	23.20 NTU	-203.2 mV	8.58 ft	400.00 ml/min
8/31/2023 9:33 AM	15:00	6.36 pH	25.55 °C	8,043.8 µS/cm	0.14 mg/L	13.00 NTU	-216.4 mV	8.88 ft	400.00 ml/min
8/31/2023 9:38 AM	20:00	6.35 pH	25.42 °C	8,179.6 µS/cm	0.13 mg/L	8.83 NTU	-220.5 mV	9.10 ft	400.00 ml/min
8/31/2023 9:43 AM	25:00	6.33 pH	25.37 °C	8,241.9 µS/cm	0.13 mg/L	6.44 NTU	-221.5 mV	9.28 ft	400.00 ml/min
8/31/2023 9:48 AM	30:00	6.32 pH	25.44 °C	8,425.9 µS/cm	0.13 mg/L	3.02 NTU	-221.5 mV	9.24 ft	400.00 ml/min
8/31/2023 9:53 AM	35:00	6.31 pH	25.32 °C	8,554.2 µS/cm	0.13 mg/L	4.27 NTU	-220.0 mV	9.38 ft	400.00 ml/min
8/31/2023 9:58 AM	40:00	6.30 pH	25.29 °C	8,628.9 µS/cm	0.12 mg/L	1.91 NTU	-217.9 mV	9.39 ft	400.00 ml/min
8/31/2023 10:03 AM	45:00	6.29 pH	25.23 °C	8,655.4 µS/cm	0.12 mg/L	1.64 NTU	-217.3 mV	9.39 ft	400.00 ml/min
8/31/2023 10:08 AM	50:00	6.29 pH	25.15 °C	8,770.5 µS/cm	0.12 mg/L	1.09 NTU	-216.2 mV	9.39 ft	400.00 ml/min
8/31/2023 10:13 AM	55:00	6.28 pH	25.11 °C	8,778.3 µS/cm	0.12 mg/L	1.12 NTU	-215.6 mV	9.39 ft	400.00 ml/min
8/31/2023 10:18 AM	01:00:00	6.28 pH	25.06 °C	8,766.3 µS/cm	0.12 mg/L	1.18 NTU	-219.8 mV	9.39 ft	400.00 ml/min

8/31/2023 10:23 AM	01:05:00	6.28 pH	25.03 °C	8,930.0 µS/cm	0.12 mg/L	1.12 NTU	-213.9 mV	9.39 ft	400.00 ml/min

Samples

Sample ID:	Description:
MW-08R	Sample time 1028
Dup-03	Fake sample time 0928

Created using VuSitu from In-Situ, Inc.

Low-Flow Test Report:

Test Date / Time: 8/29/2023 12:54:32 PM
Project: Smith CCR MW-09R
Operator Name: Rick Hagendorfer

Location Name: Smith CCR MW-09R **Well Diameter: 2 in** **Casing Type: PVC** **Screen Length: 10 ft** **Top of Screen: 15.3 ft** **Total Depth: 25.3 ft** **Initial Depth to Water: 6.34 ft**	**Pump Type: PP** **Tubing Type: PE** **Pump Intake From TOC: 20.3 ft** **Estimated Total Volume Pumped: 32000 ml** **Flow Cell Volume: 90 ml** **Final Flow Rate: 400 ml/min** **Final Draw Down: 1.21 ft**	**Instrument Used: Aqua TROLL 400** **Serial Number: 852546**

Test Notes:
Light rain the whole time.

Weather Conditions:
Light rain 78.

Low-Flow Readings:

Date Time	Elapsed Time	pH	Temperature	Specific Conductivity	RDO Concentration	Turbidity	ORP	Depth to Water	Flow
		+/- 0.2	+/- 0.2	+/- 5 %	+/- 0.2	+/- 10	+/- 20	+/- 0.3	
8/29/2023 12:54 PM	00:00	5.91 pH	28.14 °C	6,868.6 µS/cm	3.32 mg/L		82.2 mV	6.34 ft	400.00 ml/min
8/29/2023 12:59 PM	05:00	6.49 pH	26.23 °C	7,218.3 µS/cm	0.17 mg/L	1.38 NTU	-226.4 mV	7.48 ft	400.00 ml/min
8/29/2023 1:04 PM	10:00	6.71 pH	26.18 °C	6,754.5 µS/cm	0.14 mg/L	0.42 NTU	-251.6 mV	7.56 ft	400.00 ml/min
8/29/2023 1:09 PM	15:00	6.71 pH	26.12 °C	6,984.3 µS/cm	0.12 mg/L	0.53 NTU	-257.3 mV	7.56 ft	400.00 ml/min
8/29/2023 1:14 PM	20:00	6.71 pH	26.10 °C	7,067.2 µS/cm	0.12 mg/L	0.46 NTU	-258.6 mV	7.56 ft	400.00 ml/min
8/29/2023 1:19 PM	25:00	6.74 pH	26.10 °C	6,998.6 µS/cm	0.11 mg/L	0.44 NTU	-261.3 mV	7.55 ft	400.00 ml/min
8/29/2023 1:24 PM	30:00	6.76 pH	26.07 °C	6,928.3 µS/cm	0.11 mg/L	0.44 NTU	-262.2 mV	7.55 ft	400.00 ml/min
8/29/2023 1:29 PM	35:00	6.78 pH	26.05 °C	6,830.1 µS/cm	0.11 mg/L	0.75 NTU	-263.1 mV	7.55 ft	400.00 ml/min
8/29/2023 1:34 PM	40:00	6.80 pH	26.07 °C	6,743.8 µS/cm	0.10 mg/L	0.84 NTU	-263.7 mV	7.55 ft	400.00 ml/min
8/29/2023 1:39 PM	45:00	6.81 pH	26.10 °C	6,718.3 µS/cm	0.10 mg/L	0.87 NTU	-263.1 mV	7.55 ft	400.00 ml/min
8/29/2023 1:44 PM	50:00	6.81 pH	26.08 °C	6,671.4 µS/cm	0.10 mg/L	1.16 NTU	-264.0 mV	7.55 ft	400.00 ml/min
8/29/2023 1:49 PM	55:00	6.82 pH	26.08 °C	6,597.6 µS/cm	0.10 mg/L	0.90 NTU	-264.2 mV	7.55 ft	400.00 ml/min
8/29/2023 1:54 PM	01:00:00	6.83 pH	26.05 °C	6,538.3 µS/cm	0.10 mg/L	1.19 NTU	-264.7 mV	7.55 ft	400.00 ml/min

8/29/2023 1:59 PM	01:05:00	6.83 pH	26.06 °C	6,564.3 µS/cm	0.10 mg/L	1.66 NTU	-265.0 mV	7.55 ft	400.00 ml/min
8/29/2023 2:04 PM	01:10:00	6.84 pH	26.03 °C	6,526.5 µS/cm	0.10 mg/L	1.39 NTU	-265.2 mV	7.55 ft	400.00 ml/min
8/29/2023 2:09 PM	01:15:00	6.85 pH	26.05 °C	6,516.2 µS/cm	0.10 mg/L	1.14 NTU	-266.2 mV	7.55 ft	400.00 ml/min
8/29/2023 2:14 PM	01:20:00	6.85 pH	26.05 °C	6,487.1 µS/cm	0.10 mg/L	1.15 NTU	-266.1 mV	7.55 ft	400.00 ml/min

Samples

Sample ID:	Description:
MW-09R	Sample time 1416

Created using VuSitu from In-Situ, Inc.

Low-Flow Test Report:

Test Date / Time: 8/29/2023 10:02:36 AM
Project: Smith CCR MW-10R
Operator Name: Rick Hagendorfer

Location Name: Smith CCR MW-10R **Well Diameter: 2 in** **Casing Type: PVC** **Screen Length: 10 ft** **Top of Screen: 16.8 ft** **Total Depth: 26.8 ft** **Initial Depth to Water: 4.87 ft**	**Pump Type: PP** **Tubing Type: PE** **Pump Intake From TOC: 21.8 ft** **Estimated Total Volume Pumped: 42000 ml** **Flow Cell Volume: 90 ml** **Final Flow Rate: 400 ml/min** **Final Draw Down: 6.19 ft**	**Instrument Used: Aqua TROLL 400** **Serial Number: 852546**

Test Notes:
Started raining around 1115.

Weather Conditions:
Cloudy 86

Low-Flow Readings:

Date Time	Elapsed Time	pH	Temperature	Specific Conductivity	RDO Concentration	Turbidity	ORP	Depth to Water	Flow
		+/- 0.2	+/- 0.2	+/- 5 %	+/- 0.2	+/- 10	+/- 20	+/- 0.3	
8/29/2023 10:02 AM	00:00	6.26 pH	30.05 °C	8,304.7 µS/cm	1.82 mg/L		85.5 mV	4.87 ft	400.00 ml/min
8/29/2023 10:07 AM	05:00	6.49 pH	26.97 °C	8,662.0 µS/cm	0.18 mg/L	2.48 NTU	19.9 mV	7.42 ft	400.00 ml/min
8/29/2023 10:12 AM	10:00	6.51 pH	27.00 °C	8,632.2 µS/cm	0.14 mg/L	2.78 NTU	0.3 mV	8.78 ft	400.00 ml/min
8/29/2023 10:17 AM	15:00	6.57 pH	26.79 °C	8,603.8 µS/cm	0.13 mg/L	2.56 NTU	-11.6 mV	9.65 ft	400.00 ml/min
8/29/2023 10:22 AM	20:00	6.62 pH	26.69 °C	8,563.9 µS/cm	0.12 mg/L	2.42 NTU	-20.7 mV	10.13 ft	400.00 ml/min
8/29/2023 10:27 AM	25:00	6.65 pH	26.60 °C	8,652.4 µS/cm	0.12 mg/L	1.82 NTU	-27.4 mV	10.45 ft	400.00 ml/min
8/29/2023 10:32 AM	30:00	6.68 pH	26.56 °C	8,627.2 µS/cm	0.11 mg/L	1.93 NTU	-32.3 mV	10.69 ft	400.00 ml/min
8/29/2023 10:37 AM	35:00	6.70 pH	26.45 °C	8,581.6 µS/cm	0.11 mg/L	1.66 NTU	-35.8 mV	10.78 ft	400.00 ml/min
8/29/2023 10:42 AM	40:00	6.71 pH	26.06 °C	8,563.2 µS/cm	0.11 mg/L	1.70 NTU	-38.2 mV	10.84 ft	400.00 ml/min
8/29/2023 10:47 AM	45:00	6.71 pH	26.22 °C	8,547.1 µS/cm	0.12 mg/L	1.81 NTU	-40.2 mV	10.92 ft	400.00 ml/min
8/29/2023 10:52 AM	50:00	6.71 pH	26.18 °C	8,558.7 µS/cm	0.12 mg/L	1.66 NTU	-41.6 mV	11.00 ft	400.00 ml/min
8/29/2023 10:57 AM	55:00	6.71 pH	25.84 °C	8,537.4 µS/cm	0.12 mg/L	1.23 NTU	-42.7 mV	11.04 ft	400.00 ml/min
8/29/2023 11:02 AM	01:00:00	6.71 pH	25.55 °C	8,528.8 µS/cm	0.13 mg/L	1.10 NTU	-43.4 mV	11.05 ft	400.00 ml/min

8/29/2023 11:07 AM	01:05:00	6.71 pH	25.35 °C	8,533.3 µS/cm	0.13 mg/L	1.01 NTU	-44.4 mV	11.06 ft	400.00 ml/min
8/29/2023 11:12 AM	01:10:00	6.70 pH	25.14 °C	8,527.3 µS/cm	0.12 mg/L	0.89 NTU	-45.3 mV	11.06 ft	400.00 ml/min
8/29/2023 11:17 AM	01:15:00	6.69 pH	25.18 °C	8,566.6 µS/cm	0.12 mg/L	0.62 NTU	-46.9 mV	11.06 ft	400.00 ml/min
8/29/2023 11:22 AM	01:20:00	6.69 pH	24.92 °C	8,561.7 µS/cm	0.12 mg/L	0.56 NTU	-48.2 mV	11.06 ft	400.00 ml/min
8/29/2023 11:27 AM	01:25:00	6.68 pH	24.76 °C	8,586.3 µS/cm	0.12 mg/L	0.57 NTU	-50.2 mV	11.06 ft	400.00 ml/min
8/29/2023 11:32 AM	01:30:00	6.67 pH	24.74 °C	8,555.8 µS/cm	0.11 mg/L	0.48 NTU	-52.2 mV	11.06 ft	400.00 ml/min
8/29/2023 11:37 AM	01:35:00	6.66 pH	24.61 °C	8,517.7 µS/cm	0.11 mg/L	0.57 NTU	-54.5 mV	11.06 ft	400.00 ml/min
8/29/2023 11:42 AM	01:40:00	6.64 pH	24.42 °C	8,555.8 µS/cm	0.11 mg/L	0.56 NTU	-57.0 mV	11.06 ft	400.00 ml/min
8/29/2023 11:47 AM	01:45:00	6.64 pH	24.46 °C	8,608.6 µS/cm	0.11 mg/L	0.43 NTU	-60.0 mV	11.06 ft	400.00 ml/min

Samples

Sample ID:	Description:
MW-10R	Sample time 1150
Dup-02	Fake sample time 1050

Low-Flow Test Report:

Test Date / Time: 8/28/2023 4:18:51 PM
Project: Smith CCR MW-11R
Operator Name: Rick Hagendorfer

Location Name: Smith CCR MW-11R **Well Diameter: 2 in** **Casing Type: PVC** **Screen Length: 10 ft** **Top of Screen: 21.2 ft** **Total Depth: 31.2 ft** **Initial Depth to Water: 10.48 ft**	**Pump Type: PP** **Tubing Type: PE** **Pump Intake From TOC: 26.2 ft** **Estimated Total Volume Pumped: 44000 ml** **Flow Cell Volume: 90 ml** **Final Flow Rate: 400 ml/min** **Final Draw Down: 3.77 ft**	**Instrument Used: Aqua TROLL 400** **Serial Number: 852546**

Test Notes:
Water turns black after sitting just a few minutes.

Weather Conditions:
P/C 85

Low-Flow Readings:

Date Time	Elapsed Time	pH	Temperature	Specific Conductivity	RDO Concentration	Turbidity	ORP	Depth to Water	Flow
		+/- 0.2	+/- 0.2	+/- 5 %	+/- 0.2	+/- 10	+/- 20	+/- 0.3	
8/28/2023 4:18 PM	00:00	6.09 pH	27.39 °C	9,058.0 µS/cm	0.12 mg/L		-224.2 mV	10.48 ft	400.00 ml/min
8/28/2023 4:23 PM	05:00	6.03 pH	27.80 °C	9,498.6 µS/cm	0.09 mg/L	1.97 NTU	-273.7 mV	12.86 ft	400.00 ml/min
8/28/2023 4:28 PM	10:00	5.89 pH	27.72 °C	9,800.9 µS/cm	0.08 mg/L	1.37 NTU	-271.1 mV	13.68 ft	400.00 ml/min
8/28/2023 4:33 PM	15:00	5.89 pH	27.84 °C	9,707.9 µS/cm	0.07 mg/L	1.12 NTU	-275.2 mV	13.85 ft	400.00 ml/min
8/28/2023 4:38 PM	20:00	5.94 pH	27.80 °C	9,567.0 µS/cm	0.07 mg/L	0.93 NTU	-287.5 mV	13.94 ft	400.00 ml/min
8/28/2023 4:43 PM	25:00	5.99 pH	27.62 °C	9,361.3 µS/cm	0.07 mg/L	0.84 NTU	-296.8 mV	13.98 ft	400.00 ml/min
8/28/2023 4:48 PM	30:00	6.03 pH	27.36 °C	9,220.4 µS/cm	0.07 mg/L	0.89 NTU	-303.9 mV	14.02 ft	400.00 ml/min
8/28/2023 4:53 PM	35:00	6.07 pH	27.07 °C	9,040.4 µS/cm	0.08 mg/L	0.88 NTU	-311.5 mV	14.08 ft	400.00 ml/min
8/28/2023 4:58 PM	40:00	6.10 pH	26.64 °C	8,855.2 µS/cm	0.08 mg/L	0.84 NTU	-321.3 mV	14.13 ft	400.00 ml/min
8/28/2023 5:03 PM	45:00	6.13 pH	26.51 °C	8,712.4 µS/cm	0.08 mg/L	0.89 NTU	-335.0 mV	14.15 ft	400.00 ml/min
8/28/2023 5:08 PM	50:00	6.15 pH	26.51 °C	8,558.3 µS/cm	0.08 mg/L	0.92 NTU	-349.6 mV	14.17 ft	400.00 ml/min
8/28/2023 5:13 PM	55:00	6.18 pH	26.40 °C	8,463.1 µS/cm	0.08 mg/L	1.02 NTU	-362.5 mV	14.20 ft	400.00 ml/min
8/28/2023 5:18 PM	01:00:00	6.22 pH	26.37 °C	8,344.5 µS/cm	0.08 mg/L	1.06 NTU	-376.9 mV	14.22 ft	400.00 ml/min

8/28/2023 5:23 PM	01:05:00	6.22 pH	26.30 °C	8,332.0 µS/cm	0.08 mg/L	0.99 NTU	-386.5 mV	14.23 ft	400.00 ml/min
8/28/2023 5:28 PM	01:10:00	6.23 pH	26.47 °C	8,272.7 µS/cm	0.08 mg/L	0.97 NTU	-394.4 mV	14.24 ft	400.00 ml/min
8/28/2023 5:33 PM	01:15:00	6.23 pH	26.45 °C	8,245.1 µS/cm	0.08 mg/L	0.88 NTU	-400.5 mV	14.25 ft	400.00 ml/min
8/28/2023 5:38 PM	01:20:00	6.24 pH	26.22 °C	8,208.7 µS/cm	0.08 mg/L	0.99 NTU	-405.7 mV	14.25 ft	400.00 ml/min
8/28/2023 5:43 PM	01:25:00	6.24 pH	26.52 °C	8,264.0 µS/cm	0.08 mg/L	0.92 NTU	-409.9 mV	14.25 ft	400.00 ml/min
8/28/2023 5:48 PM	01:30:00	6.25 pH	26.19 °C	8,176.7 µS/cm	0.08 mg/L	0.97 NTU	-413.2 mV	14.25 ft	400.00 ml/min
8/28/2023 5:53 PM	01:35:00	6.25 pH	26.14 °C	8,186.6 µS/cm	0.08 mg/L	0.90 NTU	-415.7 mV	14.25 ft	400.00 ml/min
8/28/2023 5:58 PM	01:40:00	6.25 pH	26.15 °C	8,219.7 µS/cm	0.08 mg/L	0.91 NTU	-418.4 mV	14.25 ft	400.00 ml/min
8/28/2023 6:03 PM	01:45:00	6.26 pH	26.05 °C	8,183.9 µS/cm	0.08 mg/L	0.82 NTU	-421.1 mV	14.25 ft	400.00 ml/min
8/28/2023 6:08 PM	01:50:00	6.26 pH	26.24 °C	8,209.7 µS/cm	0.08 mg/L	0.86 NTU	-423.1 mV	14.25 ft	400.00 ml/min

Samples

Sample ID:	Description:
MW-11R	Sample time 1815

Created using VuSitu from In-Situ, Inc.

Low-Flow Test Report:

Test Date / Time: 8/31/2023 11:51:02 AM
Project: Smith CCR MW-13R
Operator Name: Rick Hagendorfer

Location Name: Smith CCR MW-13R **Well Diameter: 2 in** **Casing Type: PVC** **Screen Length: 10 ft** **Top of Screen: 22.3 ft** **Total Depth: 32.3 ft** **Initial Depth to Water: 7.75 ft**	**Pump Type: PP** **Tubing Type: PE** **Pump Intake From TOC: 27.3 ft** **Estimated Total Volume Pumped: 40000 ml** **Flow Cell Volume: 90 ml** **Final Flow Rate: 400 ml/min** **Final Draw Down: 5.13 ft**	**Instrument Used: Aqua TROLL 400** **Serial Number: 852546**

Test Notes:

Weather Conditions:
Sunny 82

Low-Flow Readings:

Date Time	Elapsed Time	pH	Temperature	Specific Conductivity	RDO Concentration	Turbidity	ORP	Depth to Water	Flow
		+/- 0.2	+/- 0.2	+/- 5 %	+/- 0.2	+/- 10	+/- 20	+/- 0.3	
8/31/2023 11:51 AM	00:00	6.02 pH	27.55 °C	5,694.0 µS/cm	0.77 mg/L		-130.5 mV	7.75 ft	400.00 ml/min
8/31/2023 11:56 AM	05:00	6.28 pH	25.33 °C	4,311.6 µS/cm	0.16 mg/L	4.63 NTU	-226.9 mV	9.98 ft	400.00 ml/min
8/31/2023 12:01 PM	10:00	6.38 pH	25.16 °C	3,991.5 µS/cm	0.14 mg/L	2.63 NTU	-204.7 mV	11.56 ft	400.00 ml/min
8/31/2023 12:06 PM	15:00	6.34 pH	25.19 °C	4,300.3 µS/cm	0.13 mg/L	2.73 NTU	-201.2 mV	11.98 ft	400.00 ml/min
8/31/2023 12:11 PM	20:00	6.28 pH	25.10 °C	4,485.9 µS/cm	0.13 mg/L	2.27 NTU	-196.9 mV	12.39 ft	400.00 ml/min
8/31/2023 12:16 PM	25:00	6.27 pH	25.05 °C	4,514.7 µS/cm	0.12 mg/L	1.92 NTU	-194.8 mV	12.58 ft	400.00 ml/min
8/31/2023 12:21 PM	30:00	6.24 pH	24.99 °C	4,756.2 µS/cm	0.12 mg/L	1.80 NTU	-192.3 mV	12.67 ft	400.00 ml/min
8/31/2023 12:26 PM	35:00	6.21 pH	25.14 °C	5,045.6 µS/cm	0.12 mg/L	1.73 NTU	-189.9 mV	12.77 ft	400.00 ml/min
8/31/2023 12:31 PM	40:00	6.17 pH	25.13 °C	5,230.2 µS/cm	0.13 mg/L	1.75 NTU	-187.5 mV	12.84 ft	400.00 ml/min
8/31/2023 12:36 PM	45:00	6.15 pH	25.07 °C	5,393.9 µS/cm	0.13 mg/L	1.75 NTU	-185.4 mV	12.87 ft	400.00 ml/min
8/31/2023 12:41 PM	50:00	6.13 pH	25.13 °C	5,510.4 µS/cm	0.12 mg/L	1.76 NTU	-183.4 mV	12.90 ft	400.00 ml/min
8/31/2023 12:46 PM	55:00	6.12 pH	25.12 °C	5,590.2 µS/cm	0.12 mg/L	1.99 NTU	-180.8 mV	12.89 ft	400.00 ml/min
8/31/2023 12:51 PM	01:00:00	6.11 pH	25.14 °C	5,621.7 µS/cm	0.12 mg/L	1.88 NTU	-177.9 mV	12.89 ft	400.00 ml/min

8/31/2023 12:56 PM	01:05:00	6.10 pH	25.18 °C	5,710.9 µS/cm	0.12 mg/L	1.87 NTU	-174.9 mV	12.88 ft	400.00 ml/min
8/31/2023 1:01 PM	01:10:00	6.08 pH	25.17 °C	5,792.3 µS/cm	0.12 mg/L	1.72 NTU	-171.8 mV	12.88 ft	400.00 ml/min
8/31/2023 1:06 PM	01:15:00	6.08 pH	25.16 °C	5,843.9 µS/cm	0.12 mg/L	1.85 NTU	-169.3 mV	12.88 ft	400.00 ml/min
8/31/2023 1:11 PM	01:20:00	6.07 pH	25.17 °C	5,924.1 µS/cm	0.12 mg/L	1.84 NTU	-165.4 mV	12.88 ft	400.00 ml/min
8/31/2023 1:16 PM	01:25:00	6.07 pH	25.14 °C	5,914.2 µS/cm	0.12 mg/L	1.82 NTU	-162.1 mV	12.88 ft	400.00 ml/min
8/31/2023 1:21 PM	01:30:00	6.06 pH	25.18 °C	5,978.9 µS/cm	0.12 mg/L	1.87 NTU	-158.9 mV	12.88 ft	400.00 ml/min
8/31/2023 1:26 PM	01:35:00	6.06 pH	25.19 °C	6,003.5 µS/cm	0.12 mg/L	1.89 NTU	-156.0 mV	12.88 ft	400.00 ml/min
8/31/2023 1:31 PM	01:40:00	6.06 pH	25.23 °C	6,013.0 µS/cm	0.12 mg/L	1.87 NTU	-154.6 mV	12.88 ft	400.00 ml/min

Samples

Sample ID:	Description:
MW-13R	Sample time 1336

Created using VuSitu from In-Situ, Inc.

Low-Flow Test Report:

Test Date / Time: 8/29/2023 2:53:45 PM
Project: Smith CCR MW-14R
Operator Name: Rick Hagendorfer

Location Name: Smith CCR MW-14R **Well Diameter: 2 in** **Casing Type: PVC** **Screen Length: 10 ft** **Top of Screen: 15.1 ft** **Total Depth: 25.1 ft** **Initial Depth to Water: 7.02 ft**	**Pump Type: PP** **Tubing Type: PE** **Pump Intake From TOC: 20.1 ft** **Estimated Total Volume Pumped: 48000 ml** **Flow Cell Volume: 90 ml** **Final Flow Rate: 400 ml/min** **Final Draw Down: 1.03 ft**	**Instrument Used: Aqua TROLL 400** **Serial Number: 852546**

Test Notes:

Weather Conditions:
Cloudy 80

Low-Flow Readings:

Date Time	Elapsed Time	pH	Temperature	Specific Conductivity	RDO Concentration	Turbidity	ORP	Depth to Water	Flow
		+/- 0.2	+/- 0.2	+/- 5 %	+/- 0.2	+/- 10	+/- 20	+/- 0.3	
8/29/2023 2:53 PM	00:00	8.36 pH	27.37 °C	565.01 µS/cm	5.11 mg/L		-96.7 mV	7.02 ft	400.00 ml/min
8/29/2023 2:58 PM	05:00	7.81 pH	26.69 °C	578.83 µS/cm	0.17 mg/L	7.63 NTU	-240.6 mV	7.86 ft	400.00 ml/min
8/29/2023 3:03 PM	10:00	7.73 pH	26.80 °C	529.79 µS/cm	0.13 mg/L	7.10 NTU	-254.9 mV	7.87 ft	400.00 ml/min
8/29/2023 3:08 PM	15:00	7.63 pH	26.83 °C	654.49 µS/cm	0.11 mg/L	5.72 NTU	-258.6 mV	7.94 ft	400.00 ml/min
8/29/2023 3:13 PM	20:00	7.60 pH	26.83 °C	712.66 µS/cm	0.11 mg/L	5.64 NTU	-259.7 mV	7.98 ft	400.00 ml/min
8/29/2023 3:18 PM	25:00	7.59 pH	26.83 °C	746.36 µS/cm	0.10 mg/L	5.55 NTU	-260.0 mV	8.00 ft	400.00 ml/min
8/29/2023 3:23 PM	30:00	7.58 pH	26.81 °C	770.24 µS/cm	0.09 mg/L	5.48 NTU	-260.7 mV	8.01 ft	400.00 ml/min
8/29/2023 3:28 PM	35:00	7.58 pH	26.85 °C	779.42 µS/cm	0.09 mg/L	5.40 NTU	-261.6 mV	8.02 ft	400.00 ml/min
8/29/2023 3:33 PM	40:00	7.57 pH	26.88 °C	797.03 µS/cm	0.09 mg/L	5.40 NTU	-262.1 mV	8.02 ft	400.00 ml/min
8/29/2023 3:38 PM	45:00	7.56 pH	26.91 °C	818.64 µS/cm	0.09 mg/L	5.32 NTU	-263.0 mV	8.03 ft	400.00 ml/min
8/29/2023 3:43 PM	50:00	7.55 pH	26.92 °C	864.58 µS/cm	0.08 mg/L	5.16 NTU	-264.0 mV	8.04 ft	400.00 ml/min
8/29/2023 3:48 PM	55:00	7.55 pH	26.96 °C	882.33 µS/cm	0.08 mg/L	5.09 NTU	-265.7 mV	8.05 ft	400.00 ml/min
8/29/2023 3:53 PM	01:00:00	7.54 pH	26.97 °C	914.37 µS/cm	0.08 mg/L	4.98 NTU	-266.5 mV	8.05 ft	400.00 ml/min

8/29/2023 3:58 PM	01:05:00	7.53 pH	26.97 °C	929.58 µS/cm	0.08 mg/L	4.84 NTU	-267.6 mV	8.05 ft	400.00 ml/min
8/29/2023 4:03 PM	01:10:00	7.52 pH	26.97 °C	947.21 µS/cm	0.08 mg/L	4.98 NTU	-268.8 mV	8.05 ft	400.00 ml/min
8/29/2023 4:08 PM	01:15:00	7.51 pH	26.98 °C	982.41 µS/cm	0.08 mg/L	5.07 NTU	-270.0 mV	8.05 ft	400.00 ml/min
8/29/2023 4:13 PM	01:20:00	7.52 pH	26.99 °C	978.35 µS/cm	0.08 mg/L	4.99 NTU	-271.4 mV	8.05 ft	400.00 ml/min
8/29/2023 4:18 PM	01:25:00	7.51 pH	27.01 °C	1,012.1 µS/cm	0.08 mg/L	4.87 NTU	-272.5 mV	8.05 ft	400.00 ml/min
8/29/2023 4:23 PM	01:30:00	7.50 pH	27.01 °C	1,036.6 µS/cm	0.08 mg/L	4.78 NTU	-274.6 mV	8.05 ft	400.00 ml/min
8/29/2023 4:28 PM	01:35:00	7.50 pH	27.03 °C	1,043.7 µS/cm	0.08 mg/L	4.44 NTU	-275.8 mV	8.05 ft	400.00 ml/min
8/29/2023 4:33 PM	01:40:00	7.50 pH	27.06 °C	1,053.4 µS/cm	0.08 mg/L	4.51 NTU	-277.6 mV	8.05 ft	400.00 ml/min
8/29/2023 4:38 PM	01:45:00	7.50 pH	27.06 °C	1,083.0 µS/cm	0.08 mg/L	4.45 NTU	-279.2 mV	8.05 ft	400.00 ml/min
8/29/2023 4:43 PM	01:50:00	7.49 pH	27.06 °C	1,098.8 µS/cm	0.08 mg/L	4.10 NTU	-280.0 mV	8.05 ft	400.00 ml/min
8/29/2023 4:48 PM	01:55:00	7.50 pH	27.06 °C	1,105.2 µS/cm	0.08 mg/L	4.05 NTU	-282.2 mV	8.05 ft	400.00 ml/min
8/29/2023 4:53 PM	02:00:00	7.49 pH	27.06 °C	1,137.8 µS/cm	0.08 mg/L	3.97 NTU	-283.4 mV	8.05 ft	400.00 ml/min

Samples

Sample ID:	Description:
MW-14R	Sample time 1658
FB-01	Sample time 1440
EB-01	Sample time 1444

Created using VuSitu from In-Situ, Inc.

Low-Flow Test Report:

Test Date / Time: 8/29/2023 7:53:26 AM
Project: Smith CCR MWI-12A
Operator Name: Rick Hagendorfer

Location Name: Smith CCR MWI-12A **Well Diameter: 2 in** **Casing Type: PVC** **Screen Length: 10 ft** **Top of Screen: 5.5 ft** **Total Depth: 15.5 ft** **Initial Depth to Water: 7.25 ft**	**Pump Type: PP** **Tubing Type: PE** **Pump Intake From TOC: 11.4 ft** **Estimated Total Volume Pumped: 28000 ml** **Flow Cell Volume: 90 ml** **Final Flow Rate: 400 ml/min** **Final Draw Down: 2.73 ft**	**Instrument Used: Aqua TROLL 400** **Serial Number: 852546**

Test Notes:
Purged 1 full well volume as per FDEP SOP for a partially submerged well screen and then collected stabilization parameters per FDEP SOP before sampling.

Weather Conditions:
Cloudy 80

Low-Flow Readings:

Date Time	Elapsed Time	pH	Temperature	Specific Conductivity	RDO Concentration	Turbidity	ORP	Depth to Water	Flow
		+/- 0.2	+/- 0.2	+/- 5 %	+/- 0.2	+/- 10	+/- 20	+/- 0.3	
8/29/2023 7:53 AM	00:00	5.48 pH	26.60 °C	1,377.0 µS/cm	4.85 mg/L		110.2 mV	7.25 ft	400.00 ml/min
8/29/2023 7:58 AM	05:00	5.76 pH	25.51 °C	1,369.0 µS/cm	0.24 mg/L	3.28 NTU	82.8 mV	8.74 ft	400.00 ml/min
8/29/2023 8:03 AM	10:00	5.89 pH	25.46 °C	1,392.3 µS/cm	0.58 mg/L	3.70 NTU	75.2 mV	9.37 ft	400.00 ml/min
8/29/2023 8:08 AM	15:00	5.87 pH	25.26 °C	1,471.4 µS/cm	0.53 mg/L	1.10 NTU	71.2 mV	9.64 ft	400.00 ml/min
8/29/2023 8:13 AM	20:00	5.84 pH	25.12 °C	1,493.4 µS/cm	0.42 mg/L	0.96 NTU	67.0 mV	9.81 ft	400.00 ml/min
8/29/2023 8:18 AM	25:00	5.84 pH	25.05 °C	1,471.3 µS/cm	0.26 mg/L	0.98 NTU	62.5 mV	9.92 ft	400.00 ml/min
8/29/2023 8:23 AM	30:00	5.85 pH	25.07 °C	1,442.1 µS/cm	0.22 mg/L	0.87 NTU	58.3 mV	9.98 ft	400.00 ml/min
8/29/2023 8:28 AM	35:00	5.88 pH	25.10 °C	1,386.0 µS/cm	0.24 mg/L	0.60 NTU	54.2 mV	9.99 ft	400.00 ml/min
8/29/2023 8:33 AM	40:00	5.87 pH	25.19 °C	1,423.7 µS/cm	0.23 mg/L	0.58 NTU	51.3 mV	9.98 ft	400.00 ml/min
8/29/2023 8:38 AM	45:00	5.89 pH	25.26 °C	1,400.7 µS/cm	0.25 mg/L	0.54 NTU	47.6 mV	9.98 ft	400.00 ml/min
8/29/2023 8:43 AM	50:00	5.91 pH	25.35 °C	1,399.0 µS/cm	0.26 mg/L	0.53 NTU	44.3 mV	9.98 ft	400.00 ml/min
8/29/2023 8:48 AM	55:00	5.92 pH	25.49 °C	1,396.4 µS/cm	0.25 mg/L	0.58 NTU	40.9 mV	9.98 ft	400.00 ml/min
8/29/2023 8:53 AM	01:00:00	5.94 pH	25.55 °C	1,407.4 µS/cm	0.26 mg/L	0.56 NTU	38.2 mV	9.98 ft	400.00 ml/min

8/29/2023 8:58 AM	01:05:00	5.94 pH	25.69 °C	1,410.4 µS/cm	0.26 mg/L	0.58 NTU	35.2 mV	9.98 ft	400.00 ml/min
8/29/2023 9:03 AM	01:10:00	5.95 pH	25.53 °C	1,414.9 µS/cm	0.27 mg/L	0.56 NTU	32.6 mV	9.98 ft	400.00 ml/min

Samples

Sample ID:	Description:
MWI-12A	Sample time 0907

Created using VuSitu from In-Situ, Inc.

Low-Flow Test Report:

Test Date / Time: 8/31/2023 2:56:06 PM
Project: Smith CCR PZ-14
Operator Name: Rick Hagendorfer

Location Name: Smith CCR PZ-14 **Well Diameter: 2 in** **Casing Type: PVC** **Screen Length: 10 ft** **Top of Screen: 14.8 ft** **Total Depth: 24.8 ft** **Initial Depth to Water: 2.83 ft**	**Pump Type: PP** **Tubing Type: PE** **Pump Intake From TOC: 19.8 ft** **Estimated Total Volume Pumped: 30000 ml** **Flow Cell Volume: 90 ml** **Final Flow Rate: 400 ml/min** **Final Draw Down: 3.21 ft**	**Instrument Used: Aqua TROLL 400** **Serial Number: 852546**

Test Notes:
Water turns black after sitting a few minutes.

Weather Conditions:
Sunny 89

Low-Flow Readings:

Date Time	Elapsed Time	pH	Temperature	Specific Conductivity	RDO Concentration	Turbidity	ORP	Depth to Water	Flow
		+/- 0.2	+/- 0.2	+/- 5 %	+/- 0.2	+/- 10	+/- 20	+/- 0.3	
8/31/2023 2:56 PM	00:00	5.93 pH	29.61 °C	6,567.2 µS/cm	2.54 mg/L		88.6 mV	2.83 ft	400.00 ml/min
8/31/2023 3:01 PM	05:00	6.32 pH	26.33 °C	6,476.6 µS/cm	0.18 mg/L	6.57 NTU	7.1 mV	5.06 ft	400.00 ml/min
8/31/2023 3:06 PM	10:00	6.36 pH	26.14 °C	6,481.8 µS/cm	0.15 mg/L	4.48 NTU	-17.0 mV	5.57 ft	400.00 ml/min
8/31/2023 3:11 PM	15:00	6.37 pH	26.02 °C	6,609.8 µS/cm	0.13 mg/L	4.10 NTU	-83.9 mV	5.87 ft	400.00 ml/min
8/31/2023 3:16 PM	20:00	6.37 pH	25.97 °C	6,724.2 µS/cm	0.12 mg/L	3.81 NTU	-158.1 mV	5.91 ft	400.00 ml/min
8/31/2023 3:21 PM	25:00	6.38 pH	25.98 °C	6,807.4 µS/cm	0.11 mg/L	3.42 NTU	-191.1 mV	5.95 ft	400.00 ml/min
8/31/2023 3:26 PM	30:00	6.36 pH	26.01 °C	6,927.7 µS/cm	0.10 mg/L	3.38 NTU	-221.5 mV	6.00 ft	400.00 ml/min
8/31/2023 3:31 PM	35:00	6.34 pH	26.01 °C	6,995.8 µS/cm	0.10 mg/L	3.70 NTU	-256.7 mV	6.01 ft	400.00 ml/min
8/31/2023 3:36 PM	40:00	6.33 pH	26.10 °C	7,043.0 µS/cm	0.09 mg/L	3.63 NTU	-292.6 mV	6.03 ft	400.00 ml/min
8/31/2023 3:41 PM	45:00	6.32 pH	26.25 °C	7,083.6 µS/cm	0.09 mg/L	3.24 NTU	-320.4 mV	6.04 ft	400.00 ml/min
8/31/2023 3:46 PM	50:00	6.31 pH	26.15 °C	7,152.8 µS/cm	0.09 mg/L	2.65 NTU	-339.7 mV	6.04 ft	400.00 ml/min
8/31/2023 3:51 PM	55:00	6.30 pH	26.19 °C	7,158.7 µS/cm	0.09 mg/L	2.23 NTU	-349.4 mV	6.04 ft	400.00 ml/min
8/31/2023 3:56 PM	01:00:00	6.30 pH	26.28 °C	7,241.3 µS/cm	0.09 mg/L	2.22 NTU	-357.9 mV	6.04 ft	400.00 ml/min

8/31/2023 4:01 PM	01:05:00	6.30 pH	26.29 °C	7,246.6 µS/cm	0.09 mg/L	1.83 NTU	-362.8 mV	6.04 ft	400.00 ml/min
8/31/2023 4:06 PM	01:10:00	6.30 pH	26.27 °C	7,246.9 µS/cm	0.09 mg/L	1.75 NTU	-370.3 mV	6.04 ft	400.00 ml/min
8/31/2023 4:11 PM	01:15:00	6.29 pH	26.29 °C	7,251.1 µS/cm	0.09 mg/L	1.75 NTU	-375.6 mV	6.04 ft	400.00 ml/min

Samples

Sample ID:	Description:
PZ-14	Sample time 1615
FB-02	Sample time 1432
EB-02	Sample time 1439

Created using VuSitu from In-Situ, Inc.

eurofins | Environment Testing

ANALYTICAL REPORT

PREPARED FOR

Attn: Barry Evans
Florida Power and Light
BIN 731
One Energy Place
Pensacola, Florida 32520

Generated 10/11/2023 10:45:29 AM

JOB DESCRIPTION

CCR Smith Plant

JOB NUMBER

400-242675-1

Eurofins Pensacola
3355 McLemore Drive
Pensacola FL 32514

See page two for job notes and contact information.

my EOL

Job Notes

This report may not be reproduced except in full, and with written approval from the laboratory. The results relate only to the samples tested. For questions please contact the Project Manager at the e-mail address or telephone number listed on this page.

The test results in this report relate only to the samples as received by the laboratory and will meet all requirements of the methodology, with any exceptions noted. This report shall not be reproduced except in full, without the express written approval of the laboratory. All questions should be directed to the Eurofins Environment Testing Southeast, LLC Project Manager.

Authorization



Generated
10/11/2023 10:45:29 AM

Authorized for release by
Cheyenne Whitmire, Project Manager II
Cheyenne.Whitmire@et.eurofinsus.com
(850)471-6222

Table of Contents

Cover Page 1
Table of Contents 3
Case Narrative 4
Detection Summary 5
Method Summary 6
Sample Summary 7
Client Sample Results 8
Definitions 12
Chronicle 13
QC Association 15
QC Sample Results 18
Chain of Custody 24
Receipt Checklists 26
Certification Summary 27

Job ID: 400-242675-1

Laboratory: Eurofins Pensacola

Narrative

Job Narrative
400-242675-1

Receipt
The samples were received on 8/30/2023 10:33 AM. Unless otherwise noted below, the samples arrived in good condition, and where required, properly preserved and on ice. The temperatures of the 4 coolers at receipt time were 2.8º C, 2.9º C, 3.6º C and 4.2º C.

General Chemistry
Method SM 4500 Cl- E: The matrix spike / matrix spike duplicate (MS/MSD) recoveries for preparation batch 400-642575 and analytical batch 400-641285 were outside control limits for one or more analytes. See QC Sample Results for detail. Sample matrix interference and/or non-homogeneity are suspected because the associated laboratory control sample (LCS) recovery is within acceptance limits.

Method SM 4500 Cl- E: The following samples were diluted to bring the concentration of target analytes within the calibration range: MW-12 (400-242675-3), (400-243152-B-1), (400-243152-B-1 MS), (400-243152-B-1 MSD), (400-243166-B-3), (400-243166-B-3 MS) and (400-243166-B-3 MSD). Elevated reporting limits (RLs) are provided.

Method SM 4500 Cl- E: Due to the high concentration of Chloride, the matrix spike / matrix spike duplicate (MS/MSD) for analytical batch 400-641285 could not be evaluated for accuracy and precision. The associated laboratory control sample (LCS) met acceptance criteria.

Method SM 4500 SO4 E: The matrix spike / matrix spike duplicate (MS/MSD) recoveries for analytical batch 400-641531 were outside control limits for one or more analytes. See QC Sample Results for detail. Sample matrix interference and/or non-homogeneity are suspected because the associated laboratory control sample (LCS) recovery is within acceptance limits.

Method SM 4500 SO4 E: The following samples were diluted to bring the concentration of target analytes within the calibration range: MW-02 (400-242675-1), (400-242673-B-14), (400-242673-B-14 MS) and (400-242673-B-14 MSD). Elevated reporting limits (RLs) are provided.

No additional analytical or quality issues were noted, other than those described above or in the Definitions/Glossary page.

Detection Summary

Client: Florida Power and Light
Project/Site: CCR Smith Plant

Job ID: 400-242675-1

Client Sample ID: MW-02 — Lab Sample ID: 400-242675-1

Analyte	Result	Qualifier	PQL	MDL	Unit	Dil Fac	D	Method	Prep Type
Barium	0.015		0.0025	0.0018	mg/L	5		6020B	Total Recoverable
Boron	0.064		0.050	0.029	mg/L	5		6020B	Total Recoverable
Calcium	9.2		0.25	0.13	mg/L	5		6020B	Total Recoverable
Total Dissolved Solids	64		5.0	5.0	mg/L	1		SM 2540C	Total/NA
Chloride	19		2.0	1.4	mg/L	1		SM 4500 Cl- E	Total/NA
Fluoride	0.088	I	0.10	0.070	mg/L	1		SM 4500 F C	Total/NA
Sulfate	7.4	I	25	7.0	mg/L	5		SM 4500 SO4 E	Total/NA
Field pH	5.56				SU	1		Field Sampling	Total/NA

Client Sample ID: MW-03 — Lab Sample ID: 400-242675-2

Analyte	Result	Qualifier	PQL	MDL	Unit	Dil Fac	D	Method	Prep Type
Barium	0.025		0.0025	0.0018	mg/L	5		6020B	Total Recoverable
Calcium	2.7		0.25	0.13	mg/L	5		6020B	Total Recoverable
Lithium	0.011		0.0050	0.0049	mg/L	5		6020B	Total Recoverable
Total Dissolved Solids	56		5.0	5.0	mg/L	1		SM 2540C	Total/NA
Chloride	19		2.0	1.4	mg/L	1		SM 4500 Cl- E	Total/NA
Field pH	4.83				SU	1		Field Sampling	Total/NA

Client Sample ID: MW-12 — Lab Sample ID: 400-242675-3

Analyte	Result	Qualifier	PQL	MDL	Unit	Dil Fac	D	Method	Prep Type
Barium	0.014		0.0025	0.0018	mg/L	5		6020B	Total Recoverable
Boron	0.13		0.050	0.029	mg/L	5		6020B	Total Recoverable
Calcium	27		0.25	0.13	mg/L	5		6020B	Total Recoverable
Lithium	0.015		0.0050	0.0049	mg/L	5		6020B	Total Recoverable
Total Dissolved Solids	480		5.0	5.0	mg/L	1		SM 2540C	Total/NA
Chloride	170		4.0	2.8	mg/L	2		SM 4500 Cl- E	Total/NA
Fluoride	0.13		0.10	0.070	mg/L	1		SM 4500 F C	Total/NA
Sulfate	29		5.0	1.4	mg/L	1		SM 4500 SO4 E	Total/NA
Field pH	5.88				SU	1		Field Sampling	Total/NA

Client Sample ID: DUP-01 — Lab Sample ID: 400-242675-4

Analyte	Result	Qualifier	PQL	MDL	Unit	Dil Fac	D	Method	Prep Type
Barium	0.014		0.0025	0.0018	mg/L	5		6020B	Total Recoverable
Boron	0.062		0.050	0.029	mg/L	5		6020B	Total Recoverable
Calcium	9.1		0.25	0.13	mg/L	5		6020B	Total Recoverable
Total Dissolved Solids	70		5.0	5.0	mg/L	1		SM 2540C	Total/NA
Chloride	13		2.0	1.4	mg/L	1		SM 4500 Cl- E	Total/NA
Fluoride	0.075	I	0.10	0.070	mg/L	1		SM 4500 F C	Total/NA
Sulfate	2.3	I	5.0	1.4	mg/L	1		SM 4500 SO4 E	Total/NA

This Detection Summary does not include radiochemical test results.

Method Summary

Client: Florida Power and Light
Project/Site: CCR Smith Plant

Job ID: 400-242675-1

Method	Method Description	Protocol	Laboratory
6020B	Metals (ICP/MS)	SW846	EET PEN
7470A	Mercury (CVAA)	SW846	EET PEN
SM 2540C	Solids, Total Dissolved (TDS)	SM	EET PEN
SM 4500 Cl- E	Chloride, Total	SM	EET PEN
SM 4500 F C	Fluoride	SM	EET PEN
SM 4500 SO4 E	Sulfate, Total	SM	EET PEN
Field Sampling	Field Sampling	EPA	EET PEN
3005A	Preparation, Total Recoverable or Dissolved Metals	SW846	EET PEN
7470A	Preparation, Mercury	SW846	EET PEN

Protocol References:

EPA = US Environmental Protection Agency

SM = "Standard Methods For The Examination Of Water And Wastewater"

SW846 = "Test Methods For Evaluating Solid Waste, Physical/Chemical Methods", Third Edition, November 1986 And Its Updates.

Laboratory References:

EET PEN = Eurofins Pensacola, 3355 McLemore Drive, Pensacola, FL 32514, TEL (850)474-1001

Sample Summary

Client: Florida Power and Light
Project/Site: CCR Smith Plant

Job ID: 400-242675-1

Lab Sample ID	Client Sample ID	Matrix	Collected	Received
400-242675-1	MW-02	Water	08/28/23 13:16	08/30/23 10:33
400-242675-2	MW-03	Water	08/28/23 18:00	08/30/23 10:33
400-242675-3	MW-12	Water	08/28/23 13:58	08/30/23 10:33
400-242675-4	DUP-01	Water	08/28/23 12:16	08/30/23 10:33

Client: Florida Power and Light
Project/Site: CCR Smith Plant

Job ID: 400-242675-1

Client Sample ID: MW-02

Date Collected: 08/28/23 13:16
Date Received: 08/30/23 10:33

Lab Sample ID: 400-242675-1

Matrix: Water

Method: SW846 6020B - Metals (ICP/MS) - Total Recoverable

Analyte	Result	Qualifier	PQL	MDL	Unit	D	Prepared	Analyzed	Dil Fac
Antimony	0.00050	U	0.0025	0.00050	mg/L		09/26/23 10:10	09/29/23 11:03	5
Arsenic	0.0012	U	0.0013	0.0012	mg/L		09/26/23 10:10	09/29/23 11:03	5
Barium	**0.015**		0.0025	0.0018	mg/L		09/26/23 10:10	09/29/23 11:03	5
Beryllium	0.00028	U	0.0025	0.00028	mg/L		09/26/23 10:10	09/29/23 11:03	5
Boron	**0.064**		0.050	0.029	mg/L		09/26/23 10:10	10/03/23 06:32	5
Cadmium	0.00065	U	0.0025	0.00065	mg/L		09/26/23 10:10	09/29/23 11:03	5
Calcium	**9.2**		0.25	0.13	mg/L		09/26/23 10:10	09/29/23 11:03	5
Chromium	0.0021	U	0.0025	0.0021	mg/L		09/26/23 10:10	09/29/23 11:03	5
Cobalt	0.00056	U	0.0025	0.00056	mg/L		09/26/23 10:10	09/29/23 11:03	5
Lead	0.00081	U	0.0013	0.00081	mg/L		09/26/23 10:10	09/29/23 11:03	5
Lithium	0.0049	U	0.0050	0.0049	mg/L		09/26/23 10:10	09/29/23 11:03	5
Molybdenum	0.00046	U	0.015	0.00046	mg/L		09/26/23 10:10	09/29/23 11:03	5
Selenium	0.00082	U	0.0013	0.00082	mg/L		09/26/23 10:10	09/29/23 11:03	5
Thallium	0.00011	U	0.00050	0.00011	mg/L		09/26/23 10:10	09/29/23 11:03	5

Method: SW846 7470A - Mercury (CVAA)

Analyte	Result	Qualifier	PQL	MDL	Unit	D	Prepared	Analyzed	Dil Fac
Mercury	0.00015	U	0.00020	0.00015	mg/L		09/12/23 11:08	09/12/23 15:18	1

General Chemistry

Analyte	Result	Qualifier	PQL	MDL	Unit	D	Prepared	Analyzed	Dil Fac
Total Dissolved Solids (SM 2540C)	**64**		5.0	5.0	mg/L			08/31/23 06:35	1
Chloride (SM 4500 Cl- E)	**19**		2.0	1.4	mg/L			09/15/23 15:24	1
Fluoride (SM 4500 F C)	**0.088**	**I**	0.10	0.070	mg/L			08/31/23 10:12	1
Sulfate (SM 4500 SO4 E)	**7.4**	**I**	25	7.0	mg/L			09/18/23 15:14	5

Method: EPA Field Sampling - Field Sampling

Analyte	Result	Qualifier	PQL	MDL	Unit	D	Prepared	Analyzed	Dil Fac
Field pH	**5.56**				SU			08/28/23 13:16	1

Client: Florida Power and Light
Project/Site: CCR Smith Plant

Job ID: 400-242675-1

Client Sample ID: MW-03

Date Collected: 08/28/23 18:00
Date Received: 08/30/23 10:33

Lab Sample ID: 400-242675-2

Matrix: Water

Method: SW846 6020B - Metals (ICP/MS) - Total Recoverable

Analyte	Result	Qualifier	PQL	MDL	Unit	D	Prepared	Analyzed	Dil Fac
Antimony	0.00050	U	0.0025	0.00050	mg/L		09/26/23 10:10	09/29/23 11:06	5
Arsenic	0.0012	U	0.0013	0.0012	mg/L		09/26/23 10:10	09/29/23 11:06	5
Barium	**0.025**		0.0025	0.0018	mg/L		09/26/23 10:10	09/29/23 11:06	5
Beryllium	0.00028	U	0.0025	0.00028	mg/L		09/26/23 10:10	09/29/23 11:06	5
Boron	0.029	U	0.050	0.029	mg/L		09/26/23 10:10	09/29/23 11:06	5
Cadmium	0.00065	U	0.0025	0.00065	mg/L		09/26/23 10:10	09/29/23 11:06	5
Calcium	**2.7**		0.25	0.13	mg/L		09/26/23 10:10	09/29/23 11:06	5
Chromium	0.0021	U	0.0025	0.0021	mg/L		09/26/23 10:10	09/29/23 11:06	5
Cobalt	0.00056	U	0.0025	0.00056	mg/L		09/26/23 10:10	09/29/23 11:06	5
Lead	0.00081	U	0.0013	0.00081	mg/L		09/26/23 10:10	09/29/23 11:06	5
Lithium	**0.011**		0.0050	0.0049	mg/L		09/26/23 10:10	09/29/23 11:06	5
Molybdenum	0.00046	U	0.015	0.00046	mg/L		09/26/23 10:10	09/29/23 11:06	5
Selenium	0.00082	U	0.0013	0.00082	mg/L		09/26/23 10:10	09/29/23 11:06	5
Thallium	0.00011	U	0.00050	0.00011	mg/L		09/26/23 10:10	09/29/23 11:06	5

Method: SW846 7470A - Mercury (CVAA)

Analyte	Result	Qualifier	PQL	MDL	Unit	D	Prepared	Analyzed	Dil Fac
Mercury	0.00015	U	0.00020	0.00015	mg/L		09/12/23 11:08	09/12/23 15:23	1

General Chemistry

Analyte	Result	Qualifier	PQL	MDL	Unit	D	Prepared	Analyzed	Dil Fac
Total Dissolved Solids (SM 2540C)	**56**		5.0	5.0	mg/L			08/31/23 06:35	1
Chloride (SM 4500 Cl- E)	**19**		2.0	1.4	mg/L			09/15/23 15:25	1
Fluoride (SM 4500 F C)	0.070	U	0.10	0.070	mg/L			08/31/23 10:12	1
Sulfate (SM 4500 SO4 E)	1.4	U	5.0	1.4	mg/L			09/18/23 14:51	1

Method: EPA Field Sampling - Field Sampling

Analyte	Result	Qualifier	PQL	MDL	Unit	D	Prepared	Analyzed	Dil Fac
Field pH	**4.83**				SU			08/28/23 18:00	1

Client: Florida Power and Light
Project/Site: CCR Smith Plant

Job ID: 400-242675-1

Client Sample ID: MW-12

Date Collected: 08/28/23 13:58
Date Received: 08/30/23 10:33

Lab Sample ID: 400-242675-3

Matrix: Water

Method: SW846 6020B - Metals (ICP/MS) - Total Recoverable

Analyte	Result	Qualifier	PQL	MDL	Unit	D	Prepared	Analyzed	Dil Fac
Antimony	0.00050	U	0.0025	0.00050	mg/L		09/26/23 10:10	09/29/23 11:09	5
Arsenic	0.0012	U	0.0013	0.0012	mg/L		09/26/23 10:10	09/29/23 11:09	5
Barium	**0.014**		0.0025	0.0018	mg/L		09/26/23 10:10	09/29/23 11:09	5
Beryllium	0.00028	U	0.0025	0.00028	mg/L		09/26/23 10:10	09/29/23 11:09	5
Boron	**0.13**		0.050	0.029	mg/L		09/26/23 10:10	10/03/23 06:57	5
Cadmium	0.00065	U	0.0025	0.00065	mg/L		09/26/23 10:10	09/29/23 11:09	5
Calcium	**27**		0.25	0.13	mg/L		09/26/23 10:10	09/29/23 11:09	5
Chromium	0.0021	U	0.0025	0.0021	mg/L		09/26/23 10:10	09/29/23 11:09	5
Cobalt	0.00056	U	0.0025	0.00056	mg/L		09/26/23 10:10	09/29/23 11:09	5
Lead	0.00081	U	0.0013	0.00081	mg/L		09/26/23 10:10	09/29/23 11:09	5
Lithium	**0.015**		0.0050	0.0049	mg/L		09/26/23 10:10	09/29/23 11:09	5
Molybdenum	0.00046	U	0.015	0.00046	mg/L		09/26/23 10:10	09/29/23 11:09	5
Selenium	0.00082	U	0.0013	0.00082	mg/L		09/26/23 10:10	09/29/23 11:09	5
Thallium	0.00011	U	0.00050	0.00011	mg/L		09/26/23 10:10	09/29/23 11:09	5

Method: SW846 7470A - Mercury (CVAA)

Analyte	Result	Qualifier	PQL	MDL	Unit	D	Prepared	Analyzed	Dil Fac
Mercury	0.00015	U	0.00020	0.00015	mg/L		09/12/23 11:08	09/12/23 15:28	1

General Chemistry

Analyte	Result	Qualifier	PQL	MDL	Unit	D	Prepared	Analyzed	Dil Fac
Total Dissolved Solids (SM 2540C)	**480**		5.0	5.0	mg/L			08/31/23 06:35	1
Chloride (SM 4500 Cl- E)	**170**		4.0	2.8	mg/L			09/15/23 15:55	2
Fluoride (SM 4500 F C)	**0.13**		0.10	0.070	mg/L			08/31/23 10:12	1
Sulfate (SM 4500 SO4 E)	**29**		5.0	1.4	mg/L			09/18/23 14:52	1

Method: EPA Field Sampling - Field Sampling

Analyte	Result	Qualifier	PQL	MDL	Unit	D	Prepared	Analyzed	Dil Fac
Field pH	**5.88**				SU			08/28/23 13:58	1

Client Sample Results

Client: Florida Power and Light
Project/Site: CCR Smith Plant

Job ID: 400-242675-1

Client Sample ID: DUP-01

Date Collected: 08/28/23 12:16
Date Received: 08/30/23 10:33

Lab Sample ID: 400-242675-4

Matrix: Water

Method: SW846 6020B - Metals (ICP/MS) - Total Recoverable

Analyte	Result	Qualifier	PQL	MDL	Unit	D	Prepared	Analyzed	Dil Fac
Antimony	0.00050	U	0.0025	0.00050	mg/L		09/26/23 10:10	09/29/23 11:12	5
Arsenic	0.0012	U	0.0013	0.0012	mg/L		09/26/23 10:10	09/29/23 11:12	5
Barium	**0.014**		0.0025	0.0018	mg/L		09/26/23 10:10	09/29/23 11:12	5
Beryllium	0.00028	U	0.0025	0.00028	mg/L		09/26/23 10:10	09/29/23 11:12	5
Boron	**0.062**		0.050	0.029	mg/L		09/26/23 10:10	10/03/23 07:00	5
Cadmium	0.00065	U	0.0025	0.00065	mg/L		09/26/23 10:10	09/29/23 11:12	5
Calcium	**9.1**		0.25	0.13	mg/L		09/26/23 10:10	09/29/23 11:12	5
Chromium	0.0021	U	0.0025	0.0021	mg/L		09/26/23 10:10	09/29/23 11:12	5
Cobalt	0.00056	U	0.0025	0.00056	mg/L		09/26/23 10:10	09/29/23 11:12	5
Lead	0.00081	U	0.0013	0.00081	mg/L		09/26/23 10:10	09/29/23 11:12	5
Lithium	0.0049	U	0.0050	0.0049	mg/L		09/26/23 10:10	09/29/23 11:12	5
Molybdenum	0.00046	U	0.015	0.00046	mg/L		09/26/23 10:10	09/29/23 11:12	5
Selenium	0.00082	U	0.0013	0.00082	mg/L		09/26/23 10:10	09/29/23 11:12	5
Thallium	0.00011	U	0.00050	0.00011	mg/L		09/26/23 10:10	09/29/23 11:12	5

Method: SW846 7470A - Mercury (CVAA)

Analyte	Result	Qualifier	PQL	MDL	Unit	D	Prepared	Analyzed	Dil Fac
Mercury	0.00015	U	0.00020	0.00015	mg/L		09/11/23 10:55	09/11/23 18:10	1

General Chemistry

Analyte	Result	Qualifier	PQL	MDL	Unit	D	Prepared	Analyzed	Dil Fac
Total Dissolved Solids (SM 2540C)	**70**		5.0	5.0	mg/L			08/31/23 06:35	1
Chloride (SM 4500 Cl- E)	**13**		2.0	1.4	mg/L			09/15/23 15:26	1
Fluoride (SM 4500 F C)	**0.075**	**I**	0.10	0.070	mg/L			08/31/23 10:12	1
Sulfate (SM 4500 SO4 E)	**2.3**	**I**	5.0	1.4	mg/L			09/18/23 14:52	1

Definitions/Glossary

Client: Florida Power and Light
Project/Site: CCR Smith Plant

Job ID: 400-242675-1

Qualifiers

Metals

Qualifier	Qualifier Description
J3	Estimated value; value may not be accurate. Spike recovery or RPD outside of criteria.
L	Off-scale high. Actual value is known to be greater than the value given.
U	Indicates that the compound was analyzed for but not detected.

General Chemistry

Qualifier	Qualifier Description
I	The reported value is between the laboratory method detection limit and the laboratory practical quantitation limit.
J3	Estimated value; value may not be accurate. Spike recovery or RPD outside of criteria.
U	Indicates that the compound was analyzed for but not detected.

Glossary

Abbreviation	These commonly used abbreviations may or may not be present in this report.
¤	Listed under the "D" column to designate that the result is reported on a dry weight basis
%R	Percent Recovery
CFL	Contains Free Liquid
CFU	Colony Forming Unit
CNF	Contains No Free Liquid
DER	Duplicate Error Ratio (normalized absolute difference)
Dil Fac	Dilution Factor
DL	Detection Limit (DoD/DOE)
DL, RA, RE, IN	Indicates a Dilution, Re-analysis, Re-extraction, or additional Initial metals/anion analysis of the sample
DLC	Decision Level Concentration (Radiochemistry)
EDL	Estimated Detection Limit (Dioxin)
LOD	Limit of Detection (DoD/DOE)
LOQ	Limit of Quantitation (DoD/DOE)
MCL	EPA recommended "Maximum Contaminant Level"
MDA	Minimum Detectable Activity (Radiochemistry)
MDC	Minimum Detectable Concentration (Radiochemistry)
MDL	Method Detection Limit
ML	Minimum Level (Dioxin)
MPN	Most Probable Number
MQL	Method Quantitation Limit
NC	Not Calculated
ND	Not Detected at the reporting limit (or MDL or EDL if shown)
NEG	Negative / Absent
POS	Positive / Present
PQL	Practical Quantitation Limit
PRES	Presumptive
QC	Quality Control
RER	Relative Error Ratio (Radiochemistry)
RL	Reporting Limit or Requested Limit (Radiochemistry)
RPD	Relative Percent Difference, a measure of the relative difference between two points
TEF	Toxicity Equivalent Factor (Dioxin)
TEQ	Toxicity Equivalent Quotient (Dioxin)
TNTC	Too Numerous To Count

Client Sample ID: MW-02

Lab Sample ID: 400-242675-1

Date Collected: 08/28/23 13:16

Matrix: Water

Date Received: 08/30/23 10:33

Prep Type	Batch Type	Batch Method	Run	Dilution Factor	Batch Number	Analyst	Lab	Prepared or Analyzed
Total Recoverable	Prep	3005A			642575	MS	EET PEN	09/26/23 10:10 - 09/26/23 13:10 [1]
Total Recoverable	Analysis	6020B		5	643438	NTH	EET PEN	09/29/23 11:03
Total Recoverable	Prep	3005A			642575	MS	EET PEN	09/26/23 10:10 - 09/26/23 13:10 [1]
Total Recoverable	Analysis	6020B		5	643857	BAW	EET PEN	10/03/23 06:32
Total/NA	Prep	7470A			640661	JR	EET PEN	09/12/23 11:08 - 09/12/23 14:08 [1]
Total/NA	Analysis	7470A		1	640755	NET	EET PEN	09/12/23 15:18
Total/NA	Analysis	SM 2540C		1	639249	HA	EET PEN	08/31/23 06:35
Total/NA	Analysis	SM 4500 Cl- E		1	641285	CJK	EET PEN	09/15/23 15:24
Total/NA	Analysis	SM 4500 F C		1	639285	JP	EET PEN	08/31/23 10:12
Total/NA	Analysis	SM 4500 SO4 E		5	641531	CJK	EET PEN	09/18/23 15:14
Total/NA	Analysis	Field Sampling		1	645015	UT	EET PEN	08/28/23 13:16

Client Sample ID: MW-03

Lab Sample ID: 400-242675-2

Date Collected: 08/28/23 18:00

Matrix: Water

Date Received: 08/30/23 10:33

Prep Type	Batch Type	Batch Method	Run	Dilution Factor	Batch Number	Analyst	Lab	Prepared or Analyzed
Total Recoverable	Prep	3005A			642575	MS	EET PEN	09/26/23 10:10 - 09/26/23 13:10 [1]
Total Recoverable	Analysis	6020B		5	643438	NTH	EET PEN	09/29/23 11:06
Total/NA	Prep	7470A			640661	JR	EET PEN	09/12/23 11:08 - 09/12/23 14:08 [1]
Total/NA	Analysis	7470A		1	640755	NET	EET PEN	09/12/23 15:23
Total/NA	Analysis	SM 2540C		1	639249	HA	EET PEN	08/31/23 06:35
Total/NA	Analysis	SM 4500 Cl- E		1	641285	CJK	EET PEN	09/15/23 15:25
Total/NA	Analysis	SM 4500 F C		1	639285	JP	EET PEN	08/31/23 10:12
Total/NA	Analysis	SM 4500 SO4 E		1	641531	CJK	EET PEN	09/18/23 14:51
Total/NA	Analysis	Field Sampling		1	645015	UT	EET PEN	08/28/23 18:00

Client Sample ID: MW-12

Lab Sample ID: 400-242675-3

Date Collected: 08/28/23 13:58

Matrix: Water

Date Received: 08/30/23 10:33

Prep Type	Batch Type	Batch Method	Run	Dilution Factor	Batch Number	Analyst	Lab	Prepared or Analyzed
Total Recoverable	Prep	3005A			642575	MS	EET PEN	09/26/23 10:10 - 09/26/23 13:10 [1]
Total Recoverable	Analysis	6020B		5	643438	NTH	EET PEN	09/29/23 11:09
Total Recoverable	Prep	3005A			642575	MS	EET PEN	09/26/23 10:10 - 09/26/23 13:10 [1]
Total Recoverable	Analysis	6020B		5	643857	BAW	EET PEN	10/03/23 06:57
Total/NA	Prep	7470A			640661	JR	EET PEN	09/12/23 11:08 - 09/12/23 14:08 [1]
Total/NA	Analysis	7470A		1	640755	NET	EET PEN	09/12/23 15:28
Total/NA	Analysis	SM 2540C		1	639249	HA	EET PEN	08/31/23 06:35
Total/NA	Analysis	SM 4500 Cl- E		2	641285	CJK	EET PEN	09/15/23 15:55
Total/NA	Analysis	SM 4500 F C		1	639285	JP	EET PEN	08/31/23 10:12
Total/NA	Analysis	SM 4500 SO4 E		1	641531	CJK	EET PEN	09/18/23 14:52
Total/NA	Analysis	Field Sampling		1	645015	UT	EET PEN	08/28/23 13:58

Lab Chronicle

Client: Florida Power and Light
Project/Site: CCR Smith Plant

Job ID: 400-242675-1

Client Sample ID: DUP-01
Date Collected: 08/28/23 12:16
Date Received: 08/30/23 10:33

Lab Sample ID: 400-242675-4
Matrix: Water

Prep Type	Batch Type	Batch Method	Run	Dilution Factor	Batch Number	Analyst	Lab	Prepared or Analyzed
Total Recoverable	Prep	3005A			642575	MS	EET PEN	09/26/23 10:10 - 09/26/23 13:10 [1]
Total Recoverable	Analysis	6020B		5	643438	NTH	EET PEN	09/29/23 11:12
Total Recoverable	Prep	3005A			642575	MS	EET PEN	09/26/23 10:10 - 09/26/23 13:10 [1]
Total Recoverable	Analysis	6020B		5	643857	BAW	EET PEN	10/03/23 07:00
Total/NA	Prep	7470A			640485	NET	EET PEN	09/11/23 10:55 - 09/11/23 12:57 [1]
Total/NA	Analysis	7470A		1	640640	NET	EET PEN	09/11/23 18:10
Total/NA	Analysis	SM 2540C		1	639249	HA	EET PEN	08/31/23 06:35
Total/NA	Analysis	SM 4500 Cl- E		1	641285	CJK	EET PEN	09/15/23 15:26
Total/NA	Analysis	SM 4500 F C		1	639285	JP	EET PEN	08/31/23 10:12
Total/NA	Analysis	SM 4500 SO4 E		1	641531	CJK	EET PEN	09/18/23 14:52

[1] This procedure uses a method stipulated length of time for the process. Both start and end times are displayed.

Laboratory References:

EET PEN = Eurofins Pensacola, 3355 McLemore Drive, Pensacola, FL 32514, TEL (850)474-1001

Metals

Prep Batch: 640485

Lab Sample ID	Client Sample ID	Prep Type	Matrix	Method	Prep Batch
400-242675-4	DUP-01	Total/NA	Water	7470A	
MB 400-640485/14-A	Method Blank	Total/NA	Water	7470A	
LCS 400-640485/15-A	Lab Control Sample	Total/NA	Water	7470A	
400-242672-C-1-B MS	Matrix Spike	Total/NA	Water	7470A	
400-242672-C-1-C MSD	Matrix Spike Duplicate	Total/NA	Water	7470A	

Analysis Batch: 640640

Lab Sample ID	Client Sample ID	Prep Type	Matrix	Method	Prep Batch
400-242675-4	DUP-01	Total/NA	Water	7470A	640485
MB 400-640485/14-A	Method Blank	Total/NA	Water	7470A	640485
LCS 400-640485/15-A	Lab Control Sample	Total/NA	Water	7470A	640485
400-242672-C-1-B MS	Matrix Spike	Total/NA	Water	7470A	640485
400-242672-C-1-C MSD	Matrix Spike Duplicate	Total/NA	Water	7470A	640485

Prep Batch: 640661

Lab Sample ID	Client Sample ID	Prep Type	Matrix	Method	Prep Batch
400-242675-1	MW-02	Total/NA	Water	7470A	
400-242675-2	MW-03	Total/NA	Water	7470A	
400-242675-3	MW-12	Total/NA	Water	7470A	
MB 400-640661/14-A	Method Blank	Total/NA	Water	7470A	
LCS 400-640661/15-A	Lab Control Sample	Total/NA	Water	7470A	
400-242675-1 MS	MW-02	Total/NA	Water	7470A	
400-242675-1 MSD	MW-02	Total/NA	Water	7470A	

Analysis Batch: 640755

Lab Sample ID	Client Sample ID	Prep Type	Matrix	Method	Prep Batch
400-242675-1	MW-02	Total/NA	Water	7470A	640661
400-242675-2	MW-03	Total/NA	Water	7470A	640661
400-242675-3	MW-12	Total/NA	Water	7470A	640661
MB 400-640661/14-A	Method Blank	Total/NA	Water	7470A	640661
LCS 400-640661/15-A	Lab Control Sample	Total/NA	Water	7470A	640661
400-242675-1 MS	MW-02	Total/NA	Water	7470A	640661
400-242675-1 MSD	MW-02	Total/NA	Water	7470A	640661

Prep Batch: 642575

Lab Sample ID	Client Sample ID	Prep Type	Matrix	Method	Prep Batch
400-242675-1	MW-02	Total Recoverable	Water	3005A	
400-242675-2	MW-03	Total Recoverable	Water	3005A	
400-242675-3	MW-12	Total Recoverable	Water	3005A	
400-242675-4	DUP-01	Total Recoverable	Water	3005A	
MB 400-642575/1-A ^5	Method Blank	Total Recoverable	Water	3005A	
LCS 400-642575/2-A ^5	Lab Control Sample	Total Recoverable	Water	3005A	
400-243945-A-2-B MS ^5	Matrix Spike	Total Recoverable	Water	3005A	
400-243945-A-2-C MSD ^5	Matrix Spike Duplicate	Total Recoverable	Water	3005A	

Analysis Batch: 643438

Lab Sample ID	Client Sample ID	Prep Type	Matrix	Method	Prep Batch
400-242675-1	MW-02	Total Recoverable	Water	6020B	642575
400-242675-2	MW-03	Total Recoverable	Water	6020B	642575
400-242675-3	MW-12	Total Recoverable	Water	6020B	642575
400-242675-4	DUP-01	Total Recoverable	Water	6020B	642575

Metals (Continued)

Analysis Batch: 643438 (Continued)

Lab Sample ID	Client Sample ID	Prep Type	Matrix	Method	Prep Batch
MB 400-642575/1-A ^5	Method Blank	Total Recoverable	Water	6020B	642575
MB 400-642575/1-A ^5	Method Blank	Total Recoverable	Water	6020B	642575
LCS 400-642575/2-A ^5	Lab Control Sample	Total Recoverable	Water	6020B	642575
400-243945-A-2-B MS ^5	Matrix Spike	Total Recoverable	Water	6020B	642575
400-243945-A-2-C MSD ^5	Matrix Spike Duplicate	Total Recoverable	Water	6020B	642575

Analysis Batch: 643857

Lab Sample ID	Client Sample ID	Prep Type	Matrix	Method	Prep Batch
400-242675-1	MW-02	Total Recoverable	Water	6020B	642575
400-242675-3	MW-12	Total Recoverable	Water	6020B	642575
400-242675-4	DUP-01	Total Recoverable	Water	6020B	642575

General Chemistry

Analysis Batch: 639249

Lab Sample ID	Client Sample ID	Prep Type	Matrix	Method	Prep Batch
400-242675-1	MW-02	Total/NA	Water	SM 2540C	
400-242675-2	MW-03	Total/NA	Water	SM 2540C	
400-242675-3	MW-12	Total/NA	Water	SM 2540C	
400-242675-4	DUP-01	Total/NA	Water	SM 2540C	
MB 400-639249/1	Method Blank	Total/NA	Water	SM 2540C	
LCS 400-639249/2	Lab Control Sample	Total/NA	Water	SM 2540C	
400-242675-2 DU	MW-03	Total/NA	Water	SM 2540C	

Analysis Batch: 639285

Lab Sample ID	Client Sample ID	Prep Type	Matrix	Method	Prep Batch
400-242675-1	MW-02	Total/NA	Water	SM 4500 F C	
400-242675-2	MW-03	Total/NA	Water	SM 4500 F C	
400-242675-3	MW-12	Total/NA	Water	SM 4500 F C	
400-242675-4	DUP-01	Total/NA	Water	SM 4500 F C	
MB 400-639285/10	Method Blank	Total/NA	Water	SM 4500 F C	
LCS 400-639285/12	Lab Control Sample	Total/NA	Water	SM 4500 F C	
MRL 400-639285/11	Lab Control Sample	Total/NA	Water	SM 4500 F C	
560-112323-F-1 MS	Matrix Spike	Total/NA	Water	SM 4500 F C	
560-112323-F-1 MSD	Matrix Spike Duplicate	Total/NA	Water	SM 4500 F C	
560-112302-A-1 DU	Duplicate	Total/NA	Water	SM 4500 F C	

Analysis Batch: 641285

Lab Sample ID	Client Sample ID	Prep Type	Matrix	Method	Prep Batch
400-242675-1	MW-02	Total/NA	Water	SM 4500 Cl- E	
400-242675-2	MW-03	Total/NA	Water	SM 4500 Cl- E	
400-242675-3	MW-12	Total/NA	Water	SM 4500 Cl- E	
400-242675-4	DUP-01	Total/NA	Water	SM 4500 Cl- E	
MB 400-641285/36	Method Blank	Total/NA	Water	SM 4500 Cl- E	
LCS 400-641285/37	Lab Control Sample	Total/NA	Water	SM 4500 Cl- E	
MRL 400-641285/7	Lab Control Sample	Total/NA	Water	SM 4500 Cl- E	
400-243223-C-8 MS	Matrix Spike	Total/NA	Water	SM 4500 Cl- E	
400-243223-C-8 MSD	Matrix Spike Duplicate	Total/NA	Water	SM 4500 Cl- E	

QC Association Summary

Client: Florida Power and Light
Project/Site: CCR Smith Plant

Job ID: 400-242675-1

General Chemistry

Analysis Batch: 641531

Lab Sample ID	Client Sample ID	Prep Type	Matrix	Method	Prep Batch
400-242675-1	MW-02	Total/NA	Water	SM 4500 SO4 E	
400-242675-2	MW-03	Total/NA	Water	SM 4500 SO4 E	
400-242675-3	MW-12	Total/NA	Water	SM 4500 SO4 E	
400-242675-4	DUP-01	Total/NA	Water	SM 4500 SO4 E	
MB 400-641531/12	Method Blank	Total/NA	Water	SM 4500 SO4 E	
LCS 400-641531/13	Lab Control Sample	Total/NA	Water	SM 4500 SO4 E	
MRL 400-641531/14	Lab Control Sample	Total/NA	Water	SM 4500 SO4 E	
400-242673-B-14 MS	Matrix Spike	Total/NA	Water	SM 4500 SO4 E	
400-242673-B-14 MSD	Matrix Spike Duplicate	Total/NA	Water	SM 4500 SO4 E	
400-243002-A-1 MS	Matrix Spike	Total/NA	Water	SM 4500 SO4 E	
400-243002-A-1 MSD	Matrix Spike Duplicate	Total/NA	Water	SM 4500 SO4 E	

Field Service / Mobile Lab

Analysis Batch: 645015

Lab Sample ID	Client Sample ID	Prep Type	Matrix	Method	Prep Batch
400-242675-1	MW-02	Total/NA	Water	Field Sampling	
400-242675-2	MW-03	Total/NA	Water	Field Sampling	
400-242675-3	MW-12	Total/NA	Water	Field Sampling	

Method: 6020B - Metals (ICP/MS)

Lab Sample ID: MB 400-642575/1-A ^5
Matrix: Water
Analysis Batch: 643438

Client Sample ID: Method Blank
Prep Type: Total Recoverable
Prep Batch: 642575

Analyte	MB Result	MB Qualifier	PQL	MDL	Unit	D	Prepared	Analyzed	Dil Fac
Antimony	0.00050	U	0.0025	0.00050	mg/L		09/26/23 10:10	09/29/23 06:17	5
Arsenic	0.0012	U	0.0013	0.0012	mg/L		09/26/23 10:10	09/29/23 06:17	5
Beryllium	0.00028	U	0.0025	0.00028	mg/L		09/26/23 10:10	09/29/23 06:17	5
Boron	0.029	U	0.050	0.029	mg/L		09/26/23 10:10	09/29/23 06:17	5
Cadmium	0.00065	U	0.0025	0.00065	mg/L		09/26/23 10:10	09/29/23 06:17	5
Calcium	0.13	U	0.25	0.13	mg/L		09/26/23 10:10	09/29/23 06:17	5
Chromium	0.0021	U	0.0025	0.0021	mg/L		09/26/23 10:10	09/29/23 06:17	5
Cobalt	0.00056	U	0.0025	0.00056	mg/L		09/26/23 10:10	09/29/23 06:17	5
Lead	0.00081	U	0.0013	0.00081	mg/L		09/26/23 10:10	09/29/23 06:17	5
Lithium	0.0049	U	0.0050	0.0049	mg/L		09/26/23 10:10	09/29/23 06:17	5
Molybdenum	0.00046	U	0.015	0.00046	mg/L		09/26/23 10:10	09/29/23 06:17	5
Thallium	0.00011	U	0.00050	0.00011	mg/L		09/26/23 10:10	09/29/23 06:17	5

Lab Sample ID: MB 400-642575/1-A ^5
Matrix: Water
Analysis Batch: 643438

Client Sample ID: Method Blank
Prep Type: Total Recoverable
Prep Batch: 642575

Analyte	MB Result	MB Qualifier	PQL	MDL	Unit	D	Prepared	Analyzed	Dil Fac
Barium	0.0018	U	0.0025	0.0018	mg/L		09/26/23 10:10	09/29/23 08:21	5
Selenium	0.00082	U	0.0013	0.00082	mg/L		09/26/23 10:10	09/29/23 08:21	5

Lab Sample ID: LCS 400-642575/2-A ^5
Matrix: Water
Analysis Batch: 643438

Client Sample ID: Lab Control Sample
Prep Type: Total Recoverable
Prep Batch: 642575

Analyte	Spike Added	LCS Result	LCS Qualifier	Unit	D	%Rec	%Rec Limits
Antimony	0.0500	0.0523		mg/L		105	80 - 120
Arsenic	0.0500	0.0519		mg/L		104	80 - 120
Barium	0.0500	0.0563		mg/L		113	80 - 120
Beryllium	0.0500	0.0512		mg/L		102	80 - 120
Cadmium	0.0500	0.0508		mg/L		102	80 - 120
Calcium	5.00	5.18		mg/L		104	80 - 120
Chromium	0.0500	0.0510		mg/L		102	80 - 120
Cobalt	0.0500	0.0506		mg/L		101	80 - 120
Lead	0.0500	0.0509		mg/L		102	80 - 120
Lithium	0.0500	0.0524		mg/L		105	80 - 120
Molybdenum	0.0500	0.0493		mg/L		99	80 - 120
Selenium	0.0500	0.0569		mg/L		114	80 - 120
Thallium	0.0100	0.00977		mg/L		98	80 - 120

Lab Sample ID: 400-243945-A-2-B MS ^5
Matrix: Water
Analysis Batch: 643438

Client Sample ID: Matrix Spike
Prep Type: Total Recoverable
Prep Batch: 642575

Analyte	Sample Result	Sample Qualifier	Spike Added	MS Result	MS Qualifier	Unit	D	%Rec	%Rec Limits
Antimony	0.00050	U	0.0500	0.0523		mg/L		105	75 - 125
Arsenic	0.0012	U	0.0500	0.0519		mg/L		104	75 - 125
Barium	0.035		0.0500	0.0918		mg/L		113	75 - 125
Beryllium	0.00028	U	0.0500	0.0489		mg/L		98	75 - 125

Method: 6020B - Metals (ICP/MS) (Continued)

Lab Sample ID: 400-243945-A-2-B MS ^5
Matrix: Water
Analysis Batch: 643438

Client Sample ID: Matrix Spike
Prep Type: Total Recoverable
Prep Batch: 642575

Analyte	Sample Result	Sample Qualifier	Spike Added	MS Result	MS Qualifier	Unit	D	%Rec	%Rec Limits
Boron	0.052	J3	0.100	0.149		mg/L		97	75 - 125
Cadmium	0.00065	U	0.0500	0.0519		mg/L		104	75 - 125
Calcium	110	L	5.00	109	L J3	mg/L		62	75 - 125
Chromium	0.0021	U	0.0500	0.0502		mg/L		100	75 - 125
Cobalt	0.00056	U	0.0500	0.0514		mg/L		103	75 - 125
Lead	0.00081	U	0.0500	0.0502		mg/L		100	75 - 125
Lithium	0.0049	U	0.0500	0.0494		mg/L		99	75 - 125
Molybdenum	0.00053	I	0.0500	0.0520		mg/L		103	75 - 125
Selenium	0.00082	U	0.0500	0.0510		mg/L		102	75 - 125
Thallium	0.00011	U	0.0100	0.00987		mg/L		99	75 - 125

Lab Sample ID: 400-243945-A-2-C MSD ^5
Matrix: Water
Analysis Batch: 643438

Client Sample ID: Matrix Spike Duplicate
Prep Type: Total Recoverable
Prep Batch: 642575

Analyte	Sample Result	Sample Qualifier	Spike Added	MSD Result	MSD Qualifier	Unit	D	%Rec	%Rec Limits	RPD	RPD Limit
Antimony	0.00050	U	0.0500	0.0533		mg/L		107	75 - 125	2	20
Arsenic	0.0012	U	0.0500	0.0541		mg/L		108	75 - 125	4	20
Barium	0.035		0.0500	0.0913		mg/L		113	75 - 125	0	20
Beryllium	0.00028	U	0.0500	0.0507		mg/L		101	75 - 125	4	20
Boron	0.050	J3	0.100	0.152		mg/L		101	75 - 125	2	20
Cadmium	0.00065	U	0.0500	0.0510		mg/L		102	75 - 125	2	20
Calcium	110	L	5.00	109	J3 L	mg/L		42	75 - 125	0	20
Chromium	0.0021	U	0.0500	0.0508		mg/L		102	75 - 125	1	20
Cobalt	0.00056	U	0.0500	0.0503		mg/L		101	75 - 125	2	20
Lead	0.00081	U	0.0500	0.0507		mg/L		101	75 - 125	1	20
Lithium	0.0049	U	0.0500	0.0511		mg/L		102	75 - 125	3	20
Molybdenum	0.00059	I	0.0500	0.0509		mg/L		101	75 - 125	2	20
Selenium	0.00082	U	0.0500	0.0507		mg/L		101	75 - 125	1	20
Thallium	0.00011	U	0.0100	0.00983		mg/L		98	75 - 125	0	20

Method: 7470A - Mercury (CVAA)

Lab Sample ID: MB 400-640485/14-A
Matrix: Water
Analysis Batch: 640640

Client Sample ID: Method Blank
Prep Type: Total/NA
Prep Batch: 640485

Analyte	MB Result	MB Qualifier	PQL	MDL	Unit	D	Prepared	Analyzed	Dil Fac
Mercury	0.00015	U	0.00020	0.00015	mg/L		09/11/23 10:55	09/11/23 17:50	1

Lab Sample ID: LCS 400-640485/15-A
Matrix: Water
Analysis Batch: 640640

Client Sample ID: Lab Control Sample
Prep Type: Total/NA
Prep Batch: 640485

Analyte	Spike Added	LCS Result	LCS Qualifier	Unit	D	%Rec	%Rec Limits
Mercury	0.00100	0.00113		mg/L		113	80 - 120

Method: 7470A - Mercury (CVAA) (Continued)

Lab Sample ID: 400-242672-C-1-B MS
Matrix: Water
Analysis Batch: 640640

Client Sample ID: Matrix Spike
Prep Type: Total/NA
Prep Batch: 640485

Analyte	Sample Result	Sample Qualifier	Spike Added	MS Result	MS Qualifier	Unit	D	%Rec	%Rec Limits
Mercury	0.00015	U	0.00200	0.00216		mg/L		108	80 - 120

Lab Sample ID: 400-242672-C-1-C MSD
Matrix: Water
Analysis Batch: 640640

Client Sample ID: Matrix Spike Duplicate
Prep Type: Total/NA
Prep Batch: 640485

Analyte	Sample Result	Sample Qualifier	Spike Added	MSD Result	MSD Qualifier	Unit	D	%Rec	%Rec Limits	RPD	RPD Limit
Mercury	0.00015	U	0.00200	0.00215		mg/L		108	80 - 120	0	20

Lab Sample ID: MB 400-640661/14-A
Matrix: Water
Analysis Batch: 640755

Client Sample ID: Method Blank
Prep Type: Total/NA
Prep Batch: 640661

Analyte	MB Result	MB Qualifier	PQL	MDL	Unit	D	Prepared	Analyzed	Dil Fac
Mercury	0.00015	U	0.00020	0.00015	mg/L		09/12/23 11:07	09/12/23 15:15	1

Lab Sample ID: LCS 400-640661/15-A
Matrix: Water
Analysis Batch: 640755

Client Sample ID: Lab Control Sample
Prep Type: Total/NA
Prep Batch: 640661

Analyte	Spike Added	LCS Result	LCS Qualifier	Unit	D	%Rec	%Rec Limits
Mercury	0.00100	0.000930		mg/L		93	80 - 120

Lab Sample ID: 400-242675-1 MS
Matrix: Water
Analysis Batch: 640755

Client Sample ID: MW-02
Prep Type: Total/NA
Prep Batch: 640661

Analyte	Sample Result	Sample Qualifier	Spike Added	MS Result	MS Qualifier	Unit	D	%Rec	%Rec Limits
Mercury	0.00015	U	0.00200	0.00179		mg/L		90	80 - 120

Lab Sample ID: 400-242675-1 MSD
Matrix: Water
Analysis Batch: 640755

Client Sample ID: MW-02
Prep Type: Total/NA
Prep Batch: 640661

Analyte	Sample Result	Sample Qualifier	Spike Added	MSD Result	MSD Qualifier	Unit	D	%Rec	%Rec Limits	RPD	RPD Limit
Mercury	0.00015	U	0.00200	0.00189		mg/L		95	80 - 120	5	20

Method: SM 2540C - Solids, Total Dissolved (TDS)

Lab Sample ID: MB 400-639249/1
Matrix: Water
Analysis Batch: 639249

Client Sample ID: Method Blank
Prep Type: Total/NA

Analyte	MB Result	MB Qualifier	PQL	MDL	Unit	D	Prepared	Analyzed	Dil Fac
Total Dissolved Solids	5.0	U	5.0	5.0	mg/L			08/31/23 06:35	1

Method: SM 2540C - Solids, Total Dissolved (TDS) (Continued)

Lab Sample ID: LCS 400-639249/2
Matrix: Water
Analysis Batch: 639249

Client Sample ID: Lab Control Sample
Prep Type: Total/NA

Analyte	Spike Added	LCS Result	LCS Qualifier	Unit	D	%Rec	%Rec Limits
Total Dissolved Solids	293	292		mg/L		100	78 - 122

Lab Sample ID: 400-242675-2 DU
Matrix: Water
Analysis Batch: 639249

Client Sample ID: MW-03
Prep Type: Total/NA

Analyte	Sample Result	Sample Qualifier	DU Result	DU Qualifier	Unit	D	RPD	RPD Limit
Total Dissolved Solids	56		56.0		mg/L		0	5

Method: SM 4500 Cl- E - Chloride, Total

Lab Sample ID: MB 400-641285/36
Matrix: Water
Analysis Batch: 641285

Client Sample ID: Method Blank
Prep Type: Total/NA

Analyte	MB Result	MB Qualifier	PQL	MDL	Unit	D	Prepared	Analyzed	Dil Fac
Chloride	1.4	U	2.0	1.4	mg/L			09/15/23 15:20	1

Lab Sample ID: LCS 400-641285/37
Matrix: Water
Analysis Batch: 641285

Client Sample ID: Lab Control Sample
Prep Type: Total/NA

Analyte	Spike Added	LCS Result	LCS Qualifier	Unit	D	%Rec	%Rec Limits
Chloride	50.0	49.4		mg/L		99	90 - 110

Lab Sample ID: MRL 400-641285/7
Matrix: Water
Analysis Batch: 641285

Client Sample ID: Lab Control Sample
Prep Type: Total/NA

Analyte	Spike Added	MRL Result	MRL Qualifier	Unit	D	%Rec	%Rec Limits
Chloride	4.00	2.42		mg/L		61	50 - 150

Lab Sample ID: 400-243223-C-8 MS
Matrix: Water
Analysis Batch: 641285

Client Sample ID: Matrix Spike
Prep Type: Total/NA

Analyte	Sample Result	Sample Qualifier	Spike Added	MS Result	MS Qualifier	Unit	D	%Rec	%Rec Limits
Chloride	1500		100	1290	J3	mg/L		-177	73 - 120

Lab Sample ID: 400-243223-C-8 MSD
Matrix: Water
Analysis Batch: 641285

Client Sample ID: Matrix Spike Duplicate
Prep Type: Total/NA

Analyte	Sample Result	Sample Qualifier	Spike Added	MSD Result	MSD Qualifier	Unit	D	%Rec	%Rec Limits	RPD	RPD Limit
Chloride	1500		100	1290	J3	mg/L		-176	73 - 120	0	8

Method: SM 4500 F C - Fluoride

Lab Sample ID: MB 400-639285/10
Matrix: Water
Analysis Batch: 639285

Client Sample ID: Method Blank
Prep Type: Total/NA

Analyte	MB Result	MB Qualifier	PQL	MDL	Unit	D	Prepared	Analyzed	Dil Fac
Fluoride	0.070	U	0.10	0.070	mg/L			08/31/23 10:12	1

Lab Sample ID: LCS 400-639285/12
Matrix: Water
Analysis Batch: 639285

Client Sample ID: Lab Control Sample
Prep Type: Total/NA

Analyte	Spike Added	LCS Result	LCS Qualifier	Unit	D	%Rec	%Rec Limits
Fluoride	5.00	4.72		mg/L		94	90 - 110

Lab Sample ID: MRL 400-639285/11
Matrix: Water
Analysis Batch: 639285

Client Sample ID: Lab Control Sample
Prep Type: Total/NA

Analyte	Spike Added	MRL Result	MRL Qualifier	Unit	D	%Rec	%Rec Limits
Fluoride	0.100	0.0950	I	mg/L		95	

Lab Sample ID: 560-112323-F-1 MS
Matrix: Water
Analysis Batch: 639285

Client Sample ID: Matrix Spike
Prep Type: Total/NA

Analyte	Sample Result	Sample Qualifier	Spike Added	MS Result	MS Qualifier	Unit	D	%Rec	%Rec Limits
Fluoride	0.17		0.100	0.290		mg/L		124	75 - 125

Lab Sample ID: 560-112323-F-1 MSD
Matrix: Water
Analysis Batch: 639285

Client Sample ID: Matrix Spike Duplicate
Prep Type: Total/NA

Analyte	Sample Result	Sample Qualifier	Spike Added	MSD Result	MSD Qualifier	Unit	D	%Rec	%Rec Limits	RPD	RPD Limit
Fluoride	0.17		0.100	0.290		mg/L		124	75 - 125	0	4

Lab Sample ID: 560-112302-A-1 DU
Matrix: Water
Analysis Batch: 639285

Client Sample ID: Duplicate
Prep Type: Total/NA

Analyte	Sample Result	Sample Qualifier	DU Result	DU Qualifier	Unit	D	RPD	RPD Limit
Fluoride	2.7		2.81		mg/L		4	4

Method: SM 4500 SO4 E - Sulfate, Total

Lab Sample ID: MB 400-641531/12
Matrix: Water
Analysis Batch: 641531

Client Sample ID: Method Blank
Prep Type: Total/NA

Analyte	MB Result	MB Qualifier	PQL	MDL	Unit	D	Prepared	Analyzed	Dil Fac
Sulfate	1.4	U	5.0	1.4	mg/L			09/18/23 13:56	1

Method: SM 4500 SO4 E - Sulfate, Total (Continued)

Lab Sample ID: LCS 400-641531/13
Matrix: Water
Analysis Batch: 641531

Client Sample ID: Lab Control Sample
Prep Type: Total/NA

Analyte	Spike Added	LCS Result	LCS Qualifier	Unit	D	%Rec	%Rec Limits
Sulfate	15.0	15.8		mg/L		105	90 - 110

Lab Sample ID: MRL 400-641531/14
Matrix: Water
Analysis Batch: 641531

Client Sample ID: Lab Control Sample
Prep Type: Total/NA

Analyte	Spike Added	MRL Result	MRL Qualifier	Unit	D	%Rec	%Rec Limits
Sulfate	5.00	3.47	I	mg/L		69	50 - 150

Lab Sample ID: 400-242673-B-14 MS
Matrix: Water
Analysis Batch: 641531

Client Sample ID: Matrix Spike
Prep Type: Total/NA

Analyte	Sample Result	Sample Qualifier	Spike Added	MS Result	MS Qualifier	Unit	D	%Rec	%Rec Limits
Sulfate	160		50.0	170	J3	mg/L		13	77 - 128

Lab Sample ID: 400-242673-B-14 MSD
Matrix: Water
Analysis Batch: 641531

Client Sample ID: Matrix Spike Duplicate
Prep Type: Total/NA

Analyte	Sample Result	Sample Qualifier	Spike Added	MSD Result	MSD Qualifier	Unit	D	%Rec	%Rec Limits	RPD	RPD Limit
Sulfate	160		50.0	168	J3	mg/L		8	77 - 128	1	5

Lab Sample ID: 400-243002-A-1 MS
Matrix: Water
Analysis Batch: 641531

Client Sample ID: Matrix Spike
Prep Type: Total/NA

Analyte	Sample Result	Sample Qualifier	Spike Added	MS Result	MS Qualifier	Unit	D	%Rec	%Rec Limits
Sulfate	2.4	I	10.0	9.72	J3	mg/L		73	77 - 128

Lab Sample ID: 400-243002-A-1 MSD
Matrix: Water
Analysis Batch: 641531

Client Sample ID: Matrix Spike Duplicate
Prep Type: Total/NA

Analyte	Sample Result	Sample Qualifier	Spike Added	MSD Result	MSD Qualifier	Unit	D	%Rec	%Rec Limits	RPD	RPD Limit
Sulfate	2.4	I	10.0	9.92	J3	mg/L		75	77 - 128	2	5

TestAmerica Pensacola
3355 McLemore Drive
Pensacola, FL 32514
Phone (850) 474-1001 Fax (850) 478-2671

Chain of Custody Record

TestAmerica
THE LEADER IN ENVIRONMENTAL TESTING

400-242675 COC

Client Information	Sampler: Kirk Hagendorfer / TODD Voreis	Lab PM: Whitmire, Cheyenne R	Carrier	COC No: 400-53432-23565.1
Client Contact: Kristi Mitchell	Phone: 850-336-0192	E-Mail: cheyenne.whitmire@testamericainc.com		Page: Page 1 of 2
Company: Gulf Power Company				Job #:
Address: BIN 731 One Energy Place	Due Date Requested:			
City: Pensacola	TAT Requested (days):			
State, Zip: FL, 32520				
Phone: 850-444-6427(Tel)	PO #: Purchase Order not required			
Email: krmitche@southernco com	WO #:			
Project Name: CCR Smith Plant	Project #: 40006609			
Site	SSOW#:			

Analysis Requested

Preservation Codes:

A - HCL	M - Hexane
B - NaOH	N - None
C - Zn Acetate	O - AsNaO2
D - Nitric Acid	P - Na2O4S
E - NaHSO4	Q - Na2SO3
F - MeOH	R - Na2S2O3
G - Amchlor	S - H2SO4
H - Ascorbic Acid	T - TSP Dodecahydrate
I - Ice	U - Acetone
J - DI Water	V - MCAA
K - EDTA	W - ph 4-5
L - EDA	Z - other (specify)

Other:

Sample Identification	Sample Date	Sample Time	Sample Type (C=comp, G=grab)	Matrix (W=water, S=solid, O=waste/oil, BT=Tissue, A=Air)	Field Filtered Sample (Yes or No)	Perform MS/MSD (Yes or No)	9315_Ra226, 9320_Ra228, Ra226Ra228_GFPC	SM4500_Cl_E - Chloride, SM4500_SO4_E - Sulfate, 2540C - Total Dissolved Solids, 4500_F_C - Fluoride	6020 - Sb,As,Ba,B,Be,Ca,Cd,Cr,Co,Pb,Li,Mo,Se,Tl, 7470A - Mercury	FieldSampling - Field Sampling Parameters	Total Number of containers	Special Instructions/Note:
			Preservation Code:				D	N	D	N		
~~MW-2~~ RDH 8-30-23 MW-02	8-28-23	1316	G	Water	NO		X	X	X	X	3	
~~MW-3~~ RDH 8-30-23 MW-03	8-28-23	1800	G	Water	NO		X	X	X	X	3	
~~MW-6~~ RDH 8-30-23				Water								
~~MW-7~~ RDH 8-30-23				Water								
~~MW-8~~ RDH 8-30-23				Water								
~~MW-9~~ RDH 8-30-23				Water								
~~MW-10~~ RDH 8-30-23				Water								
~~MW-11~~ RDH 8-30-23				Water								
~~MW-12~~ RDH 8-30-23 MW-12	8-28-23	1358	G	Water	NO		X	X	X	X	3	
~~MW-13~~ RDH 8-30-23				Water								
~~MW-14~~ RDH 8-30-23				Water								

Possible Hazard Identification
☐ Non-Hazard ☐ Flammable ☐ Skin Irritant ☐ Poison B ☐ Unknown ☐ Radiological

Sample Disposal (A fee may be assessed if samples are retained longer than 1 month)
☐ Return To Client ☐ Disposal By Lab ☐ Archive For _____ Months

Deliverable Requested. I, II, III, IV, Other (specify): Level II Reports AND Associated EDDs

Special Instructions/QC Requirements:

Empty Kit Relinquished by:	Date	Time:	Method of Shipment:		
Relinquished by:	Date/Time: 8-30-23 0810	Company: RDH ENV.	Received by: Peircelon Hagendorfer	Date/Time: 8-30-23 0810	Company: RDH ENV.
Relinquished by: Peircelon Hagendorfer	Date/Time: 8/30/23 1033	Company: RDH	Received by:	Date/Time: 8/30/23 1033	Company: ES
Relinquished by:	Date/Time:	Company:	Received by:	Date/Time:	Company:

Custody Seals Intact: Δ Yes Δ No	Custody Seal No .	Cooler Temperature(s) °C and Other Remarks: 4.2, 3.6, 2.8, 2.9 IR8

TestAmerica Pensacola
3355 McLemore Drive
Pensacola, FL 32514
Phone (850) 474-1001 Fax (850) 478-2671

Chain of Custody Record

TestAmerica
THE LEADER IN ENVIRONMENTAL TESTING

Client Information	Sampler: Rick Hagendorfer / Todd Voreis	Lab PM: Whitmire, Cheyenne R	Carrier Tracking No(s):	COC No: 400-53432-23565.2
Client Contact: Kristi Mitchell	Phone: 850-336-0192	E-Mail: cheyenne whitmire@testamericainc.com		Page: Page 2 of 2
Company: Gulf Power Company				Job #:
Address: BIN 731 One Energy Place	Due Date Requested:			
City: Pensacola	TAT Requested (days):			
State, Zip: FL, 32520				
Phone: 850-444-6427(Tel)	PO #: Purchase Order not required			
Email: krmitche@southernco com	WO #:			
Project Name: CCR Smith Plant	Project #: 40006609			
Site	SSOW#:			

Analysis Requested

Sample Identification	Sample Date	Sample Time	Sample Type (C=Comp, G=grab)	Matrix (W=water, S=solid, O=waste/oil, BT=Tissue, A=Air)	Field Filtered Sample (Yes or No)	Perform MS/MSD (Yes or No)	9315_Ra226, 9320_Ra228, Ra226Ra228_GFPC	SM4500_Cl_E - Chloride, SM4500_SO4_E - Sulfate, 2540C - Total Dissolved Solids, 4500_F_C - Fluoride	6020 - Sb,As,Ba,B,Be,Ca,Cd,Cr,Co,Pb,Li,Mo,Se,Tl; 7470A - Mercury	FieldSampling - Field Sampling Parameters	Total Number of containers	Special Instructions/Note:
			Preservation Code:				D	N	D	N		
~~FB-01~~	8-29-23	1440	G	Water	N		X	X	X		3	
~~EB-01~~	8-29-23	1444	G	Water	N		X	X	X		3	
DUP-01	8-28-23	1216	G	Water	N		X	X	X	X	3	
~~FB-02~~ RDH 8-30-23				Water								
~~EB-02~~ RDH 8-30-23				Water								
~~DUP-02~~ RDH 8-30-23				Water								
				Water								
				Water								

Preservation Codes:

A - HCL	M - Hexane
B - NaOH	N - None
C - Zn Acetate	O - AsNaO2
D - Nitric Acid	P - Na2O4S
E - NaHSO4	Q - Na2SO3
F - MeOH	R - Na2S2O3
G - Amchlor	S - H2SO4
H - Ascorbic Acid	T - TSP Dodecahydrate
I - Ice	U - Acetone
J - DI Water	V - MCAA
K - EDTA	W - ph 4-5
L - EDA	Z - other (specify)

Other:

Possible Hazard Identification
☐ Non-Hazard ☐ Flammable ☐ Skin Irritant ☐ Poison B ☐ Unknown ☐ Radiological

Sample Disposal (A fee may be assessed if samples are retained longer than 1 month)
☐ Return To Client ☐ Disposal By Lab ☐ Archive For _____ Months

Deliverable Requested: I, II, III, IV, Other (specify) Level II Reports AND Associated EDDs

Special Instructions/QC Requirements:

Empty Kit Relinquished by.	Date:	Time:	Method of Shipment.

Relinquished by	Date/Time	Company	Received by	Date/Time	Company
	8-30-23 0810	RDH Env.	Pierceton Hagendorfer	8-30-23 0810	RDH Env.
Relinquished by: Pierceton Hagendorfer	Date/Time: 8/30/23 1033	Company: RDH	Received by:	Date/Time: 8/30/23 1033	Company: EES
Relinquished by	Date/Time	Company	Received by	Date/Time	Company

Custody Seals Intact: Δ Yes Δ No	Custody Seal No.:	Cooler Temperature(s) °C and Other Remarks.

10/11/2023

Login Sample Receipt Checklist

Client: Florida Power and Light

Job Number: 400-242675-1

Login Number: 242675
List Number: 1
Creator: Roberts, Alexis J

List Source: Eurofins Pensacola

Question	Answer	Comment
Radioactivity wasn't checked or is </= background as measured by a survey meter.	N/A	
The cooler's custody seal, if present, is intact.	N/A	
Sample custody seals, if present, are intact.	N/A	
The cooler or samples do not appear to have been compromised or tampered with.	True	
Samples were received on ice.	True	
Cooler Temperature is acceptable.	True	
Cooler Temperature is recorded.	True	4.2°C, 3.6°C, 2.8°C, 2.9°C IR8
COC is present.	True	
COC is filled out in ink and legible.	True	
COC is filled out with all pertinent information.	True	
Is the Field Sampler's name present on COC?	True	
There are no discrepancies between the containers received and the COC.	True	
Samples are received within Holding Time (excluding tests with immediate HTs)	True	
Sample containers have legible labels.	True	
Containers are not broken or leaking.	True	
Sample collection date/times are provided.	True	
Appropriate sample containers are used.	True	
Sample bottles are completely filled.	True	
Sample Preservation Verified.	True	
There is sufficient vol. for all requested analyses, incl. any requested MS/MSDs	True	
Containers requiring zero headspace have no headspace or bubble is <6mm (1/4").	N/A	
Multiphasic samples are not present.	True	
Samples do not require splitting or compositing.	True	
Residual Chlorine Checked.	N/A	

Accreditation/Certification Summary

Client: Florida Power and Light
Project/Site: CCR Smith Plant

Job ID: 400-242675-1

Laboratory: Eurofins Pensacola

All accreditations/certifications held by this laboratory are listed. Not all accreditations/certifications are applicable to this report.

Authority	Program	Identification Number	Expiration Date
Alabama	State	40150	06-30-24
ANAB	ISO/IEC 17025	L2471	02-22-26
Arkansas DEQ	State	88-00689	08-01-24
California	State	2510	06-30-24
Florida	NELAP	E81010	06-30-24
Georgia	State	E81010(FL)	06-30-24
Illinois	NELAP	200041	10-09-23
Kansas	NELAP	E-10253	10-31-23
Kentucky (UST)	State	53	06-30-24
Louisiana (All)	NELAP	30976	06-30-24
Louisiana (DW)	State	LA017	12-31-23
North Carolina (WW/SW)	State	314	12-31-23
Oklahoma	NELAP	9810	12-31-23
Pennsylvania	NELAP	68-00467	01-31-24
South Carolina	State	96026	06-30-24
Tennessee	State	TN02907	06-30-24
Texas	NELAP	T104704286	09-30-24
US Fish & Wildlife	US Federal Programs	A22340	06-30-24
USDA	US Federal Programs	P330-21-00056	05-17-24
USDA	US Federal Programs	FLGNV23001	01-08-26
Virginia	NELAP	460166	06-14-24
West Virginia DEP	State	136	03-31-24
West Virginia DEP	State	136	03-31-24

eurofins | Environment Testing

ANALYTICAL REPORT

PREPARED FOR

Attn: Barry Evans
Florida Power and Light
BIN 731
One Energy Place
Pensacola, Florida 32520

Generated 10/3/2023 5:05:51 PM

JOB DESCRIPTION

CCR Smith Plant

JOB NUMBER

400-242675-2

Eurofins Pensacola
3355 McLemore Drive
Pensacola FL 32514

See page two for job notes and contact information.

my EOL

Job Notes

This report may not be reproduced except in full, and with written approval from the laboratory. The results relate only to the samples tested. For questions please contact the Project Manager at the e-mail address or telephone number listed on this page.

The test results in this report relate only to the samples as received by the laboratory and will meet all requirements of the methodology, with any exceptions noted. This report shall not be reproduced except in full, without the express written approval of the laboratory. All questions should be directed to the Eurofins Environment Testing Southeast, LLC Project Manager.

Authorization



Generated
10/3/2023 5:05:51 PM

Authorized for release by
Cheyenne Whitmire, Project Manager II
Cheyenne.Whitmire@et.eurofinsus.com
(850)471-6222

Table of Contents

Cover Page 1
Table of Contents 3
Case Narrative 4
Method Summary 5
Sample Summary 6
Client Sample Results 7
Definitions 11
Chronicle 12
QC Association 13
QC Sample Results 14
Chain of Custody 16
Receipt Checklists 18
Certification Summary 20

Job ID: 400-242675-2

Laboratory: Eurofins Pensacola

Narrative

Job Narrative
400-242675-2

Receipt
The samples were received on 8/30/2023 10:33 AM. Unless otherwise noted below, the samples arrived in good condition, and, where required, properly preserved and on ice. The temperatures of the 4 coolers at receipt time were 2.8°C, 2.9°C, 3.6°C and 4.2°C

Gas Flow Proportional Counter
Method 9315_Ra226: Radium-226 batch 626536. Any minimum detectable concentration (MDC), critical value (DLC), or Safe Drinking Water Act detection limit (SDWA DL) is sample-specific unless otherwise stated elsewhere in this narrative. Radiochemistry sample results are reported with the count date/time applied as the Activity Reference Date.MW-02 (400-242675-1), MW-03 (400-242675-2), MW-12 (400-242675-3), DUP-01 (400-242675-4), (LCS 160-626536/2-A), (MB 160-626536/1-A), (500-238830-F-6-A) and (500-238830-E-6-A DU)

Method 9320_Ra228: Radium-228 batch 626539. Any minimum detectable concentration (MDC), critical value (DLC), or Safe Drinking Water Act detection limit (SDWA DL) is sample-specific unless otherwise stated elsewhere in this narrative. Radiochemistry sample results are reported with the count date/time applied as the Activity Reference Date.MW-02 (400-242675-1), MW-03 (400-242675-2), MW-12 (400-242675-3), DUP-01 (400-242675-4), (LCS 160-626539/2-A), (MB 160-626539/1-A), (500-238830-F-6-B) and (500-238830-E-6-B DU)

No additional analytical or quality issues were noted, other than those described above or in the Definitions/ Glossary page.

Method Summary

Client: Florida Power and Light
Project/Site: CCR Smith Plant

Job ID: 400-242675-2

Method	Method Description	Protocol	Laboratory
9315	Radium-226 (GFPC)	SW846	EET SL
9320	Radium-228 (GFPC)	SW846	EET SL
Ra226_Ra228	Combined Radium-226 and Radium-228	TAL-STL	EET SL
PrecSep_0	Preparation, Precipitate Separation	None	EET SL
PrecSep-21	Preparation, Precipitate Separation (21-Day In-Growth)	None	EET SL

Protocol References:

None = None

SW846 = "Test Methods For Evaluating Solid Waste, Physical/Chemical Methods", Third Edition, November 1986 And Its Updates.

TAL-STL = TestAmerica Laboratories, St. Louis, Facility Standard Operating Procedure.

Laboratory References:

EET SL = Eurofins St. Louis, 13715 Rider Trail North, Earth City, MO 63045, TEL (314)298-8566

Sample Summary

Client: Florida Power and Light
Project/Site: CCR Smith Plant

Job ID: 400-242675-2

Lab Sample ID	Client Sample ID	Matrix	Collected	Received
400-242675-1	MW-02	Water	08/28/23 13:16	08/30/23 10:33
400-242675-2	MW-03	Water	08/28/23 18:00	08/30/23 10:33
400-242675-3	MW-12	Water	08/28/23 13:58	08/30/23 10:33
400-242675-4	DUP-01	Water	08/28/23 12:16	08/30/23 10:33

Client Sample ID: MW-02

Date Collected: 08/28/23 13:16
Date Received: 08/30/23 10:33

Lab Sample ID: 400-242675-1

Matrix: Water

Method: SW846 9315 - Radium-226 (GFPC)

Analyte	Result	Qualifier	Count Uncert. (2σ+/-)	Total Uncert. (2σ+/-)	RL	MDC	Unit	Prepared	Analyzed	Dil Fac
Radium-226	0.867	I	0.216	0.229	1.00	0.157	pCi/L	09/05/23 10:42	09/29/23 09:49	1

Carrier	*%Yield*	*Qualifier*	*Limits*	*Prepared*	*Analyzed*	*Dil Fac*
Ba Carrier	*91.6*		*30 - 110*	*09/05/23 10:42*	*09/29/23 09:49*	*1*

Method: SW846 9320 - Radium-228 (GFPC)

Analyte	Result	Qualifier	Count Uncert. (2σ+/-)	Total Uncert. (2σ+/-)	RL	MDC	Unit	Prepared	Analyzed	Dil Fac
Radium-228	0.632	I	0.380	0.385	1.00	0.556	pCi/L	09/05/23 10:45	09/26/23 16:17	1

Carrier	*%Yield*	*Qualifier*	*Limits*	*Prepared*	*Analyzed*	*Dil Fac*
Ba Carrier	*91.6*		*30 - 110*	*09/05/23 10:45*	*09/26/23 16:17*	*1*
Y Carrier	*85.6*		*30 - 110*	*09/05/23 10:45*	*09/26/23 16:17*	*1*

Method: TAL-STL Ra226_Ra228 - Combined Radium-226 and Radium-228

Analyte	Result	Qualifier	Count Uncert. (2σ+/-)	Total Uncert. (2σ+/-)	RL	MDC	Unit	Prepared	Analyzed	Dil Fac
Combined Radium 226 + 228	1.50	I	0.437	0.448	5.00	0.556	pCi/L		10/03/23 11:26	1

Client Sample ID: MW-03

Date Collected: 08/28/23 18:00
Date Received: 08/30/23 10:33

Lab Sample ID: 400-242675-2

Matrix: Water

Method: SW846 9315 - Radium-226 (GFPC)

Analyte	Result	Qualifier	Count Uncert. (2σ+/-)	Total Uncert. (2σ+/-)	RL	MDC	Unit	Prepared	Analyzed	Dil Fac
Radium-226	1.55		0.278	0.311	1.00	0.189	pCi/L	09/05/23 10:42	09/29/23 09:52	1

Carrier	*%Yield*	*Qualifier*	*Limits*	*Prepared*	*Analyzed*	*Dil Fac*
Ba Carrier	*93.5*		*30 - 110*	*09/05/23 10:42*	*09/29/23 09:52*	*1*

Method: SW846 9320 - Radium-228 (GFPC)

Analyte	Result	Qualifier	Count Uncert. (2σ+/-)	Total Uncert. (2σ+/-)	RL	MDC	Unit	Prepared	Analyzed	Dil Fac
Radium-228	0.863	I	0.441	0.448	1.00	0.616	pCi/L	09/05/23 10:45	09/26/23 16:17	1

Carrier	*%Yield*	*Qualifier*	*Limits*	*Prepared*	*Analyzed*	*Dil Fac*
Ba Carrier	*93.5*		*30 - 110*	*09/05/23 10:45*	*09/26/23 16:17*	*1*
Y Carrier	*73.6*		*30 - 110*	*09/05/23 10:45*	*09/26/23 16:17*	*1*

Method: TAL-STL Ra226_Ra228 - Combined Radium-226 and Radium-228

Analyte	Result	Qualifier	Count Uncert. (2σ+/-)	Total Uncert. (2σ+/-)	RL	MDC	Unit	Prepared	Analyzed	Dil Fac
Combined Radium 226 + 228	2.42	I	0.521	0.545	5.00	0.616	pCi/L		10/03/23 11:26	1

Client Sample ID: MW-12

Date Collected: 08/28/23 13:58
Date Received: 08/30/23 10:33

Lab Sample ID: 400-242675-3

Matrix: Water

Method: SW846 9315 - Radium-226 (GFPC)

Analyte	Result	Qualifier	Count Uncert. (2σ+/-)	Total Uncert. (2σ+/-)	RL	MDC	Unit	Prepared	Analyzed	Dil Fac
Radium-226	1.69		0.286	0.324	1.00	0.182	pCi/L	09/05/23 10:42	09/29/23 09:52	1

Carrier	*%Yield*	*Qualifier*	*Limits*	*Prepared*	*Analyzed*	*Dil Fac*
Ba Carrier	*97.5*		*30 - 110*	*09/05/23 10:42*	*09/29/23 09:52*	*1*

Method: SW846 9320 - Radium-228 (GFPC)

Analyte	Result	Qualifier	Count Uncert. (2σ+/-)	Total Uncert. (2σ+/-)	RL	MDC	Unit	Prepared	Analyzed	Dil Fac
Radium-228	0.824	I	0.413	0.419	1.00	0.583	pCi/L	09/05/23 10:45	09/26/23 16:18	1

Carrier	*%Yield*	*Qualifier*	*Limits*	*Prepared*	*Analyzed*	*Dil Fac*
Ba Carrier	*97.5*		*30 - 110*	*09/05/23 10:45*	*09/26/23 16:18*	*1*
Y Carrier	*83.4*		*30 - 110*	*09/05/23 10:45*	*09/26/23 16:18*	*1*

Method: TAL-STL Ra226_Ra228 - Combined Radium-226 and Radium-228

Analyte	Result	Qualifier	Count Uncert. (2σ+/-)	Total Uncert. (2σ+/-)	RL	MDC	Unit	Prepared	Analyzed	Dil Fac
Combined Radium 226 + 228	2.52	I	0.502	0.530	5.00	0.583	pCi/L		10/03/23 11:26	1

Client Sample ID: DUP-01

Date Collected: 08/28/23 12:16
Date Received: 08/30/23 10:33

Lab Sample ID: 400-242675-4

Matrix: Water

Method: SW846 9315 - Radium-226 (GFPC)

Analyte	Result	Qualifier	Count Uncert. (2σ+/-)	Total Uncert. (2σ+/-)	RL	MDC	Unit	Prepared	Analyzed	Dil Fac
Radium-226	1.13		0.241	0.262	1.00	0.171	pCi/L	09/05/23 10:42	09/29/23 09:52	1

Carrier	*%Yield*	*Qualifier*	*Limits*	*Prepared*	*Analyzed*	*Dil Fac*
Ba Carrier	*94.8*		*30 - 110*	*09/05/23 10:42*	*09/29/23 09:52*	*1*

Method: SW846 9320 - Radium-228 (GFPC)

Analyte	Result	Qualifier	Count Uncert. (2σ+/-)	Total Uncert. (2σ+/-)	RL	MDC	Unit	Prepared	Analyzed	Dil Fac
Radium-228	0.608	I	0.353	0.357	1.00	0.505	pCi/L	09/05/23 10:45	09/26/23 16:17	1

Carrier	*%Yield*	*Qualifier*	*Limits*	*Prepared*	*Analyzed*	*Dil Fac*
Ba Carrier	*94.8*		*30 - 110*	*09/05/23 10:45*	*09/26/23 16:17*	*1*
Y Carrier	*83.4*		*30 - 110*	*09/05/23 10:45*	*09/26/23 16:17*	*1*

Method: TAL-STL Ra226_Ra228 - Combined Radium-226 and Radium-228

Analyte	Result	Qualifier	Count Uncert. (2σ+/-)	Total Uncert. (2σ+/-)	RL	MDC	Unit	Prepared	Analyzed	Dil Fac
Combined Radium 226 + 228	1.74	I	0.427	0.443	5.00	0.505	pCi/L		10/03/23 11:26	1

Definitions/Glossary

Client: Florida Power and Light
Project/Site: CCR Smith Plant

Job ID: 400-242675-2

Qualifiers

Rad

Qualifier	Qualifier Description
I	The reported value is between the laboratory method detection limit and the laboratory practical quantitation limit.
U	Result is less than the sample detection limit.

Glossary

Abbreviation	These commonly used abbreviations may or may not be present in this report.
¤	Listed under the "D" column to designate that the result is reported on a dry weight basis
%R	Percent Recovery
CFL	Contains Free Liquid
CFU	Colony Forming Unit
CNF	Contains No Free Liquid
DER	Duplicate Error Ratio (normalized absolute difference)
Dil Fac	Dilution Factor
DL	Detection Limit (DoD/DOE)
DL, RA, RE, IN	Indicates a Dilution, Re-analysis, Re-extraction, or additional Initial metals/anion analysis of the sample
DLC	Decision Level Concentration (Radiochemistry)
EDL	Estimated Detection Limit (Dioxin)
LOD	Limit of Detection (DoD/DOE)
LOQ	Limit of Quantitation (DoD/DOE)
MCL	EPA recommended "Maximum Contaminant Level"
MDA	Minimum Detectable Activity (Radiochemistry)
MDC	Minimum Detectable Concentration (Radiochemistry)
MDL	Method Detection Limit
ML	Minimum Level (Dioxin)
MPN	Most Probable Number
MQL	Method Quantitation Limit
NC	Not Calculated
ND	Not Detected at the reporting limit (or MDL or EDL if shown)
NEG	Negative / Absent
POS	Positive / Present
PQL	Practical Quantitation Limit
PRES	Presumptive
QC	Quality Control
RER	Relative Error Ratio (Radiochemistry)
RL	Reporting Limit or Requested Limit (Radiochemistry)
RPD	Relative Percent Difference, a measure of the relative difference between two points
TEF	Toxicity Equivalent Factor (Dioxin)
TEQ	Toxicity Equivalent Quotient (Dioxin)
TNTC	Too Numerous To Count

Lab Chronicle

Client: Florida Power and Light
Project/Site: CCR Smith Plant

Job ID: 400-242675-2

Client Sample ID: MW-02
Date Collected: 08/28/23 13:16
Date Received: 08/30/23 10:33

Lab Sample ID: 400-242675-1
Matrix: Water

Prep Type	Batch Type	Batch Method	Run	Dilution Factor	Batch Number	Analyst	Lab	Prepared or Analyzed
Total/NA	Prep	PrecSep-21			626536	KAC	EET SL	09/05/23 10:42
Total/NA	Analysis	9315		1	630165	FLC	EET SL	09/29/23 09:49
Total/NA	Prep	PrecSep_0			626539	KAC	EET SL	09/05/23 10:45
Total/NA	Analysis	9320		1	629621	FLC	EET SL	09/26/23 16:17
Total/NA	Analysis	Ra226_Ra228		1	630529	SCB	EET SL	10/03/23 11:26

Client Sample ID: MW-03
Date Collected: 08/28/23 18:00
Date Received: 08/30/23 10:33

Lab Sample ID: 400-242675-2
Matrix: Water

Prep Type	Batch Type	Batch Method	Run	Dilution Factor	Batch Number	Analyst	Lab	Prepared or Analyzed
Total/NA	Prep	PrecSep-21			626536	KAC	EET SL	09/05/23 10:42
Total/NA	Analysis	9315		1	630166	FLC	EET SL	09/29/23 09:52
Total/NA	Prep	PrecSep_0			626539	KAC	EET SL	09/05/23 10:45
Total/NA	Analysis	9320		1	629621	FLC	EET SL	09/26/23 16:17
Total/NA	Analysis	Ra226_Ra228		1	630529	SCB	EET SL	10/03/23 11:26

Client Sample ID: MW-12
Date Collected: 08/28/23 13:58
Date Received: 08/30/23 10:33

Lab Sample ID: 400-242675-3
Matrix: Water

Prep Type	Batch Type	Batch Method	Run	Dilution Factor	Batch Number	Analyst	Lab	Prepared or Analyzed
Total/NA	Prep	PrecSep-21			626536	KAC	EET SL	09/05/23 10:42
Total/NA	Analysis	9315		1	630166	FLC	EET SL	09/29/23 09:52
Total/NA	Prep	PrecSep_0			626539	KAC	EET SL	09/05/23 10:45
Total/NA	Analysis	9320		1	629621	FLC	EET SL	09/26/23 16:18
Total/NA	Analysis	Ra226_Ra228		1	630529	SCB	EET SL	10/03/23 11:26

Client Sample ID: DUP-01
Date Collected: 08/28/23 12:16
Date Received: 08/30/23 10:33

Lab Sample ID: 400-242675-4
Matrix: Water

Prep Type	Batch Type	Batch Method	Run	Dilution Factor	Batch Number	Analyst	Lab	Prepared or Analyzed
Total/NA	Prep	PrecSep-21			626536	KAC	EET SL	09/05/23 10:42
Total/NA	Analysis	9315		1	630166	FLC	EET SL	09/29/23 09:52
Total/NA	Prep	PrecSep_0			626539	KAC	EET SL	09/05/23 10:45
Total/NA	Analysis	9320		1	629621	FLC	EET SL	09/26/23 16:17
Total/NA	Analysis	Ra226_Ra228		1	630529	SCB	EET SL	10/03/23 11:26

Laboratory References:
EET SL = Eurofins St. Louis, 13715 Rider Trail North, Earth City, MO 63045, TEL (314)298-8566

QC Association Summary

Client: Florida Power and Light
Project/Site: CCR Smith Plant

Job ID: 400-242675-2

Rad

Prep Batch: 626536

Lab Sample ID	Client Sample ID	Prep Type	Matrix	Method	Prep Batch
400-242675-1	MW-02	Total/NA	Water	PrecSep-21	
400-242675-2	MW-03	Total/NA	Water	PrecSep-21	
400-242675-3	MW-12	Total/NA	Water	PrecSep-21	
400-242675-4	DUP-01	Total/NA	Water	PrecSep-21	
MB 160-626536/1-A	Method Blank	Total/NA	Water	PrecSep-21	
LCS 160-626536/2-A	Lab Control Sample	Total/NA	Water	PrecSep-21	
500-238830-E-6-A DU	Duplicate	Total/NA	Water	PrecSep-21	

Prep Batch: 626539

Lab Sample ID	Client Sample ID	Prep Type	Matrix	Method	Prep Batch
400-242675-1	MW-02	Total/NA	Water	PrecSep_0	
400-242675-2	MW-03	Total/NA	Water	PrecSep_0	
400-242675-3	MW-12	Total/NA	Water	PrecSep_0	
400-242675-4	DUP-01	Total/NA	Water	PrecSep_0	
MB 160-626539/1-A	Method Blank	Total/NA	Water	PrecSep_0	
LCS 160-626539/2-A	Lab Control Sample	Total/NA	Water	PrecSep_0	
500-238830-E-6-B DU	Duplicate	Total/NA	Water	PrecSep_0	

Method: 9315 - Radium-226 (GFPC)

Lab Sample ID: MB 160-626536/1-A
Matrix: Water
Analysis Batch: 630165

Client Sample ID: Method Blank
Prep Type: Total/NA
Prep Batch: 626536

Analyte	MB Result	MB Qualifier	Count Uncert. (2σ+/-)	Total Uncert. (2σ+/-)	RL	MDC	Unit	Prepared	Analyzed	Dil Fac
Radium-226	0.04150	U	0.0989	0.0990	1.00	0.180	pCi/L	09/05/23 10:42	09/29/23 09:48	1

Carrier	*MB %Yield*	*MB Qualifier*	*Limits*	*Prepared*	*Analyzed*	*Dil Fac*
Ba Carrier	*97.0*		*30 - 110*	*09/05/23 10:42*	*09/29/23 09:48*	*1*

Lab Sample ID: LCS 160-626536/2-A
Matrix: Water
Analysis Batch: 630162

Client Sample ID: Lab Control Sample
Prep Type: Total/NA
Prep Batch: 626536

Analyte			Spike Added	LCS Result	LCS Qual	Total Uncert. (2σ+/-)	RL	MDC	Unit	%Rec	%Rec Limits		
Radium-226			11.3	10.54		1.19	1.00	0.153	pCi/L	93	75 - 125		

Carrier	*LCS %Yield*	*LCS Qualifier*	*Limits*
Ba Carrier	*88.1*		*30 - 110*

Lab Sample ID: 500-238830-E-6-A DU
Matrix: Water
Analysis Batch: 630165

Client Sample ID: Duplicate
Prep Type: Total/NA
Prep Batch: 626536

Analyte	Sample Result	Sample Qual		DU Result	DU Qual	Total Uncert. (2σ+/-)	RL	MDC	Unit			RER	RER Limit
Radium-226	0.135	U		0.1556	I	0.111	1.00	0.154	pCi/L			0.08	1

Carrier	*DU %Yield*	*DU Qualifier*	*Limits*
Ba Carrier	*91.8*		*30 - 110*

Method: 9320 - Radium-228 (GFPC)

Lab Sample ID: MB 160-626539/1-A
Matrix: Water
Analysis Batch: 629618

Client Sample ID: Method Blank
Prep Type: Total/NA
Prep Batch: 626539

Analyte	MB Result	MB Qualifier	Count Uncert. (2σ+/-)	Total Uncert. (2σ+/-)	RL	MDC	Unit	Prepared	Analyzed	Dil Fac
Radium-228	0.4103	U	0.350	0.352	1.00	0.545	pCi/L	09/05/23 10:45	09/26/23 16:10	1

Carrier	*MB %Yield*	*MB Qualifier*	*Limits*	*Prepared*	*Analyzed*	*Dil Fac*
Ba Carrier	*97.0*		*30 - 110*	*09/05/23 10:45*	*09/26/23 16:10*	*1*
Y Carrier	*70.7*		*30 - 110*	*09/05/23 10:45*	*09/26/23 16:10*	*1*

Method: 9320 - Radium-228 (GFPC) (Continued)

Lab Sample ID: LCS 160-626539/2-A
Matrix: Water
Analysis Batch: 629618

Client Sample ID: Lab Control Sample
Prep Type: Total/NA
Prep Batch: 626539

Analyte			Spike Added	LCS Result	LCS Qual	Total Uncert. (2σ+/-)	RL	MDC	Unit	%Rec	%Rec Limits		
Radium-228			7.85	8.712		1.25	1.00	0.555	pCi/L	111	75 - 125		

Carrier	*LCS %Yield*	*LCS Qualifier*	*Limits*
Ba Carrier	*88.1*		*30 - 110*
Y Carrier	*83.4*		*30 - 110*

Lab Sample ID: 500-238830-E-6-B DU
Matrix: Water
Analysis Batch: 629621

Client Sample ID: Duplicate
Prep Type: Total/NA
Prep Batch: 626539

Analyte	Sample Result	Sample Qual		DU Result	DU Qual	Total Uncert. (2σ+/-)	RL	MDC	Unit			RER	RER Limit
Radium-228	0.295	U		0.3699	U	0.323	1.00	0.503	pCi/L			0.1	1

Carrier	*DU %Yield*	*DU Qualifier*	*Limits*
Ba Carrier	*91.8*		*30 - 110*
Y Carrier	*86.4*		*30 - 110*

TestAmerica Pensacola
3355 McLemore Drive
Pensacola, FL 32514
Phone (850) 474-1001 Fax (850) 478-2671

Chain of Custody Record

TestAmerica
THE LEADER IN ENVIRONMENTAL TESTING

Client Information	Sampler: Rick Hagendorfer / TODD Voreis	Lab PM: Whitmire, Cheyenne R	Carrier: 400-242675 COC	COC No: 400-53432-23565.1
Client Contact: Kristi Mitchell	Phone: 850-336-0192	E-Mail: cheyenne.whitmire@testamericainc.com		Page: Page 1 of 2
Company: Gulf Power Company				Job #:
Address: BIN 731 One Energy Place	Due Date Requested:			
City: Pensacola	TAT Requested (days):			
State, Zip: FL, 32520				
Phone: 850-444-6427(Tel)	PO #: Purchase Order not required			
Email: krmitche@southernco.com	WO #:			
Project Name: CCR Smith Plant	Project #: 40006609			
Site:	SSOW#:			

Analysis Requested

Preservation Codes:

A - HCL	M - Hexane
B - NaOH	N - None
C - Zn Acetate	O - AsNaO2
D - Nitric Acid	P - Na2O4S
E - NaHSO4	Q - Na2SO3
F - MeOH	R - Na2S2O3
G - Amchlor	S - H2SO4
H - Ascorbic Acid	T - TSP Dodecahydrate
I - Ice	U - Acetone
J - DI Water	V - MCAA
K - EDTA	W - ph 4-5
L - EDA	Z - other (specify)

Other:

Sample Identification	Sample Date	Sample Time	Sample Type (C=comp, G=grab)	Matrix (W=water, S=solid, O=waste/oil, BT=Tissue, A=Air)	Field Filtered Sample (Yes or No)	Perform MS/MSD (Yes or No)	9315_Ra226, 9320_Ra228, Ra226Ra228_GFPC	SM4500_Cl_E - Chloride, SM4500_SO4_E - Sulfate, 2540C - Total Dissolved Solids, 4500_F_C - Fluoride	6020 - Sb,As,Ba,B,Be,Ca,Cd,Cr,Co,Pb,Li,Mo,Se,Tl, 7470A - Mercury	FieldSampling - Field Sampling Parameters	Total Number of containers	Special Instructions/Note:
			Preservation Code:				D	N	D	N		
~~MW-2~~ RDH 8-30-23 MW-02	8-28-23	1316	G	Water	NO		X	X	X	X	3	
~~MW-3~~ RDH 8-30-23 MW-03	8-28-23	1800	G	Water	NO		X	X	X	X	3	
~~MW-6~~ RDH 8-30-23				Water								
~~MW-7~~ RDH 8-30-23				Water								
~~MW-8~~ RDH 8-30-23				Water								
~~MW-9~~ RDH 8-30-23				Water								
~~MW-10~~ RDH 8-30-23				Water								
~~MW-11~~ RDH 8-30-23				Water								
~~MW-12~~ RDH 8-30-23 MW-12	8-28-23	1358	G	Water	NO		X	X	X	X	3	
~~MW-13~~ RDH 8-30-23				Water								
~~MW-14~~ RDH 8-30-23				Water								

Possible Hazard Identification
☐ Non-Hazard ☐ Flammable ☐ Skin Irritant ☐ Poison B ☐ Unknown ☐ Radiological

Sample Disposal (A fee may be assessed if samples are retained longer than 1 month)
☐ Return To Client ☐ Disposal By Lab ☐ Archive For _____ Months

Deliverable Requested. I, II, III, IV, Other (specify): Level 11 Reports And Associated EDDs

Special Instructions/QC Requirements:

Empty Kit Relinquished by:	Date	Time:	Method of Shipment:

Relinquished by	Date/Time	Company	Received by	Date/Time	Company
[signature]	8-30-23 0810	RDH ENV.	Peirceton Hagendorfer	8-30-23 0810	RDH ENV.
Peirceton Hagendorfer	8/30/23 1033	RDH	[signature]	8/30/23 1033	EES

Custody Seals Intact: Δ Yes Δ No	Custody Seal No .	Cooler Temperature(s) °C and Other Remarks
		4.2, 3.6, 2.8, 2.9 IR8

TestAmerica Pensacola
3355 McLemore Drive
Pensacola, FL 32514
Phone (850) 474-1001 Fax (850) 478-2671

Chain of Custody Record

TestAmerica
THE LEADER IN ENVIRONMENTAL TESTING

Client Information	Sampler: Rick Hagendorfer / Todd Voreis	Lab PM: Whitmire, Cheyenne R	Carrier Tracking No(s):	COC No: 400-53432-23565.2
Client Contact: Kristi Mitchell	Phone: 850-336-0192	E-Mail: cheyenne whitmire@testamericainc.com		Page: Page 2 of 2
Company: Gulf Power Company				Job #:
Address: BIN 731 One Energy Place	Due Date Requested:			
City: Pensacola	TAT Requested (days):			
State, Zip: FL, 32520				
Phone: 850-444-6427(Tel)	PO #: Purchase Order not required			
Email: krmitche@southernco com	WO #:			
Project Name: CCR Smith Plant	Project #: 40006609			
Site	SSOW#:			

Analysis Requested

Preservation Codes:

A - HCL	M - Hexane
B - NaOH	N - None
C - Zn Acetate	O - AsNaO2
D - Nitric Acid	P - Na2O4S
E - NaHSO4	Q - Na2SO3
F - MeOH	R - Na2S2O3
G - Amchlor	S - H2SO4
H - Ascorbic Acid	T - TSP Dodecahydrate
I - Ice	U - Acetone
J - DI Water	V - MCAA
K - EDTA	W - ph 4-5
L - EDA	Z - other (specify)

Other:

Sample Identification	Sample Date	Sample Time	Sample Type (C=Comp, G=grab)	Matrix (W=water, S=solid, O=waste/oil, BT=Tissue, A=Air)	Field Filtered Sample (Yes or No)	Perform MS/MSD (Yes or No)	9315_Ra226, 9320_Ra228, Ra226Ra228_GFPC	SM4500_Cl_E - Chloride, SM4500_SO4_E - Sulfate, 2540C - Total Dissolved Solids, 4500_F_C - Fluoride	6020 - Sb,As,Ba,B,Be,Ca,Cd,Cr,Co,Pb,Li,Mo,Se,Tl; 7470A - Mercury	FieldSampling - Field Sampling Parameters	Total Number of containers	Special Instructions/Note:
			Preservation Code:				D	N	D	N		
~~FB-01~~	8-29-23	1440	G	Water	N		X	X	X		3	
~~EB-01~~	8-29-23	1444	G	Water	N		X	X	X		3	
DUP-01	8-28-23	1216	G	Water	N		X	X	X	X	3	
~~FB-02~~ RDH 8-30-23				Water								
~~EB-02~~ RDH 8-30-23				Water								
~~DUP-02~~ RDH 8-30-23				Water								
				Water								
				Water								

Possible Hazard Identification
☐ Non-Hazard ☐ Flammable ☐ Skin Irritant ☐ Poison B ☐ Unknown ☐ Radiological

Sample Disposal (A fee may be assessed if samples are retained longer than 1 month)
☐ Return To Client ☐ Disposal By Lab ☐ Archive For _____ Months

Deliverable Requested: I, II, III, IV, Other (specify) Level II Reports AND Associated EDDs

Special Instructions/QC Requirements:

Empty Kit Relinquished by.	Date:	Time:	Method of Shipment.

Relinquished by	Date/Time	Company	Received by	Date/Time	Company
	8-30-23 0810	RDH Env.	Princeton Hagendorfer	8-30-23 0810	RDH Env.
Princeton Hagendorfer	8/30/23 1033	RDH		8/30/23 1033	EES
Relinquished by	Date/Time	Company	Received by	Date/Time	Company

Custody Seals Intact: Δ Yes Δ No	Custody Seal No.:	Cooler Temperature(s) °C and Other Remarks.

Login Sample Receipt Checklist

Client: Florida Power and Light

Job Number: 400-242675-2

Login Number: 242675
List Number: 1
Creator: Roberts, Alexis J

List Source: Eurofins Pensacola

Question	Answer	Comment
Radioactivity wasn't checked or is </= background as measured by a survey meter.	N/A	
The cooler's custody seal, if present, is intact.	N/A	
Sample custody seals, if present, are intact.	N/A	
The cooler or samples do not appear to have been compromised or tampered with.	True	
Samples were received on ice.	True	
Cooler Temperature is acceptable.	True	
Cooler Temperature is recorded.	True	4.2°C, 3.6°C, 2.8°C, 2.9°C IR8
COC is present.	True	
COC is filled out in ink and legible.	True	
COC is filled out with all pertinent information.	True	
Is the Field Sampler's name present on COC?	True	
There are no discrepancies between the containers received and the COC.	True	
Samples are received within Holding Time (excluding tests with immediate HTs)	True	
Sample containers have legible labels.	True	
Containers are not broken or leaking.	True	
Sample collection date/times are provided.	True	
Appropriate sample containers are used.	True	
Sample bottles are completely filled.	True	
Sample Preservation Verified.	True	
There is sufficient vol. for all requested analyses, incl. any requested MS/MSDs	True	
Containers requiring zero headspace have no headspace or bubble is <6mm (1/4").	N/A	
Multiphasic samples are not present.	True	
Samples do not require splitting or compositing.	True	
Residual Chlorine Checked.	N/A	

Login Sample Receipt Checklist

Client: Florida Power and Light

Job Number: 400-242675-2

Login Number: 242675
List Number: 2
Creator: Pinette, Meadow L

List Source: Eurofins St. Louis
List Creation: 09/01/23 03:00 PM

Question	Answer	Comment
Radioactivity wasn't checked or is </= background as measured by a survey meter.	True	
The cooler's custody seal, if present, is intact.	True	
Sample custody seals, if present, are intact.	True	
The cooler or samples do not appear to have been compromised or tampered with.	True	
Samples were received on ice.	N/A	
Cooler Temperature is acceptable.	True	
Cooler Temperature is recorded.	True	
COC is present.	True	
COC is filled out in ink and legible.	True	
COC is filled out with all pertinent information.	True	
Is the Field Sampler's name present on COC?	True	
There are no discrepancies between the containers received and the COC.	True	
Samples are received within Holding Time (excluding tests with immediate HTs)	True	
Sample containers have legible labels.	True	
Containers are not broken or leaking.	True	
Sample collection date/times are provided.	True	
Appropriate sample containers are used.	True	
Sample bottles are completely filled.	True	
Sample Preservation Verified.	True	
There is sufficient vol. for all requested analyses, incl. any requested MS/MSDs	True	
Containers requiring zero headspace have no headspace or bubble is <6mm (1/4").	True	
Multiphasic samples are not present.	True	
Samples do not require splitting or compositing.	True	
Residual Chlorine Checked.	N/A	

Accreditation/Certification Summary

Client: Florida Power and Light
Project/Site: CCR Smith Plant

Job ID: 400-242675-2

Laboratory: Eurofins St. Louis

All accreditations/certifications held by this laboratory are listed. Not all accreditations/certifications are applicable to this report.

Authority	Program	Identification Number	Expiration Date
Alaska (UST)	State	20-001	05-06-25
ANAB	Dept. of Defense ELAP	L2305	04-06-25
ANAB	Dept. of Energy	L2305.01	04-06-25
ANAB	ISO/IEC 17025	L2305	04-06-25
Arizona	State	AZ0813	12-08-23
California	Los Angeles County Sanitation Districts	10259	06-30-22 *
California	State	2886	06-30-24
Connecticut	State	PH-0241	03-31-25
Florida	NELAP	E87689	06-30-24
HI - RadChem Recognition	State	n/a	06-30-24
Illinois	NELAP	200023	11-30-23
Iowa	State	373	12-01-24
Kansas	NELAP	E-10236	10-31-23
Kentucky (DW)	State	KY90125	12-31-23
Kentucky (WW)	State	KY90125 (Permit KY0004049)	12-31-23
Louisiana	NELAP	04080	06-30-22 *
Louisiana (All)	NELAP	04080	06-30-24
Louisiana (DW)	State	LA011	12-31-23
Maryland	State	310	09-30-24
Massachusetts	State	M-MO054	06-30-24
MI - RadChem Recognition	State	9005	06-30-24
Missouri	State	780	06-30-25
Nevada	State	MO000542020-1	07-31-24
New Jersey	NELAP	MO002	06-30-24
New Mexico	State	MO00054	06-30-24
New York	NELAP	11616	03-31-24
North Carolina (DW)	State	29700	07-31-24
North Dakota	State	R-207	06-30-24
Oregon	NELAP	4157	09-01-24
Pennsylvania	NELAP	68-00540	02-28-24
South Carolina	State	85002001	06-30-23 *
Texas	NELAP	T104704193	07-31-24
US Fish & Wildlife	US Federal Programs	058448	07-31-24
USDA	US Federal Programs	P330-17-00028	05-18-26
Utah	NELAP	MO000542021-14	07-31-24
Virginia	NELAP	10310	06-15-25
West Virginia DEP	State	381	10-31-23

* Accreditation/Certification renewal pending - accreditation/certification considered valid.

eurofins | Environment Testing

ANALYTICAL REPORT

PREPARED FOR

Attn: Barry Evans
Florida Power and Light
BIN 731
One Energy Place
Pensacola, Florida 32520

Generated 11/2/2023 10:38:38 PM Revision 1

JOB DESCRIPTION

CCR Smith Plant

JOB NUMBER

400-242673-1

Eurofins Pensacola
3355 McLemore Drive
Pensacola FL 32514

See page two for job notes and contact information.

myEOL

Job Notes

This report may not be reproduced except in full, and with written approval from the laboratory. The results relate only to the samples tested. For questions please contact the Project Manager at the e-mail address or telephone number listed on this page.

The test results in this report relate only to the samples as received by the laboratory and will meet all requirements of the methodology, with any exceptions noted. This report shall not be reproduced except in full, without the express written approval of the laboratory. All questions should be directed to the Eurofins Environment Testing Southeast, LLC Project Manager.

Authorization



Generated
11/2/2023 10:38:38 PM
Revision 1

Authorized for release by
Cheyenne Whitmire, Project Manager II
Cheyenne.Whitmire@et.eurofinsus.com
(850)471-6222

Table of Contents

Cover Page 1
Table of Contents 3
Case Narrative 4
Detection Summary 6
Method Summary 10
Sample Summary 11
Client Sample Results 12
Definitions 22
Chronicle 23
QC Association 28
QC Sample Results 33
Chain of Custody 42
Receipt Checklists 44
Certification Summary 45

Job ID: 400-242673-1

Laboratory: Eurofins Pensacola

Narrative

Job Narrative
400-242673-1

Receipt
The samples were received on 8/30/2023 10:33 AM. Unless otherwise noted below, the samples arrived in good condition, and where required, properly preserved and on ice. The temperatures of the 7 coolers at receipt time were 0.3º C, 1.7º C, 2.8º C, 2.9º C, 3.6º C, 4.1º C and 4.2º C.

Metals
Method 6020B: The following samples were diluted due to the abundance of non-target analytes: MW-10R (400-242673-1), MW-09R (400-242673-2), MW-11R (400-242673-3), MW-14R (400-242673-4), DUP-02 (400-242673-5), MW-08R (400-242673-8), MW-13R (400-242673-9) and DUP-03 (400-242673-10). Elevated reporting limits (RLs) are provided.

Method 6020B: The post digestion spike % recovery associated with batch 400-642873 was outside of control limits. The associated sample is: (400-242673-C-1-B PDS ^5).

Method 6020B: The matrix spike / matrix spike duplicate (MS/MSD) recoveries for preparation batch 400-642514 and analytical batch 400-642873 were outside control limits for one or more analytes. See QC Sample Results for detail. Sample matrix interference and/or non-homogeneity are suspected because the associated laboratory control sample (LCS) recovery is within acceptance limits.

General Chemistry
Method SM 4500 Cl- E: The matrix spike / matrix spike duplicate (MS/MSD) recoveries for analytical batch 400-640388 were outside control limits for one or more analytes. See QC Sample Results for detail. Sample matrix interference and/or non-homogeneity are suspected because the associated laboratory control sample (LCS) recovery is within acceptance limits.

Method SM 4500 Cl- E: The native sample, matrix spike, and matrix spike duplicate (MS/MSD) associated with analytical batch 400-640388 were performed at the same dilution. Due to the additional level of analyte present in the spiked samples, the concentration of Chloride in the MS/MSD was above the instrument calibration range. The data have been reported and qualified.

Method SM 4500 Cl- E: The following samples were diluted to bring the concentration of target analytes within the calibration range: MW-10R (400-242673-1), MW-09R (400-242673-2), MW-11R (400-242673-3), MW-14R (400-242673-4), DUP-02 (400-242673-5), MW-08R (400-242673-8), MW-13R (400-242673-9), DUP-03 (400-242673-10), (400-242672-B-2), (400-242672-B-2 MS), (400-242672-B-2 MSD), (400-243004-B-1), (400-243004-B-1 MS), (400-243004-B-1 MSD), (400-243101-B-1), (400-243101-B-1 MS) and (400-243101-B-1 MSD). Elevated reporting limits (RLs) are provided.

Method SM 4500 SO4 E: Due to the high concentration of Sulfate, the matrix spike / matrix spike duplicate (MS/MSD) for analytical batch 400-640429 could not be evaluated for accuracy and precision. The associated laboratory control sample (LCS) met acceptance criteria.

Method SM 4500 SO4 E: The following samples were diluted to bring the concentration of target analytes within the calibration range: MW-10R (400-242673-1), MW-09R (400-242673-2), MW-11R (400-242673-3), DUP-02 (400-242673-5), MW-08R (400-242673-8), MW-13R (400-242673-9), DUP-03 (400-242673-10) and (400-242673-B-13). Elevated reporting limits (RLs) are provided.

Method SM 4500 SO4 E: The matrix spike / matrix spike duplicate (MS/MSD) recoveries for analytical batch 400-640903 were outside control limits for one or more analytes. See QC Sample Results for detail. Sample matrix interference and/or non-homogeneity are suspected because the associated laboratory control sample (LCS) recovery is within acceptance limits.

Method SM 4500 SO4 E: The following sample was diluted to bring the concentration of target analytes within the calibration range: MW-10R (400-242673-1) and MW-14R (400-242673-4). Elevated reporting limits (RLs) are provided.

Method SM 4500 SO4 E: Reanalysis of the following sample was performed outside of the analytical holding time due to requested verification of the original results: MW-14R (400-242673-4).

Method SM 4500 SO4 E: The matrix spike / matrix spike duplicate (MS/MSD) recoveries and precision for analytical batch 400-648238 were outside control limits. Sample matrix interference and/or non-homogeneity are suspected.

Job ID: 400-242673-1 (Continued)

Laboratory: Eurofins Pensacola (Continued)

No additional analytical or quality issues were noted, other than those described above or in the Definitions/Glossary page.

Revision
The report being provided is a revision of the original report sent on 10/13/2023. The report (revision 1) is being revised due to: Sample did not match historical.

Detection Summary

Client: Florida Power and Light
Project/Site: CCR Smith Plant

Job ID: 400-242673-1

Client Sample ID: MW-10R — Lab Sample ID: 400-242673-1

Analyte	Result	Qualifier	PQL	MDL	Unit	Dil Fac	D	Method	Prep Type
Barium	0.085		0.0025	0.0018	mg/L	5		6020B	Total Recoverable
Boron	4.6		2.5	1.5	mg/L	250		6020B	Total Recoverable
Calcium	300		13	6.3	mg/L	250		6020B	Total Recoverable
Chromium	0.0080		0.0025	0.0021	mg/L	5		6020B	Total Recoverable
Lithium	0.012		0.0050	0.0049	mg/L	5		6020B	Total Recoverable
Selenium	0.0011	I	0.0013	0.00082	mg/L	5		6020B	Total Recoverable
Total Dissolved Solids	6100		50	50	mg/L	1		SM 2540C	Total/NA
Chloride	2700		100	70	mg/L	50		SM 4500 Cl- E	Total/NA
Fluoride	0.091	I	0.10	0.070	mg/L	1		SM 4500 F C	Total/NA
Sulfate	740		100	28	mg/L	20		SM 4500 SO4 E	Total/NA
Field pH	6.64				SU	1		Field Sampling	Total/NA

Client Sample ID: MW-09R — Lab Sample ID: 400-242673-2

Analyte	Result	Qualifier	PQL	MDL	Unit	Dil Fac	D	Method	Prep Type
Arsenic	0.0073		0.0013	0.0012	mg/L	5		6020B	Total Recoverable
Barium	0.076		0.0025	0.0018	mg/L	5		6020B	Total Recoverable
Boron	10		5.0	2.9	mg/L	500		6020B	Total Recoverable
Calcium	250		25	13	mg/L	500		6020B	Total Recoverable
Lithium	0.0050		0.0050	0.0049	mg/L	5		6020B	Total Recoverable
Molybdenum	0.0042	I	0.015	0.00046	mg/L	5		6020B	Total Recoverable
Total Dissolved Solids	3700		50	50	mg/L	1		SM 2540C	Total/NA
Chloride	2000		100	70	mg/L	50		SM 4500 Cl- E	Total/NA
Sulfate	750		100	28	mg/L	20		SM 4500 SO4 E	Total/NA
Field pH	6.85				SU	1		Field Sampling	Total/NA

Client Sample ID: MW-11R — Lab Sample ID: 400-242673-3

Analyte	Result	Qualifier	PQL	MDL	Unit	Dil Fac	D	Method	Prep Type
Arsenic	0.0041		0.0013	0.0012	mg/L	5		6020B	Total Recoverable
Barium	0.12		0.0025	0.0018	mg/L	5		6020B	Total Recoverable
Beryllium	0.0018	I	0.0025	0.00028	mg/L	5		6020B	Total Recoverable
Boron	3.9		2.5	1.5	mg/L	250		6020B	Total Recoverable
Calcium	150		13	6.3	mg/L	250		6020B	Total Recoverable
Chromium	0.14		0.13	0.11	mg/L	250		6020B	Total Recoverable
Cobalt	0.00090	I	0.0025	0.00056	mg/L	5		6020B	Total Recoverable
Lithium	0.037		0.0050	0.0049	mg/L	5		6020B	Total Recoverable

This Detection Summary does not include radiochemical test results.

Client Sample ID: MW-11R (Continued) — Lab Sample ID: 400-242673-3

Analyte	Result	Qualifier	PQL	MDL	Unit	Dil Fac	D	Method	Prep Type
Molybdenum	0.0085	I	0.015	0.00046	mg/L	5		6020B	Total Recoverable
Selenium	0.0014		0.0013	0.00082	mg/L	5		6020B	Total Recoverable
Total Dissolved Solids	4700		50	50	mg/L	1		SM 2540C	Total/NA
Chloride	2700		100	70	mg/L	50		SM 4500 Cl- E	Total/NA
Fluoride	0.19		0.10	0.070	mg/L	1		SM 4500 F C	Total/NA
Sulfate	380		100	28	mg/L	20		SM 4500 SO4 E	Total/NA
Field pH	6.26				SU	1		Field Sampling	Total/NA

Client Sample ID: MW-14R — Lab Sample ID: 400-242673-4

Analyte	Result	Qualifier	PQL	MDL	Unit	Dil Fac	D	Method	Prep Type
Barium	0.017		0.0025	0.0018	mg/L	5		6020B	Total Recoverable
Boron	2.9		1.0	0.58	mg/L	100		6020B	Total Recoverable
Calcium	57		5.0	2.5	mg/L	100		6020B	Total Recoverable
Lithium	0.19		0.0050	0.0049	mg/L	5		6020B	Total Recoverable
Molybdenum	0.0081	I	0.015	0.00046	mg/L	5		6020B	Total Recoverable
Selenium	0.0015		0.0013	0.00082	mg/L	5		6020B	Total Recoverable
Total Dissolved Solids	680		10	10	mg/L	1		SM 2540C	Total/NA
Chloride	200		20	14	mg/L	10		SM 4500 Cl- E	Total/NA
Fluoride	0.38		0.10	0.070	mg/L	1		SM 4500 F C	Total/NA
Sulfate	1.8	I	5.0	1.4	mg/L	1		SM 4500 SO4 E	Total/NA
Sulfate	350	Q	50	14	mg/L	10		SM 4500 SO4 E	Total/NA
Field pH	7.49				SU	1		Field Sampling	Total/NA

Client Sample ID: DUP-02 — Lab Sample ID: 400-242673-5

Analyte	Result	Qualifier	PQL	MDL	Unit	Dil Fac	D	Method	Prep Type
Barium	0.095		0.0025	0.0018	mg/L	5		6020B	Total Recoverable
Boron	9.3		2.5	1.5	mg/L	250		6020B	Total Recoverable
Calcium	590		13	6.3	mg/L	250		6020B	Total Recoverable
Chromium	0.010		0.0025	0.0021	mg/L	5		6020B	Total Recoverable
Lithium	0.0081		0.0050	0.0049	mg/L	5		6020B	Total Recoverable
Total Dissolved Solids	5900		50	50	mg/L	1		SM 2540C	Total/NA
Chloride	2600		100	70	mg/L	50		SM 4500 Cl- E	Total/NA
Fluoride	0.099	I	0.10	0.070	mg/L	1		SM 4500 F C	Total/NA
Sulfate	1300		500	140	mg/L	100		SM 4500 SO4 E	Total/NA

Client Sample ID: FB-01 — Lab Sample ID: 400-242673-6

Analyte	Result	Qualifier	PQL	MDL	Unit	Dil Fac	D	Method	Prep Type
Field pH	7.49				SU	1		Field Sampling	Total/NA

This Detection Summary does not include radiochemical test results.

Detection Summary

Client: Florida Power and Light
Project/Site: CCR Smith Plant

Job ID: 400-242673-1

Client Sample ID: EB-01 — Lab Sample ID: 400-242673-7

Analyte	Result	Qualifier	PQL	MDL	Unit	Dil Fac	D	Method	Prep Type
Field pH	7.49				SU	1		Field Sampling	Total/NA

Client Sample ID: MW-08R — Lab Sample ID: 400-242673-8

Analyte	Result	Qualifier	PQL	MDL	Unit	Dil Fac	D	Method	Prep Type
Arsenic	0.0038		0.0013	0.0012	mg/L	5		6020B	Total Recoverable
Barium	0.048		0.0025	0.0018	mg/L	5		6020B	Total Recoverable
Boron	16		5.0	2.9	mg/L	500		6020B	Total Recoverable
Calcium	450		25	13	mg/L	500		6020B	Total Recoverable
Chromium	0.57		0.25	0.21	mg/L	500		6020B	Total Recoverable
Cobalt	0.0021	I	0.0025	0.00056	mg/L	5		6020B	Total Recoverable
Lithium	0.0052		0.0050	0.0049	mg/L	5		6020B	Total Recoverable
Molybdenum	0.010	I	0.015	0.00046	mg/L	5		6020B	Total Recoverable
Selenium	0.0015		0.0013	0.00082	mg/L	5		6020B	Total Recoverable
Total Dissolved Solids	6200		50	50	mg/L	1		SM 2540C	Total/NA
Chloride	2800		100	70	mg/L	50		SM 4500 Cl- E	Total/NA
Sulfate	1500		500	140	mg/L	100		SM 4500 SO4 E	Total/NA
Field pH	6.28				SU	1		Field Sampling	Total/NA

Client Sample ID: MW-13R — Lab Sample ID: 400-242673-9

Analyte	Result	Qualifier	PQL	MDL	Unit	Dil Fac	D	Method	Prep Type
Arsenic	0.011		0.0013	0.0012	mg/L	5		6020B	Total Recoverable
Barium	0.038		0.0025	0.0018	mg/L	5		6020B	Total Recoverable
Boron	13		5.0	2.9	mg/L	500		6020B	Total Recoverable
Calcium	200		25	13	mg/L	500		6020B	Total Recoverable
Chromium	0.021		0.0025	0.0021	mg/L	5		6020B	Total Recoverable
Cobalt	0.00066	I	0.0025	0.00056	mg/L	5		6020B	Total Recoverable
Molybdenum	0.023		0.015	0.00046	mg/L	5		6020B	Total Recoverable
Selenium	0.0011	I	0.0013	0.00082	mg/L	5		6020B	Total Recoverable
Total Dissolved Solids	3600		50	50	mg/L	1		SM 2540C	Total/NA
Chloride	3000		100	70	mg/L	50		SM 4500 Cl- E	Total/NA
Sulfate	930		500	140	mg/L	100		SM 4500 SO4 E	Total/NA
Field pH	6.06				SU	1		Field Sampling	Total/NA

Client Sample ID: DUP-03 — Lab Sample ID: 400-242673-10

Analyte	Result	Qualifier	PQL	MDL	Unit	Dil Fac	D	Method	Prep Type
Arsenic	0.0042		0.0013	0.0012	mg/L	5		6020B	Total Recoverable

This Detection Summary does not include radiochemical test results.

Client Sample ID: DUP-03 (Continued)

Lab Sample ID: 400-242673-10

Analyte	Result	Qualifier	PQL	MDL	Unit	Dil Fac	D	Method	Prep Type
Barium	0.046		0.0025	0.0018	mg/L	5		6020B	Total Recoverable
Boron	18		5.0	2.9	mg/L	500		6020B	Total Recoverable
Calcium	440		25	13	mg/L	500		6020B	Total Recoverable
Chromium	0.40		0.25	0.21	mg/L	500		6020B	Total Recoverable
Cobalt	0.0019	I	0.0025	0.00056	mg/L	5		6020B	Total Recoverable
Molybdenum	0.0089	I	0.015	0.00046	mg/L	5		6020B	Total Recoverable
Total Dissolved Solids	5400		50	50	mg/L	1		SM 2540C	Total/NA
Chloride	890		100	70	mg/L	50		SM 4500 Cl- E	Total/NA
Sulfate	620		100	28	mg/L	20		SM 4500 SO4 E	Total/NA

This Detection Summary does not include radiochemical test results.

Method Summary

Client: Florida Power and Light
Project/Site: CCR Smith Plant

Job ID: 400-242673-1

Method	Method Description	Protocol	Laboratory
6020B	Metals (ICP/MS)	SW846	EET PEN
7470A	Mercury (CVAA)	SW846	EET PEN
SM 2540C	Solids, Total Dissolved (TDS)	SM	EET PEN
SM 4500 Cl- E	Chloride, Total	SM	EET PEN
SM 4500 F C	Fluoride	SM	EET PEN
SM 4500 SO4 E	Sulfate, Total	SM	EET PEN
Field Sampling	Field Sampling	EPA	EET PEN
3005A	Preparation, Total Recoverable or Dissolved Metals	SW846	EET PEN
7470A	Preparation, Mercury	SW846	EET PEN

Protocol References:

EPA = US Environmental Protection Agency

SM = "Standard Methods For The Examination Of Water And Wastewater"

SW846 = "Test Methods For Evaluating Solid Waste, Physical/Chemical Methods", Third Edition, November 1986 And Its Updates.

Laboratory References:

EET PEN = Eurofins Pensacola, 3355 McLemore Drive, Pensacola, FL 32514, TEL (850)474-1001

Sample Summary

Client: Florida Power and Light
Project/Site: CCR Smith Plant

Job ID: 400-242673-1

Lab Sample ID	Client Sample ID	Matrix	Collected	Received
400-242673-1	MW-10R	Water	08/29/23 11:50	08/30/23 10:33
400-242673-2	MW-09R	Water	08/29/23 14:16	08/30/23 10:33
400-242673-3	MW-11R	Water	08/28/23 18:15	08/30/23 10:33
400-242673-4	MW-14R	Water	08/29/23 16:58	08/30/23 10:33
400-242673-5	DUP-02	Water	08/29/23 10:50	08/30/23 10:33
400-242673-6	FB-01	Water	08/29/23 14:40	08/30/23 10:33
400-242673-7	EB-01	Water	08/29/23 14:44	08/30/23 10:33
400-242673-8	MW-08R	Water	08/31/23 10:28	09/01/23 11:45
400-242673-9	MW-13R	Water	08/31/23 13:36	09/01/23 11:45
400-242673-10	DUP-03	Water	08/31/23 09:28	09/01/23 11:45

Client: Florida Power and Light
Project/Site: CCR Smith Plant

Job ID: 400-242673-1

Client Sample ID: MW-10R

Date Collected: 08/29/23 11:50
Date Received: 08/30/23 10:33

Lab Sample ID: 400-242673-1

Matrix: Water

Method: SW846 6020B - Metals (ICP/MS) - Total Recoverable

Analyte	Result	Qualifier	PQL	MDL	Unit	D	Prepared	Analyzed	Dil Fac
Antimony	0.00050	U	0.0025	0.00050	mg/L		09/25/23 12:28	09/27/23 00:42	5
Arsenic	0.0012	U	0.0013	0.0012	mg/L		09/25/23 12:28	09/27/23 00:42	5
Barium	**0.085**		0.0025	0.0018	mg/L		09/25/23 12:28	09/27/23 00:42	5
Beryllium	0.00028	U	0.0025	0.00028	mg/L		09/25/23 12:28	09/27/23 00:42	5
Boron	**4.6**		2.5	1.5	mg/L		09/25/23 12:28	09/28/23 05:51	250
Cadmium	0.00065	U	0.0025	0.00065	mg/L		09/25/23 12:28	09/27/23 00:42	5
Calcium	**300**		13	6.3	mg/L		09/25/23 12:28	09/28/23 05:51	250
Chromium	**0.0080**		0.0025	0.0021	mg/L		09/25/23 12:28	09/27/23 00:42	5
Cobalt	0.00056	U	0.0025	0.00056	mg/L		09/25/23 12:28	09/27/23 00:42	5
Lead	0.00081	U	0.0013	0.00081	mg/L		09/25/23 12:28	09/27/23 00:42	5
Lithium	**0.012**		0.0050	0.0049	mg/L		09/25/23 12:28	09/27/23 00:42	5
Molybdenum	0.00046	U	0.015	0.00046	mg/L		09/25/23 12:28	09/27/23 00:42	5
Selenium	**0.0011**	**I**	0.0013	0.00082	mg/L		09/25/23 12:28	09/27/23 00:42	5
Thallium	0.00011	U	0.00050	0.00011	mg/L		09/25/23 12:28	09/27/23 00:42	5

Method: SW846 7470A - Mercury (CVAA)

Analyte	Result	Qualifier	PQL	MDL	Unit	D	Prepared	Analyzed	Dil Fac
Mercury	0.00015	U	0.00020	0.00015	mg/L		09/11/23 10:55	09/11/23 18:07	1

General Chemistry

Analyte	Result	Qualifier	PQL	MDL	Unit	D	Prepared	Analyzed	Dil Fac
Total Dissolved Solids (SM 2540C)	**6100**		50	50	mg/L			08/31/23 06:35	1
Chloride (SM 4500 Cl- E)	**2700**		100	70	mg/L			09/08/23 19:24	50
Fluoride (SM 4500 F C)	**0.091**	**I**	0.10	0.070	mg/L			08/31/23 10:12	1
Sulfate (SM 4500 SO4 E)	**740**		100	28	mg/L			09/13/23 15:43	20

Method: EPA Field Sampling - Field Sampling

Analyte	Result	Qualifier	PQL	MDL	Unit	D	Prepared	Analyzed	Dil Fac
Field pH	**6.64**				SU			08/29/23 11:50	1

Client: Florida Power and Light
Project/Site: CCR Smith Plant

Job ID: 400-242673-1

Client Sample ID: MW-09R

Date Collected: 08/29/23 14:16
Date Received: 08/30/23 10:33

Lab Sample ID: 400-242673-2

Matrix: Water

Method: SW846 6020B - Metals (ICP/MS) - Total Recoverable

Analyte	Result	Qualifier	PQL	MDL	Unit	D	Prepared	Analyzed	Dil Fac
Antimony	0.00050	U	0.0025	0.00050	mg/L		09/25/23 12:28	09/27/23 00:57	5
Arsenic	**0.0073**		0.0013	0.0012	mg/L		09/25/23 12:28	09/27/23 00:57	5
Barium	**0.076**		0.0025	0.0018	mg/L		09/25/23 12:28	09/27/23 00:57	5
Beryllium	0.00028	U	0.0025	0.00028	mg/L		09/25/23 12:28	09/27/23 00:57	5
Boron	**10**		5.0	2.9	mg/L		09/25/23 12:28	09/28/23 05:54	500
Cadmium	0.00065	U	0.0025	0.00065	mg/L		09/25/23 12:28	09/27/23 00:57	5
Calcium	**250**		25	13	mg/L		09/25/23 12:28	09/28/23 05:54	500
Chromium	0.0021	U	0.0025	0.0021	mg/L		09/25/23 12:28	09/27/23 00:57	5
Cobalt	0.00056	U	0.0025	0.00056	mg/L		09/25/23 12:28	09/27/23 00:57	5
Lead	0.00081	U	0.0013	0.00081	mg/L		09/25/23 12:28	09/27/23 00:57	5
Lithium	**0.0050**		0.0050	0.0049	mg/L		09/25/23 12:28	09/27/23 00:57	5
Molybdenum	**0.0042**	**I**	0.015	0.00046	mg/L		09/25/23 12:28	09/27/23 00:57	5
Selenium	0.00082	U	0.0013	0.00082	mg/L		09/25/23 12:28	09/27/23 00:57	5
Thallium	0.00011	U	0.00050	0.00011	mg/L		09/25/23 12:28	09/27/23 00:57	5

Method: SW846 7470A - Mercury (CVAA)

Analyte	Result	Qualifier	PQL	MDL	Unit	D	Prepared	Analyzed	Dil Fac
Mercury	0.00015	U	0.00020	0.00015	mg/L		09/11/23 10:55	09/11/23 18:08	1

General Chemistry

Analyte	Result	Qualifier	PQL	MDL	Unit	D	Prepared	Analyzed	Dil Fac
Total Dissolved Solids (SM 2540C)	**3700**		50	50	mg/L			08/31/23 06:35	1
Chloride (SM 4500 Cl- E)	**2000**		100	70	mg/L			09/08/23 19:25	50
Fluoride (SM 4500 F C)	0.070	U	0.10	0.070	mg/L			08/31/23 10:12	1
Sulfate (SM 4500 SO4 E)	**750**		100	28	mg/L			09/09/23 18:22	20

Method: EPA Field Sampling - Field Sampling

Analyte	Result	Qualifier	PQL	MDL	Unit	D	Prepared	Analyzed	Dil Fac
Field pH	**6.85**				SU			08/29/23 14:16	1

Client: Florida Power and Light
Project/Site: CCR Smith Plant

Job ID: 400-242673-1

Client Sample ID: MW-11R

Date Collected: 08/28/23 18:15
Date Received: 08/30/23 10:33

Lab Sample ID: 400-242673-3

Matrix: Water

Method: SW846 6020B - Metals (ICP/MS) - Total Recoverable

Analyte	Result	Qualifier	PQL	MDL	Unit	D	Prepared	Analyzed	Dil Fac
Antimony	0.00050	U	0.0025	0.00050	mg/L		09/25/23 12:28	09/27/23 01:00	5
Arsenic	**0.0041**		0.0013	0.0012	mg/L		09/25/23 12:28	09/27/23 01:00	5
Barium	**0.12**		0.0025	0.0018	mg/L		09/25/23 12:28	09/27/23 01:00	5
Beryllium	**0.0018**	**I**	0.0025	0.00028	mg/L		09/25/23 12:28	09/27/23 01:00	5
Boron	**3.9**		2.5	1.5	mg/L		09/25/23 12:28	09/28/23 05:57	250
Cadmium	0.00065	U	0.0025	0.00065	mg/L		09/25/23 12:28	09/27/23 01:00	5
Calcium	**150**		13	6.3	mg/L		09/25/23 12:28	09/28/23 05:57	250
Chromium	**0.14**		0.13	0.11	mg/L		09/25/23 12:28	09/28/23 05:57	250
Cobalt	**0.00090**	**I**	0.0025	0.00056	mg/L		09/25/23 12:28	09/27/23 01:00	5
Lead	0.00081	U	0.0013	0.00081	mg/L		09/25/23 12:28	09/27/23 01:00	5
Lithium	**0.037**		0.0050	0.0049	mg/L		09/25/23 12:28	09/27/23 01:00	5
Molybdenum	**0.0085**	**I**	0.015	0.00046	mg/L		09/25/23 12:28	09/27/23 01:00	5
Selenium	**0.0014**		0.0013	0.00082	mg/L		09/25/23 12:28	09/27/23 01:00	5
Thallium	0.00011	U	0.00050	0.00011	mg/L		09/25/23 12:28	09/27/23 01:00	5

Method: SW846 7470A - Mercury (CVAA)

Analyte	Result	Qualifier	PQL	MDL	Unit	D	Prepared	Analyzed	Dil Fac
Mercury	0.00015	U	0.00020	0.00015	mg/L		09/11/23 10:55	09/11/23 18:09	1

General Chemistry

Analyte	Result	Qualifier	PQL	MDL	Unit	D	Prepared	Analyzed	Dil Fac
Total Dissolved Solids (SM 2540C)	**4700**		50	50	mg/L			08/31/23 06:35	1
Chloride (SM 4500 Cl- E)	**2700**		100	70	mg/L			09/08/23 19:25	50
Fluoride (SM 4500 F C)	**0.19**		0.10	0.070	mg/L			08/31/23 10:12	1
Sulfate (SM 4500 SO4 E)	**380**		100	28	mg/L			09/09/23 18:23	20

Method: EPA Field Sampling - Field Sampling

Analyte	Result	Qualifier	PQL	MDL	Unit	D	Prepared	Analyzed	Dil Fac
Field pH	**6.26**				SU			08/29/23 18:15	1

Client Sample Results

Client: Florida Power and Light
Project/Site: CCR Smith Plant

Job ID: 400-242673-1

Client Sample ID: MW-14R

Date Collected: 08/29/23 16:58
Date Received: 08/30/23 10:33

Lab Sample ID: 400-242673-4

Matrix: Water

Method: SW846 6020B - Metals (ICP/MS) - Total Recoverable

Analyte	Result	Qualifier	PQL	MDL	Unit	D	Prepared	Analyzed	Dil Fac
Antimony	0.00050	U	0.0025	0.00050	mg/L		09/25/23 12:28	09/27/23 01:03	5
Arsenic	0.0012	U	0.0013	0.0012	mg/L		09/25/23 12:28	09/27/23 01:03	5
Barium	**0.017**		0.0025	0.0018	mg/L		09/25/23 12:28	09/27/23 01:03	5
Beryllium	0.00028	U	0.0025	0.00028	mg/L		09/25/23 12:28	09/27/23 01:03	5
Boron	**2.9**		1.0	0.58	mg/L		09/25/23 12:28	09/28/23 06:00	100
Cadmium	0.00065	U	0.0025	0.00065	mg/L		09/25/23 12:28	09/27/23 01:03	5
Calcium	**57**		5.0	2.5	mg/L		09/25/23 12:28	09/28/23 06:00	100
Chromium	0.0021	U	0.0025	0.0021	mg/L		09/25/23 12:28	09/27/23 01:03	5
Cobalt	0.00056	U	0.0025	0.00056	mg/L		09/25/23 12:28	09/27/23 01:03	5
Lead	0.00081	U	0.0013	0.00081	mg/L		09/25/23 12:28	09/27/23 01:03	5
Lithium	**0.19**		0.0050	0.0049	mg/L		09/25/23 12:28	09/27/23 01:03	5
Molybdenum	**0.0081**	**I**	0.015	0.00046	mg/L		09/25/23 12:28	09/27/23 01:03	5
Selenium	**0.0015**		0.0013	0.00082	mg/L		09/25/23 12:28	09/27/23 01:03	5
Thallium	0.00011	U	0.00050	0.00011	mg/L		09/25/23 12:28	09/27/23 01:03	5

Method: SW846 7470A - Mercury (CVAA)

Analyte	Result	Qualifier	PQL	MDL	Unit	D	Prepared	Analyzed	Dil Fac
Mercury	0.00015	U	0.00020	0.00015	mg/L		09/15/23 10:14	09/15/23 15:14	1

General Chemistry

Analyte	Result	Qualifier	PQL	MDL	Unit	D	Prepared	Analyzed	Dil Fac
Total Dissolved Solids (SM 2540C)	**680**		10	10	mg/L			08/31/23 06:35	1
Chloride (SM 4500 Cl- E)	**200**		20	14	mg/L			09/08/23 19:01	10
Fluoride (SM 4500 F C)	**0.38**		0.10	0.070	mg/L			08/31/23 10:12	1
Sulfate (SM 4500 SO4 E)	**1.8**	**I**	5.0	1.4	mg/L			09/09/23 16:56	1
Sulfate (SM 4500 SO4 E)	**350**	**Q**	50	14	mg/L			11/01/23 12:14	10

Method: EPA Field Sampling - Field Sampling

Analyte	Result	Qualifier	PQL	MDL	Unit	D	Prepared	Analyzed	Dil Fac
Field pH	**7.49**				SU			08/29/23 16:58	1

Client: Florida Power and Light
Project/Site: CCR Smith Plant

Job ID: 400-242673-1

Client Sample ID: DUP-02

Date Collected: 08/29/23 10:50
Date Received: 08/30/23 10:33

Lab Sample ID: 400-242673-5

Matrix: Water

Method: SW846 6020B - Metals (ICP/MS) - Total Recoverable

Analyte	Result	Qualifier	PQL	MDL	Unit	D	Prepared	Analyzed	Dil Fac
Antimony	0.00050	U	0.0025	0.00050	mg/L		09/25/23 12:28	09/27/23 01:06	5
Arsenic	0.0012	U	0.0013	0.0012	mg/L		09/25/23 12:28	09/27/23 01:06	5
Barium	**0.095**		0.0025	0.0018	mg/L		09/25/23 12:28	09/27/23 01:06	5
Beryllium	0.00028	U	0.0025	0.00028	mg/L		09/25/23 12:28	09/27/23 01:06	5
Boron	**9.3**		2.5	1.5	mg/L		09/25/23 12:28	09/28/23 06:04	250
Cadmium	0.00065	U	0.0025	0.00065	mg/L		09/25/23 12:28	09/27/23 01:06	5
Calcium	**590**		13	6.3	mg/L		09/25/23 12:28	09/28/23 06:04	250
Chromium	**0.010**		0.0025	0.0021	mg/L		09/25/23 12:28	09/27/23 01:06	5
Cobalt	0.00056	U	0.0025	0.00056	mg/L		09/25/23 12:28	09/27/23 01:06	5
Lead	0.00081	U	0.0013	0.00081	mg/L		09/25/23 12:28	09/27/23 01:06	5
Lithium	**0.0081**		0.0050	0.0049	mg/L		09/25/23 12:28	09/27/23 01:06	5
Molybdenum	0.00046	U	0.015	0.00046	mg/L		09/25/23 12:28	09/27/23 01:06	5
Selenium	0.00082	U	0.0013	0.00082	mg/L		09/25/23 12:28	09/27/23 01:06	5
Thallium	0.00011	U	0.00050	0.00011	mg/L		09/25/23 12:28	09/27/23 01:06	5

Method: SW846 7470A - Mercury (CVAA)

Analyte	Result	Qualifier	PQL	MDL	Unit	D	Prepared	Analyzed	Dil Fac
Mercury	0.00015	U	0.00020	0.00015	mg/L		09/11/23 10:55	09/11/23 18:11	1

General Chemistry

Analyte	Result	Qualifier	PQL	MDL	Unit	D	Prepared	Analyzed	Dil Fac
Total Dissolved Solids (SM 2540C)	**5900**		50	50	mg/L			08/31/23 06:35	1
Chloride (SM 4500 Cl- E)	**2600**		100	70	mg/L			09/08/23 19:26	50
Fluoride (SM 4500 F C)	**0.099**	**I**	0.10	0.070	mg/L			08/31/23 10:12	1
Sulfate (SM 4500 SO4 E)	**1300**		500	140	mg/L			09/09/23 18:35	100

Client: Florida Power and Light
Project/Site: CCR Smith Plant

Job ID: 400-242673-1

Client Sample ID: FB-01

Date Collected: 08/29/23 14:40
Date Received: 08/30/23 10:33

Lab Sample ID: 400-242673-6

Matrix: Water

Method: SW846 6020B - Metals (ICP/MS) - Total Recoverable

Analyte	Result	Qualifier	PQL	MDL	Unit	D	Prepared	Analyzed	Dil Fac
Antimony	0.00050	U	0.0025	0.00050	mg/L		09/25/23 12:28	09/27/23 01:10	5
Arsenic	0.0012	U	0.0013	0.0012	mg/L		09/25/23 12:28	09/27/23 01:10	5
Barium	0.0018	U	0.0025	0.0018	mg/L		09/25/23 12:28	09/28/23 06:10	5
Beryllium	0.00028	U	0.0025	0.00028	mg/L		09/25/23 12:28	09/27/23 01:10	5
Boron	0.029	U	0.050	0.029	mg/L		09/25/23 12:28	09/28/23 06:10	5
Cadmium	0.00065	U	0.0025	0.00065	mg/L		09/25/23 12:28	09/27/23 01:10	5
Calcium	0.13	U	0.25	0.13	mg/L		09/25/23 12:28	09/27/23 01:10	5
Chromium	0.0021	U	0.0025	0.0021	mg/L		09/25/23 12:28	09/28/23 06:10	5
Cobalt	0.00056	U	0.0025	0.00056	mg/L		09/25/23 12:28	09/27/23 01:10	5
Lead	0.00081	U	0.0013	0.00081	mg/L		09/25/23 12:28	09/28/23 06:10	5
Lithium	0.0049	U	0.0050	0.0049	mg/L		09/25/23 12:28	09/27/23 01:10	5
Molybdenum	0.00046	U	0.015	0.00046	mg/L		09/25/23 12:28	09/27/23 01:10	5
Selenium	0.00082	U	0.0013	0.00082	mg/L		09/25/23 12:28	09/27/23 01:10	5
Thallium	0.00011	U	0.00050	0.00011	mg/L		09/25/23 12:28	09/27/23 01:10	5

Method: SW846 7470A - Mercury (CVAA)

Analyte	Result	Qualifier	PQL	MDL	Unit	D	Prepared	Analyzed	Dil Fac
Mercury	0.00015	U	0.00020	0.00015	mg/L		09/11/23 10:55	09/11/23 18:13	1

General Chemistry

Analyte	Result	Qualifier	PQL	MDL	Unit	D	Prepared	Analyzed	Dil Fac
Total Dissolved Solids (SM 2540C)	5.0	U	5.0	5.0	mg/L			08/31/23 06:35	1
Chloride (SM 4500 Cl- E)	1.4	U	2.0	1.4	mg/L			09/08/23 18:17	1
Fluoride (SM 4500 F C)	0.070	U	0.10	0.070	mg/L			08/31/23 10:12	1
Sulfate (SM 4500 SO4 E)	1.4	U	5.0	1.4	mg/L			09/09/23 16:57	1

Method: EPA Field Sampling - Field Sampling

Analyte	Result	Qualifier	PQL	MDL	Unit	D	Prepared	Analyzed	Dil Fac
Field pH	**7.49**				SU			08/29/23 14:40	1

Client: Florida Power and Light
Project/Site: CCR Smith Plant

Job ID: 400-242673-1

Client Sample ID: EB-01

Date Collected: 08/29/23 14:44
Date Received: 08/30/23 10:33

Lab Sample ID: 400-242673-7

Matrix: Water

Method: SW846 6020B - Metals (ICP/MS) - Total Recoverable

Analyte	Result	Qualifier	PQL	MDL	Unit	D	Prepared	Analyzed	Dil Fac
Antimony	0.00050	U	0.0025	0.00050	mg/L		09/25/23 12:28	09/27/23 01:34	5
Arsenic	0.0012	U	0.0013	0.0012	mg/L		09/25/23 12:28	09/27/23 01:34	5
Barium	0.0018	U	0.0025	0.0018	mg/L		09/25/23 12:28	09/28/23 06:13	5
Beryllium	0.00028	U	0.0025	0.00028	mg/L		09/25/23 12:28	09/27/23 01:34	5
Boron	0.029	U	0.050	0.029	mg/L		09/25/23 12:28	09/28/23 06:13	5
Cadmium	0.00065	U	0.0025	0.00065	mg/L		09/25/23 12:28	09/27/23 01:34	5
Calcium	0.13	U	0.25	0.13	mg/L		09/25/23 12:28	09/27/23 01:34	5
Chromium	0.0021	U	0.0025	0.0021	mg/L		09/25/23 12:28	09/28/23 06:13	5
Cobalt	0.00056	U	0.0025	0.00056	mg/L		09/25/23 12:28	09/27/23 01:34	5
Lead	0.00081	U	0.0013	0.00081	mg/L		09/25/23 12:28	09/28/23 06:13	5
Lithium	0.0049	U	0.0050	0.0049	mg/L		09/25/23 12:28	09/27/23 01:34	5
Molybdenum	0.00046	U	0.015	0.00046	mg/L		09/25/23 12:28	09/27/23 01:34	5
Selenium	0.00082	U	0.0013	0.00082	mg/L		09/25/23 12:28	09/27/23 01:34	5
Thallium	0.00011	U	0.00050	0.00011	mg/L		09/25/23 12:28	09/27/23 01:34	5

Method: SW846 7470A - Mercury (CVAA)

Analyte	Result	Qualifier	PQL	MDL	Unit	D	Prepared	Analyzed	Dil Fac
Mercury	0.00015	U	0.00020	0.00015	mg/L		09/11/23 10:55	09/11/23 18:14	1

General Chemistry

Analyte	Result	Qualifier	PQL	MDL	Unit	D	Prepared	Analyzed	Dil Fac
Total Dissolved Solids (SM 2540C)	5.0	U	5.0	5.0	mg/L			08/31/23 06:35	1
Chloride (SM 4500 Cl- E)	1.4	U	2.0	1.4	mg/L			09/08/23 18:18	1
Fluoride (SM 4500 F C)	0.070	U	0.10	0.070	mg/L			08/31/23 10:12	1
Sulfate (SM 4500 SO4 E)	1.4	U	5.0	1.4	mg/L			09/09/23 16:59	1

Method: EPA Field Sampling - Field Sampling

Analyte	Result	Qualifier	PQL	MDL	Unit	D	Prepared	Analyzed	Dil Fac
Field pH	7.49				SU			08/29/23 14:44	1

Client: Florida Power and Light
Project/Site: CCR Smith Plant

Job ID: 400-242673-1

Client Sample ID: MW-08R

Date Collected: 08/31/23 10:28
Date Received: 09/01/23 11:45

Lab Sample ID: 400-242673-8

Matrix: Water

Method: SW846 6020B - Metals (ICP/MS) - Total Recoverable

Analyte	Result	Qualifier	PQL	MDL	Unit	D	Prepared	Analyzed	Dil Fac
Antimony	0.00050	U	0.0025	0.00050	mg/L		09/25/23 12:28	09/27/23 01:37	5
Arsenic	**0.0038**		0.0013	0.0012	mg/L		09/25/23 12:28	09/27/23 01:37	5
Barium	**0.048**		0.0025	0.0018	mg/L		09/25/23 12:28	09/27/23 01:37	5
Beryllium	0.00028	U	0.0025	0.00028	mg/L		09/25/23 12:28	09/27/23 01:37	5
Boron	**16**		5.0	2.9	mg/L		09/25/23 12:28	09/28/23 06:16	500
Cadmium	0.00065	U	0.0025	0.00065	mg/L		09/25/23 12:28	09/27/23 01:37	5
Calcium	**450**		25	13	mg/L		09/25/23 12:28	09/28/23 06:16	500
Chromium	**0.57**		0.25	0.21	mg/L		09/25/23 12:28	09/28/23 06:16	500
Cobalt	**0.0021**	**I**	0.0025	0.00056	mg/L		09/25/23 12:28	09/27/23 01:37	5
Lead	0.00081	U	0.0013	0.00081	mg/L		09/25/23 12:28	09/27/23 01:37	5
Lithium	**0.0052**		0.0050	0.0049	mg/L		09/25/23 12:28	09/27/23 01:37	5
Molybdenum	**0.010**	**I**	0.015	0.00046	mg/L		09/25/23 12:28	09/27/23 01:37	5
Selenium	**0.0015**		0.0013	0.00082	mg/L		09/25/23 12:28	09/27/23 01:37	5
Thallium	0.00011	U	0.00050	0.00011	mg/L		09/25/23 12:28	09/27/23 01:37	5

Method: SW846 7470A - Mercury (CVAA)

Analyte	Result	Qualifier	PQL	MDL	Unit	D	Prepared	Analyzed	Dil Fac
Mercury	0.00015	U	0.00020	0.00015	mg/L		09/11/23 10:55	09/11/23 18:15	1

General Chemistry

Analyte	Result	Qualifier	PQL	MDL	Unit	D	Prepared	Analyzed	Dil Fac
Total Dissolved Solids (SM 2540C)	**6200**		50	50	mg/L			09/03/23 15:48	1
Chloride (SM 4500 Cl- E)	**2800**		100	70	mg/L			09/08/23 19:27	50
Fluoride (SM 4500 F C)	0.070	U	0.10	0.070	mg/L			09/05/23 10:43	1
Sulfate (SM 4500 SO4 E)	**1500**		500	140	mg/L			09/09/23 18:36	100

Method: EPA Field Sampling - Field Sampling

Analyte	Result	Qualifier	PQL	MDL	Unit	D	Prepared	Analyzed	Dil Fac
Field pH	**6.28**				SU			08/31/23 10:28	1

Client: Florida Power and Light
Project/Site: CCR Smith Plant

Job ID: 400-242673-1

Client Sample ID: MW-13R

Date Collected: 08/31/23 13:36
Date Received: 09/01/23 11:45

Lab Sample ID: 400-242673-9

Matrix: Water

Method: SW846 6020B - Metals (ICP/MS) - Total Recoverable

Analyte	Result	Qualifier	PQL	MDL	Unit	D	Prepared	Analyzed	Dil Fac
Antimony	0.00050	U	0.0025	0.00050	mg/L		09/25/23 12:28	09/27/23 01:40	5
Arsenic	**0.011**		0.0013	0.0012	mg/L		09/25/23 12:28	09/27/23 01:40	5
Barium	**0.038**		0.0025	0.0018	mg/L		09/25/23 12:28	09/27/23 01:40	5
Beryllium	0.00028	U	0.0025	0.00028	mg/L		09/25/23 12:28	09/27/23 01:40	5
Boron	**13**		5.0	2.9	mg/L		09/25/23 12:28	09/28/23 06:41	500
Cadmium	0.00065	U	0.0025	0.00065	mg/L		09/25/23 12:28	09/27/23 01:40	5
Calcium	**200**		25	13	mg/L		09/25/23 12:28	09/28/23 06:41	500
Chromium	**0.021**		0.0025	0.0021	mg/L		09/25/23 12:28	09/27/23 01:40	5
Cobalt	**0.00066**	**I**	0.0025	0.00056	mg/L		09/25/23 12:28	09/27/23 01:40	5
Lead	0.00081	U	0.0013	0.00081	mg/L		09/25/23 12:28	09/27/23 01:40	5
Lithium	0.0049	U	0.0050	0.0049	mg/L		09/25/23 12:28	09/27/23 01:40	5
Molybdenum	**0.023**		0.015	0.00046	mg/L		09/25/23 12:28	09/27/23 01:40	5
Selenium	**0.0011**	**I**	0.0013	0.00082	mg/L		09/25/23 12:28	09/27/23 01:40	5
Thallium	0.00011	U	0.00050	0.00011	mg/L		09/25/23 12:28	09/27/23 01:40	5

Method: SW846 7470A - Mercury (CVAA)

Analyte	Result	Qualifier	PQL	MDL	Unit	D	Prepared	Analyzed	Dil Fac
Mercury	0.00015	U	0.00020	0.00015	mg/L		09/11/23 10:55	09/11/23 18:19	1

General Chemistry

Analyte	Result	Qualifier	PQL	MDL	Unit	D	Prepared	Analyzed	Dil Fac
Total Dissolved Solids (SM 2540C)	**3600**		50	50	mg/L			09/03/23 15:48	1
Chloride (SM 4500 Cl- E)	**3000**		100	70	mg/L			09/09/23 12:52	50
Fluoride (SM 4500 F C)	0.070	U	0.10	0.070	mg/L			09/05/23 10:43	1
Sulfate (SM 4500 SO4 E)	**930**		500	140	mg/L			09/09/23 18:57	100

Method: EPA Field Sampling - Field Sampling

Analyte	Result	Qualifier	PQL	MDL	Unit	D	Prepared	Analyzed	Dil Fac
Field pH	**6.06**				SU			08/31/23 13:36	1

Client: Florida Power and Light
Project/Site: CCR Smith Plant

Job ID: 400-242673-1

Client Sample ID: DUP-03

Date Collected: 08/31/23 09:28
Date Received: 09/01/23 11:45

Lab Sample ID: 400-242673-10

Matrix: Water

Method: SW846 6020B - Metals (ICP/MS) - Total Recoverable

Analyte	Result	Qualifier	PQL	MDL	Unit	D	Prepared	Analyzed	Dil Fac
Antimony	0.00050	U	0.0025	0.00050	mg/L		09/25/23 12:28	09/27/23 01:43	5
Arsenic	**0.0042**		0.0013	0.0012	mg/L		09/25/23 12:28	09/27/23 01:43	5
Barium	**0.046**		0.0025	0.0018	mg/L		09/25/23 12:28	09/27/23 01:43	5
Beryllium	0.00028	U	0.0025	0.00028	mg/L		09/25/23 12:28	09/27/23 01:43	5
Boron	**18**		5.0	2.9	mg/L		09/25/23 12:28	09/28/23 06:44	500
Cadmium	0.00065	U	0.0025	0.00065	mg/L		09/25/23 12:28	09/27/23 01:43	5
Calcium	**440**		25	13	mg/L		09/25/23 12:28	09/28/23 06:44	500
Chromium	**0.40**		0.25	0.21	mg/L		09/25/23 12:28	09/28/23 06:44	500
Cobalt	**0.0019**	**I**	0.0025	0.00056	mg/L		09/25/23 12:28	09/27/23 01:43	5
Lead	0.00081	U	0.0013	0.00081	mg/L		09/25/23 12:28	09/27/23 01:43	5
Lithium	0.0049	U	0.0050	0.0049	mg/L		09/25/23 12:28	09/27/23 01:43	5
Molybdenum	**0.0089**	**I**	0.015	0.00046	mg/L		09/25/23 12:28	09/27/23 01:43	5
Selenium	0.00082	U	0.0013	0.00082	mg/L		09/25/23 12:28	09/27/23 01:43	5
Thallium	0.00011	U	0.00050	0.00011	mg/L		09/25/23 12:28	09/27/23 01:43	5

Method: SW846 7470A - Mercury (CVAA)

Analyte	Result	Qualifier	PQL	MDL	Unit	D	Prepared	Analyzed	Dil Fac
Mercury	0.00015	U	0.00020	0.00015	mg/L		09/11/23 10:55	09/11/23 18:20	1

General Chemistry

Analyte	Result	Qualifier	PQL	MDL	Unit	D	Prepared	Analyzed	Dil Fac
Total Dissolved Solids (SM 2540C)	**5400**		50	50	mg/L			09/03/23 15:48	1
Chloride (SM 4500 Cl- E)	**890**		100	70	mg/L			09/08/23 19:28	50
Fluoride (SM 4500 F C)	0.070	U	0.10	0.070	mg/L			09/05/23 10:43	1
Sulfate (SM 4500 SO4 E)	**620**		100	28	mg/L			09/09/23 18:25	20

Qualifiers

Metals

Qualifier	Qualifier Description
I	The reported value is between the laboratory method detection limit and the laboratory practical quantitation limit.
J3	Estimated value; value may not be accurate. Spike recovery or RPD outside of criteria.
L	Off-scale high. Actual value is known to be greater than the value given.
U	Indicates that the compound was analyzed for but not detected.

General Chemistry

Qualifier	Qualifier Description
I	The reported value is between the laboratory method detection limit and the laboratory practical quantitation limit.
J3	Estimated value; value may not be accurate. Spike recovery or RPD outside of criteria.
Q	Sample held beyond the accepted holding time.
U	Indicates that the compound was analyzed for but not detected.

Glossary

Abbreviation	These commonly used abbreviations may or may not be present in this report.
¤	Listed under the "D" column to designate that the result is reported on a dry weight basis
%R	Percent Recovery
CFL	Contains Free Liquid
CFU	Colony Forming Unit
CNF	Contains No Free Liquid
DER	Duplicate Error Ratio (normalized absolute difference)
Dil Fac	Dilution Factor
DL	Detection Limit (DoD/DOE)
DL, RA, RE, IN	Indicates a Dilution, Re-analysis, Re-extraction, or additional Initial metals/anion analysis of the sample
DLC	Decision Level Concentration (Radiochemistry)
EDL	Estimated Detection Limit (Dioxin)
LOD	Limit of Detection (DoD/DOE)
LOQ	Limit of Quantitation (DoD/DOE)
MCL	EPA recommended "Maximum Contaminant Level"
MDA	Minimum Detectable Activity (Radiochemistry)
MDC	Minimum Detectable Concentration (Radiochemistry)
MDL	Method Detection Limit
ML	Minimum Level (Dioxin)
MPN	Most Probable Number
MQL	Method Quantitation Limit
NC	Not Calculated
ND	Not Detected at the reporting limit (or MDL or EDL if shown)
NEG	Negative / Absent
POS	Positive / Present
PQL	Practical Quantitation Limit
PRES	Presumptive
QC	Quality Control
RER	Relative Error Ratio (Radiochemistry)
RL	Reporting Limit or Requested Limit (Radiochemistry)
RPD	Relative Percent Difference, a measure of the relative difference between two points
TEF	Toxicity Equivalent Factor (Dioxin)
TEQ	Toxicity Equivalent Quotient (Dioxin)
TNTC	Too Numerous To Count

Lab Chronicle

Client: Florida Power and Light
Project/Site: CCR Smith Plant

Job ID: 400-242673-1

Client Sample ID: MW-10R
Date Collected: 08/29/23 11:50
Date Received: 08/30/23 10:33

Lab Sample ID: 400-242673-1
Matrix: Water

Prep Type	Batch Type	Batch Method	Run	Dilution Factor	Batch Number	Analyst	Lab	Prepared or Analyzed
Total Recoverable	Prep	3005A			642514	KWN	EET PEN	09/25/23 12:28 - 09/25/23 17:39 [1]
Total Recoverable	Analysis	6020B		5	642873	NTH	EET PEN	09/27/23 00:42
Total Recoverable	Prep	3005A			642514	KWN	EET PEN	09/25/23 12:28 - 09/25/23 17:39 [1]
Total Recoverable	Analysis	6020B		5	642882	NTH	EET PEN	09/27/23 00:42
Total Recoverable	Prep	3005A			642514	KWN	EET PEN	09/25/23 12:28 - 09/25/23 17:39 [1]
Total Recoverable	Analysis	6020B		250	643326	NTH	EET PEN	09/28/23 05:51
Total/NA	Prep	7470A			640485	NET	EET PEN	09/11/23 10:55 - 09/11/23 12:57 [1]
Total/NA	Analysis	7470A		1	640640	NET	EET PEN	09/11/23 18:07
Total/NA	Analysis	SM 2540C		1	639249	HA	EET PEN	08/31/23 06:35
Total/NA	Analysis	SM 4500 Cl- E		50	640388	CJK	EET PEN	09/08/23 19:24
Total/NA	Analysis	SM 4500 F C		1	639285	JP	EET PEN	08/31/23 10:12
Total/NA	Analysis	SM 4500 SO4 E		20	640903	CJK	EET PEN	09/13/23 15:43
Total/NA	Analysis	Field Sampling		1	645010	UT	EET PEN	08/29/23 11:50

Client Sample ID: MW-09R
Date Collected: 08/29/23 14:16
Date Received: 08/30/23 10:33

Lab Sample ID: 400-242673-2
Matrix: Water

Prep Type	Batch Type	Batch Method	Run	Dilution Factor	Batch Number	Analyst	Lab	Prepared or Analyzed
Total Recoverable	Prep	3005A			642514	KWN	EET PEN	09/25/23 12:28 - 09/25/23 17:39 [1]
Total Recoverable	Analysis	6020B		5	642873	NTH	EET PEN	09/27/23 00:57
Total Recoverable	Prep	3005A			642514	KWN	EET PEN	09/25/23 12:28 - 09/25/23 17:39 [1]
Total Recoverable	Analysis	6020B		5	642882	NTH	EET PEN	09/27/23 00:57
Total Recoverable	Prep	3005A			642514	KWN	EET PEN	09/25/23 12:28 - 09/25/23 17:39 [1]
Total Recoverable	Analysis	6020B		500	643326	NTH	EET PEN	09/28/23 05:54
Total/NA	Prep	7470A			640485	NET	EET PEN	09/11/23 10:55 - 09/11/23 12:57 [1]
Total/NA	Analysis	7470A		1	640640	NET	EET PEN	09/11/23 18:08
Total/NA	Analysis	SM 2540C		1	639249	HA	EET PEN	08/31/23 06:35
Total/NA	Analysis	SM 4500 Cl- E		50	640388	CJK	EET PEN	09/08/23 19:25
Total/NA	Analysis	SM 4500 F C		1	639285	JP	EET PEN	08/31/23 10:12
Total/NA	Analysis	SM 4500 SO4 E		20	640429	CJK	EET PEN	09/09/23 18:22
Total/NA	Analysis	Field Sampling		1	645010	UT	EET PEN	08/29/23 14:16

Client Sample ID: MW-11R
Date Collected: 08/28/23 18:15
Date Received: 08/30/23 10:33

Lab Sample ID: 400-242673-3
Matrix: Water

Prep Type	Batch Type	Batch Method	Run	Dilution Factor	Batch Number	Analyst	Lab	Prepared or Analyzed
Total Recoverable	Prep	3005A			642514	KWN	EET PEN	09/25/23 12:28 - 09/25/23 17:39 [1]
Total Recoverable	Analysis	6020B		5	642873	NTH	EET PEN	09/27/23 01:00
Total Recoverable	Prep	3005A			642514	KWN	EET PEN	09/25/23 12:28 - 09/25/23 17:39 [1]
Total Recoverable	Analysis	6020B		5	642882	NTH	EET PEN	09/27/23 01:00
Total Recoverable	Prep	3005A			642514	KWN	EET PEN	09/25/23 12:28 - 09/25/23 17:39 [1]
Total Recoverable	Analysis	6020B		250	643326	NTH	EET PEN	09/28/23 05:57

Lab Chronicle

Client: Florida Power and Light
Project/Site: CCR Smith Plant

Job ID: 400-242673-1

Client Sample ID: MW-11R

Date Collected: 08/28/23 18:15
Date Received: 08/30/23 10:33

Lab Sample ID: 400-242673-3

Matrix: Water

Prep Type	Batch Type	Batch Method	Run	Dilution Factor	Batch Number	Analyst	Lab	Prepared or Analyzed
Total/NA	Prep	7470A			640485	NET	EET PEN	09/11/23 10:55 - 09/11/23 12:57 [1]
Total/NA	Analysis	7470A		1	640640	NET	EET PEN	09/11/23 18:09
Total/NA	Analysis	SM 2540C		1	639249	HA	EET PEN	08/31/23 06:35
Total/NA	Analysis	SM 4500 Cl- E		50	640388	CJK	EET PEN	09/08/23 19:25
Total/NA	Analysis	SM 4500 F C		1	639285	JP	EET PEN	08/31/23 10:12
Total/NA	Analysis	SM 4500 SO4 E		20	640429	CJK	EET PEN	09/09/23 18:23
Total/NA	Analysis	Field Sampling		1	645010	UT	EET PEN	08/29/23 18:15

Client Sample ID: MW-14R

Date Collected: 08/29/23 16:58
Date Received: 08/30/23 10:33

Lab Sample ID: 400-242673-4

Matrix: Water

Prep Type	Batch Type	Batch Method	Run	Dilution Factor	Batch Number	Analyst	Lab	Prepared or Analyzed
Total Recoverable	Prep	3005A			642514	KWN	EET PEN	09/25/23 12:28 - 09/25/23 17:39 [1]
Total Recoverable	Analysis	6020B		5	642873	NTH	EET PEN	09/27/23 01:03
Total Recoverable	Prep	3005A			642514	KWN	EET PEN	09/25/23 12:28 - 09/25/23 17:39 [1]
Total Recoverable	Analysis	6020B		5	642882	NTH	EET PEN	09/27/23 01:03
Total Recoverable	Prep	3005A			642514	KWN	EET PEN	09/25/23 12:28 - 09/25/23 17:39 [1]
Total Recoverable	Analysis	6020B		100	643326	NTH	EET PEN	09/28/23 06:00
Total/NA	Prep	7470A			641188	JR	EET PEN	09/15/23 10:14 - 09/15/23 14:35 [1]
Total/NA	Analysis	7470A		1	641277	NET	EET PEN	09/15/23 15:14
Total/NA	Analysis	SM 2540C		1	639249	HA	EET PEN	08/31/23 06:35
Total/NA	Analysis	SM 4500 Cl- E		10	640388	CJK	EET PEN	09/08/23 19:01
Total/NA	Analysis	SM 4500 F C		1	639285	JP	EET PEN	08/31/23 10:12
Total/NA	Analysis	SM 4500 SO4 E		10	648238	CJK	EET PEN	11/01/23 12:14
Total/NA	Analysis	SM 4500 SO4 E		1	640429	CJK	EET PEN	09/09/23 16:56
Total/NA	Analysis	Field Sampling		1	645010	UT	EET PEN	08/29/23 16:58

Client Sample ID: DUP-02

Date Collected: 08/29/23 10:50
Date Received: 08/30/23 10:33

Lab Sample ID: 400-242673-5

Matrix: Water

Prep Type	Batch Type	Batch Method	Run	Dilution Factor	Batch Number	Analyst	Lab	Prepared or Analyzed
Total Recoverable	Prep	3005A			642514	KWN	EET PEN	09/25/23 12:28 - 09/25/23 17:39 [1]
Total Recoverable	Analysis	6020B		5	642873	NTH	EET PEN	09/27/23 01:06
Total Recoverable	Prep	3005A			642514	KWN	EET PEN	09/25/23 12:28 - 09/25/23 17:39 [1]
Total Recoverable	Analysis	6020B		5	642882	NTH	EET PEN	09/27/23 01:06
Total Recoverable	Prep	3005A			642514	KWN	EET PEN	09/25/23 12:28 - 09/25/23 17:39 [1]
Total Recoverable	Analysis	6020B		250	643326	NTH	EET PEN	09/28/23 06:04
Total/NA	Prep	7470A			640485	NET	EET PEN	09/11/23 10:55 - 09/11/23 12:57 [1]
Total/NA	Analysis	7470A		1	640640	NET	EET PEN	09/11/23 18:11
Total/NA	Analysis	SM 2540C		1	639249	HA	EET PEN	08/31/23 06:35
Total/NA	Analysis	SM 4500 Cl- E		50	640388	CJK	EET PEN	09/08/23 19:26

Lab Chronicle

Client: Florida Power and Light
Project/Site: CCR Smith Plant

Job ID: 400-242673-1

Client Sample ID: DUP-02

Date Collected: 08/29/23 10:50
Date Received: 08/30/23 10:33

Lab Sample ID: 400-242673-5
Matrix: Water

Prep Type	Batch Type	Batch Method	Run	Dilution Factor	Batch Number	Analyst	Lab	Prepared or Analyzed
Total/NA	Analysis	SM 4500 F C		1	639285	JP	EET PEN	08/31/23 10:12
Total/NA	Analysis	SM 4500 SO4 E		100	640429	CJK	EET PEN	09/09/23 18:35

Client Sample ID: FB-01

Date Collected: 08/29/23 14:40
Date Received: 08/30/23 10:33

Lab Sample ID: 400-242673-6
Matrix: Water

Prep Type	Batch Type	Batch Method	Run	Dilution Factor	Batch Number	Analyst	Lab	Prepared or Analyzed
Total Recoverable	Prep	3005A			642514	KWN	EET PEN	09/25/23 12:28 - 09/25/23 17:39 [1]
Total Recoverable	Analysis	6020B		5	642873	NTH	EET PEN	09/27/23 01:10
Total Recoverable	Prep	3005A			642514	KWN	EET PEN	09/25/23 12:28 - 09/25/23 17:39 [1]
Total Recoverable	Analysis	6020B		5	642882	NTH	EET PEN	09/27/23 01:10
Total Recoverable	Prep	3005A			642514	KWN	EET PEN	09/25/23 12:28 - 09/25/23 17:39 [1]
Total Recoverable	Analysis	6020B		5	643326	NTH	EET PEN	09/28/23 06:10
Total/NA	Prep	7470A			640485	NET	EET PEN	09/11/23 10:55 - 09/11/23 12:57 [1]
Total/NA	Analysis	7470A		1	640640	NET	EET PEN	09/11/23 18:13
Total/NA	Analysis	SM 2540C		1	639249	HA	EET PEN	08/31/23 06:35
Total/NA	Analysis	SM 4500 Cl- E		1	640388	CJK	EET PEN	09/08/23 18:17
Total/NA	Analysis	SM 4500 F C		1	639285	JP	EET PEN	08/31/23 10:12
Total/NA	Analysis	SM 4500 SO4 E		1	640429	CJK	EET PEN	09/09/23 16:57
Total/NA	Analysis	Field Sampling		1	645010	UT	EET PEN	08/29/23 14:40

Client Sample ID: EB-01

Date Collected: 08/29/23 14:44
Date Received: 08/30/23 10:33

Lab Sample ID: 400-242673-7
Matrix: Water

Prep Type	Batch Type	Batch Method	Run	Dilution Factor	Batch Number	Analyst	Lab	Prepared or Analyzed
Total Recoverable	Prep	3005A			642514	KWN	EET PEN	09/25/23 12:28 - 09/25/23 17:39 [1]
Total Recoverable	Analysis	6020B		5	642873	NTH	EET PEN	09/27/23 01:34
Total Recoverable	Prep	3005A			642514	KWN	EET PEN	09/25/23 12:28 - 09/25/23 17:39 [1]
Total Recoverable	Analysis	6020B		5	642882	NTH	EET PEN	09/27/23 01:34
Total Recoverable	Prep	3005A			642514	KWN	EET PEN	09/25/23 12:28 - 09/25/23 17:39 [1]
Total Recoverable	Analysis	6020B		5	643326	NTH	EET PEN	09/28/23 06:13
Total/NA	Prep	7470A			640485	NET	EET PEN	09/11/23 10:55 - 09/11/23 12:57 [1]
Total/NA	Analysis	7470A		1	640640	NET	EET PEN	09/11/23 18:14
Total/NA	Analysis	SM 2540C		1	639249	HA	EET PEN	08/31/23 06:35
Total/NA	Analysis	SM 4500 Cl- E		1	640388	CJK	EET PEN	09/08/23 18:18
Total/NA	Analysis	SM 4500 F C		1	639285	JP	EET PEN	08/31/23 10:12
Total/NA	Analysis	SM 4500 SO4 E		1	640429	CJK	EET PEN	09/09/23 16:59
Total/NA	Analysis	Field Sampling		1	645010	UT	EET PEN	08/29/23 14:44

Lab Chronicle

Client: Florida Power and Light
Project/Site: CCR Smith Plant

Job ID: 400-242673-1

Client Sample ID: MW-08R
Date Collected: 08/31/23 10:28
Date Received: 09/01/23 11:45

Lab Sample ID: 400-242673-8
Matrix: Water

Prep Type	Batch Type	Batch Method	Run	Dilution Factor	Batch Number	Analyst	Lab	Prepared or Analyzed
Total Recoverable	Prep	3005A			642514	KWN	EET PEN	09/25/23 12:28 - 09/25/23 17:39 [1]
Total Recoverable	Analysis	6020B		5	642873	NTH	EET PEN	09/27/23 01:37
Total Recoverable	Prep	3005A			642514	KWN	EET PEN	09/25/23 12:28 - 09/25/23 17:39 [1]
Total Recoverable	Analysis	6020B		5	642882	NTH	EET PEN	09/27/23 01:37
Total Recoverable	Prep	3005A			642514	KWN	EET PEN	09/25/23 12:28 - 09/25/23 17:39 [1]
Total Recoverable	Analysis	6020B		500	643326	NTH	EET PEN	09/28/23 06:16
Total/NA	Prep	7470A			640485	NET	EET PEN	09/11/23 10:55 - 09/11/23 12:57 [1]
Total/NA	Analysis	7470A		1	640640	NET	EET PEN	09/11/23 18:15
Total/NA	Analysis	SM 2540C		1	639622	HA	EET PEN	09/03/23 15:48
Total/NA	Analysis	SM 4500 Cl- E		50	640388	CJK	EET PEN	09/08/23 19:27
Total/NA	Analysis	SM 4500 F C		1	639700	JP	EET PEN	09/05/23 10:43
Total/NA	Analysis	SM 4500 SO4 E		100	640429	CJK	EET PEN	09/09/23 18:36
Total/NA	Analysis	Field Sampling		1	645010	UT	EET PEN	08/31/23 10:28

Client Sample ID: MW-13R
Date Collected: 08/31/23 13:36
Date Received: 09/01/23 11:45

Lab Sample ID: 400-242673-9
Matrix: Water

Prep Type	Batch Type	Batch Method	Run	Dilution Factor	Batch Number	Analyst	Lab	Prepared or Analyzed
Total Recoverable	Prep	3005A			642514	KWN	EET PEN	09/25/23 12:28 - 09/25/23 17:39 [1]
Total Recoverable	Analysis	6020B		5	642873	NTH	EET PEN	09/27/23 01:40
Total Recoverable	Prep	3005A			642514	KWN	EET PEN	09/25/23 12:28 - 09/25/23 17:39 [1]
Total Recoverable	Analysis	6020B		5	642882	NTH	EET PEN	09/27/23 01:40
Total Recoverable	Prep	3005A			642514	KWN	EET PEN	09/25/23 12:28 - 09/25/23 17:39 [1]
Total Recoverable	Analysis	6020B		500	643326	NTH	EET PEN	09/28/23 06:41
Total/NA	Prep	7470A			640485	NET	EET PEN	09/11/23 10:55 - 09/11/23 12:57 [1]
Total/NA	Analysis	7470A		1	640640	NET	EET PEN	09/11/23 18:19
Total/NA	Analysis	SM 2540C		1	639622	HA	EET PEN	09/03/23 15:48
Total/NA	Analysis	SM 4500 Cl- E		50	640388	CJK	EET PEN	09/09/23 12:52
Total/NA	Analysis	SM 4500 F C		1	639700	JP	EET PEN	09/05/23 10:43
Total/NA	Analysis	SM 4500 SO4 E		100	640429	CJK	EET PEN	09/09/23 18:57
Total/NA	Analysis	Field Sampling		1	645010	UT	EET PEN	08/31/23 13:36

Client Sample ID: DUP-03
Date Collected: 08/31/23 09:28
Date Received: 09/01/23 11:45

Lab Sample ID: 400-242673-10
Matrix: Water

Prep Type	Batch Type	Batch Method	Run	Dilution Factor	Batch Number	Analyst	Lab	Prepared or Analyzed
Total Recoverable	Prep	3005A			642514	KWN	EET PEN	09/25/23 12:28 - 09/25/23 17:39 [1]
Total Recoverable	Analysis	6020B		5	642873	NTH	EET PEN	09/27/23 01:43
Total Recoverable	Prep	3005A			642514	KWN	EET PEN	09/25/23 12:28 - 09/25/23 17:39 [1]
Total Recoverable	Analysis	6020B		5	642882	NTH	EET PEN	09/27/23 01:43
Total Recoverable	Prep	3005A			642514	KWN	EET PEN	09/25/23 12:28 - 09/25/23 17:39 [1]
Total Recoverable	Analysis	6020B		500	643326	NTH	EET PEN	09/28/23 06:44

Lab Chronicle

Client: Florida Power and Light
Project/Site: CCR Smith Plant

Job ID: 400-242673-1

Client Sample ID: DUP-03

Date Collected: 08/31/23 09:28
Date Received: 09/01/23 11:45

Lab Sample ID: 400-242673-10

Matrix: Water

Prep Type	Batch Type	Batch Method	Run	Dilution Factor	Batch Number	Analyst	Lab	Prepared or Analyzed
Total/NA	Prep	7470A			640485	NET	EET PEN	09/11/23 10:55 - 09/11/23 12:57 [1]
Total/NA	Analysis	7470A		1	640640	NET	EET PEN	09/11/23 18:20
Total/NA	Analysis	SM 2540C		1	639622	HA	EET PEN	09/03/23 15:48
Total/NA	Analysis	SM 4500 Cl- E		50	640388	CJK	EET PEN	09/08/23 19:28
Total/NA	Analysis	SM 4500 F C		1	639700	JP	EET PEN	09/05/23 10:43
Total/NA	Analysis	SM 4500 SO4 E		20	640429	CJK	EET PEN	09/09/23 18:25

[1] This procedure uses a method stipulated length of time for the process. Both start and end times are displayed.

Laboratory References:

EET PEN = Eurofins Pensacola, 3355 McLemore Drive, Pensacola, FL 32514, TEL (850)474-1001

Metals

Prep Batch: 640485

Lab Sample ID	Client Sample ID	Prep Type	Matrix	Method	Prep Batch
400-242673-1	MW-10R	Total/NA	Water	7470A	
400-242673-2	MW-09R	Total/NA	Water	7470A	
400-242673-3	MW-11R	Total/NA	Water	7470A	
400-242673-5	DUP-02	Total/NA	Water	7470A	
400-242673-6	FB-01	Total/NA	Water	7470A	
400-242673-7	EB-01	Total/NA	Water	7470A	
400-242673-8	MW-08R	Total/NA	Water	7470A	
400-242673-9	MW-13R	Total/NA	Water	7470A	
400-242673-10	DUP-03	Total/NA	Water	7470A	
MB 400-640485/14-A	Method Blank	Total/NA	Water	7470A	
LCS 400-640485/15-A	Lab Control Sample	Total/NA	Water	7470A	
400-242672-C-1-B MS	Matrix Spike	Total/NA	Water	7470A	
400-242672-C-1-C MSD	Matrix Spike Duplicate	Total/NA	Water	7470A	

Analysis Batch: 640640

Lab Sample ID	Client Sample ID	Prep Type	Matrix	Method	Prep Batch
400-242673-1	MW-10R	Total/NA	Water	7470A	640485
400-242673-2	MW-09R	Total/NA	Water	7470A	640485
400-242673-3	MW-11R	Total/NA	Water	7470A	640485
400-242673-5	DUP-02	Total/NA	Water	7470A	640485
400-242673-6	FB-01	Total/NA	Water	7470A	640485
400-242673-7	EB-01	Total/NA	Water	7470A	640485
400-242673-8	MW-08R	Total/NA	Water	7470A	640485
400-242673-9	MW-13R	Total/NA	Water	7470A	640485
400-242673-10	DUP-03	Total/NA	Water	7470A	640485
MB 400-640485/14-A	Method Blank	Total/NA	Water	7470A	640485
LCS 400-640485/15-A	Lab Control Sample	Total/NA	Water	7470A	640485
400-242672-C-1-B MS	Matrix Spike	Total/NA	Water	7470A	640485
400-242672-C-1-C MSD	Matrix Spike Duplicate	Total/NA	Water	7470A	640485

Prep Batch: 641188

Lab Sample ID	Client Sample ID	Prep Type	Matrix	Method	Prep Batch
400-242673-4	MW-14R	Total/NA	Water	7470A	
MB 400-641188/14-A	Method Blank	Total/NA	Water	7470A	
LCS 400-641188/15-A	Lab Control Sample	Total/NA	Water	7470A	
400-242673-4 MS	MW-14R	Total/NA	Water	7470A	
400-242673-4 MSD	MW-14R	Total/NA	Water	7470A	

Analysis Batch: 641277

Lab Sample ID	Client Sample ID	Prep Type	Matrix	Method	Prep Batch
400-242673-4	MW-14R	Total/NA	Water	7470A	641188
MB 400-641188/14-A	Method Blank	Total/NA	Water	7470A	641188
LCS 400-641188/15-A	Lab Control Sample	Total/NA	Water	7470A	641188
400-242673-4 MS	MW-14R	Total/NA	Water	7470A	641188
400-242673-4 MSD	MW-14R	Total/NA	Water	7470A	641188

Prep Batch: 642514

Lab Sample ID	Client Sample ID	Prep Type	Matrix	Method	Prep Batch
400-242673-1	MW-10R	Total Recoverable	Water	3005A	
400-242673-2	MW-09R	Total Recoverable	Water	3005A	
400-242673-3	MW-11R	Total Recoverable	Water	3005A	

Metals (Continued)

Prep Batch: 642514 (Continued)

Lab Sample ID	Client Sample ID	Prep Type	Matrix	Method	Prep Batch
400-242673-4	MW-14R	Total Recoverable	Water	3005A	
400-242673-5	DUP-02	Total Recoverable	Water	3005A	
400-242673-6	FB-01	Total Recoverable	Water	3005A	
400-242673-7	EB-01	Total Recoverable	Water	3005A	
400-242673-8	MW-08R	Total Recoverable	Water	3005A	
400-242673-9	MW-13R	Total Recoverable	Water	3005A	
400-242673-10	DUP-03	Total Recoverable	Water	3005A	
MB 400-642514/1-A ^5	Method Blank	Total Recoverable	Water	3005A	
LCS 400-642514/2-A ^5	Lab Control Sample	Total Recoverable	Water	3005A	
400-242673-1 MS	MW-10R	Total Recoverable	Water	3005A	
400-242673-1 MSD	MW-10R	Total Recoverable	Water	3005A	

Analysis Batch: 642873

Lab Sample ID	Client Sample ID	Prep Type	Matrix	Method	Prep Batch
400-242673-1	MW-10R	Total Recoverable	Water	6020B	642514
400-242673-2	MW-09R	Total Recoverable	Water	6020B	642514
400-242673-3	MW-11R	Total Recoverable	Water	6020B	642514
400-242673-4	MW-14R	Total Recoverable	Water	6020B	642514
400-242673-5	DUP-02	Total Recoverable	Water	6020B	642514
400-242673-6	FB-01	Total Recoverable	Water	6020B	642514
400-242673-7	EB-01	Total Recoverable	Water	6020B	642514
400-242673-8	MW-08R	Total Recoverable	Water	6020B	642514
400-242673-9	MW-13R	Total Recoverable	Water	6020B	642514
400-242673-10	DUP-03	Total Recoverable	Water	6020B	642514
400-242673-1 MS	MW-10R	Total Recoverable	Water	6020B	642514
400-242673-1 MSD	MW-10R	Total Recoverable	Water	6020B	642514

Analysis Batch: 642882

Lab Sample ID	Client Sample ID	Prep Type	Matrix	Method	Prep Batch
400-242673-1	MW-10R	Total Recoverable	Water	6020B	642514
400-242673-2	MW-09R	Total Recoverable	Water	6020B	642514
400-242673-3	MW-11R	Total Recoverable	Water	6020B	642514
400-242673-4	MW-14R	Total Recoverable	Water	6020B	642514
400-242673-5	DUP-02	Total Recoverable	Water	6020B	642514
400-242673-6	FB-01	Total Recoverable	Water	6020B	642514
400-242673-7	EB-01	Total Recoverable	Water	6020B	642514
400-242673-8	MW-08R	Total Recoverable	Water	6020B	642514
400-242673-9	MW-13R	Total Recoverable	Water	6020B	642514
400-242673-10	DUP-03	Total Recoverable	Water	6020B	642514
MB 400-642514/1-A ^5	Method Blank	Total Recoverable	Water	6020B	642514
LCS 400-642514/2-A ^5	Lab Control Sample	Total Recoverable	Water	6020B	642514

Analysis Batch: 643326

Lab Sample ID	Client Sample ID	Prep Type	Matrix	Method	Prep Batch
400-242673-1	MW-10R	Total Recoverable	Water	6020B	642514
400-242673-2	MW-09R	Total Recoverable	Water	6020B	642514
400-242673-3	MW-11R	Total Recoverable	Water	6020B	642514
400-242673-4	MW-14R	Total Recoverable	Water	6020B	642514
400-242673-5	DUP-02	Total Recoverable	Water	6020B	642514
400-242673-6	FB-01	Total Recoverable	Water	6020B	642514
400-242673-7	EB-01	Total Recoverable	Water	6020B	642514

Metals (Continued)

Analysis Batch: 643326 (Continued)

Lab Sample ID	Client Sample ID	Prep Type	Matrix	Method	Prep Batch
400-242673-8	MW-08R	Total Recoverable	Water	6020B	642514
400-242673-9	MW-13R	Total Recoverable	Water	6020B	642514
400-242673-10	DUP-03	Total Recoverable	Water	6020B	642514

Analysis Batch: 643438

Lab Sample ID	Client Sample ID	Prep Type	Matrix	Method	Prep Batch
LCS 400-642514/2-A ^5	Lab Control Sample	Total Recoverable	Water	6020B	642514

General Chemistry

Analysis Batch: 639249

Lab Sample ID	Client Sample ID	Prep Type	Matrix	Method	Prep Batch
400-242673-1	MW-10R	Total/NA	Water	SM 2540C	
400-242673-2	MW-09R	Total/NA	Water	SM 2540C	
400-242673-3	MW-11R	Total/NA	Water	SM 2540C	
400-242673-4	MW-14R	Total/NA	Water	SM 2540C	
400-242673-5	DUP-02	Total/NA	Water	SM 2540C	
400-242673-6	FB-01	Total/NA	Water	SM 2540C	
400-242673-7	EB-01	Total/NA	Water	SM 2540C	
MB 400-639249/1	Method Blank	Total/NA	Water	SM 2540C	
LCS 400-639249/2	Lab Control Sample	Total/NA	Water	SM 2540C	
400-242675-B-2 DU	Duplicate	Total/NA	Water	SM 2540C	
400-242710-E-1 DU	Duplicate	Total/NA	Water	SM 2540C	

Analysis Batch: 639285

Lab Sample ID	Client Sample ID	Prep Type	Matrix	Method	Prep Batch
400-242673-1	MW-10R	Total/NA	Water	SM 4500 F C	
400-242673-2	MW-09R	Total/NA	Water	SM 4500 F C	
400-242673-3	MW-11R	Total/NA	Water	SM 4500 F C	
400-242673-4	MW-14R	Total/NA	Water	SM 4500 F C	
400-242673-5	DUP-02	Total/NA	Water	SM 4500 F C	
400-242673-6	FB-01	Total/NA	Water	SM 4500 F C	
400-242673-7	EB-01	Total/NA	Water	SM 4500 F C	
MB 400-639285/10	Method Blank	Total/NA	Water	SM 4500 F C	
LCS 400-639285/12	Lab Control Sample	Total/NA	Water	SM 4500 F C	
MRL 400-639285/11	Lab Control Sample	Total/NA	Water	SM 4500 F C	
560-112323-F-1 MS	Matrix Spike	Total/NA	Water	SM 4500 F C	
560-112323-F-1 MSD	Matrix Spike Duplicate	Total/NA	Water	SM 4500 F C	
560-112302-A-1 DU	Duplicate	Total/NA	Water	SM 4500 F C	

Analysis Batch: 639622

Lab Sample ID	Client Sample ID	Prep Type	Matrix	Method	Prep Batch
400-242673-8	MW-08R	Total/NA	Water	SM 2540C	
400-242673-9	MW-13R	Total/NA	Water	SM 2540C	
400-242673-10	DUP-03	Total/NA	Water	SM 2540C	
MB 400-639622/1	Method Blank	Total/NA	Water	SM 2540C	
LCS 400-639622/2	Lab Control Sample	Total/NA	Water	SM 2540C	
400-242673-10 DU	DUP-03	Total/NA	Water	SM 2540C	

General Chemistry

Analysis Batch: 639700

Lab Sample ID	Client Sample ID	Prep Type	Matrix	Method	Prep Batch
400-242673-8	MW-08R	Total/NA	Water	SM 4500 F C	
400-242673-9	MW-13R	Total/NA	Water	SM 4500 F C	
400-242673-10	DUP-03	Total/NA	Water	SM 4500 F C	
MB 400-639700/10	Method Blank	Total/NA	Water	SM 4500 F C	
LCS 400-639700/12	Lab Control Sample	Total/NA	Water	SM 4500 F C	
MRL 400-639700/11	Lab Control Sample	Total/NA	Water	SM 4500 F C	
400-242880-B-1 MS	Matrix Spike	Total/NA	Water	SM 4500 F C	
400-242880-B-1 MSD	Matrix Spike Duplicate	Total/NA	Water	SM 4500 F C	
400-242672-B-4 DU	Duplicate	Total/NA	Water	SM 4500 F C	

Analysis Batch: 640388

Lab Sample ID	Client Sample ID	Prep Type	Matrix	Method	Prep Batch
400-242673-1	MW-10R	Total/NA	Water	SM 4500 Cl- E	
400-242673-2	MW-09R	Total/NA	Water	SM 4500 Cl- E	
400-242673-3	MW-11R	Total/NA	Water	SM 4500 Cl- E	
400-242673-4	MW-14R	Total/NA	Water	SM 4500 Cl- E	
400-242673-5	DUP-02	Total/NA	Water	SM 4500 Cl- E	
400-242673-6	FB-01	Total/NA	Water	SM 4500 Cl- E	
400-242673-7	EB-01	Total/NA	Water	SM 4500 Cl- E	
400-242673-8	MW-08R	Total/NA	Water	SM 4500 Cl- E	
400-242673-9	MW-13R	Total/NA	Water	SM 4500 Cl- E	
400-242673-10	DUP-03	Total/NA	Water	SM 4500 Cl- E	
MB 400-640388/13	Method Blank	Total/NA	Water	SM 4500 Cl- E	
LCS 400-640388/14	Lab Control Sample	Total/NA	Water	SM 4500 Cl- E	
MRL 400-640388/15	Lab Control Sample	Total/NA	Water	SM 4500 Cl- E	
400-241420-C-24 MS	Matrix Spike	Total/NA	Water	SM 4500 Cl- E	
400-241420-C-24 MSD	Matrix Spike Duplicate	Total/NA	Water	SM 4500 Cl- E	
400-243004-B-1 MS	Matrix Spike	Total/NA	Water	SM 4500 Cl- E	
400-243004-B-1 MSD	Matrix Spike Duplicate	Total/NA	Water	SM 4500 Cl- E	
400-243101-B-1 MS	Matrix Spike	Total/NA	Water	SM 4500 Cl- E	
400-243101-B-1 MSD	Matrix Spike Duplicate	Total/NA	Water	SM 4500 Cl- E	

Analysis Batch: 640429

Lab Sample ID	Client Sample ID	Prep Type	Matrix	Method	Prep Batch
400-242673-2	MW-09R	Total/NA	Water	SM 4500 SO4 E	
400-242673-3	MW-11R	Total/NA	Water	SM 4500 SO4 E	
400-242673-4	MW-14R	Total/NA	Water	SM 4500 SO4 E	
400-242673-5	DUP-02	Total/NA	Water	SM 4500 SO4 E	
400-242673-6	FB-01	Total/NA	Water	SM 4500 SO4 E	
400-242673-7	EB-01	Total/NA	Water	SM 4500 SO4 E	
400-242673-8	MW-08R	Total/NA	Water	SM 4500 SO4 E	
400-242673-9	MW-13R	Total/NA	Water	SM 4500 SO4 E	
400-242673-10	DUP-03	Total/NA	Water	SM 4500 SO4 E	
MB 400-640429/12	Method Blank	Total/NA	Water	SM 4500 SO4 E	
LCS 400-640429/13	Lab Control Sample	Total/NA	Water	SM 4500 SO4 E	
MRL 400-640429/14	Lab Control Sample	Total/NA	Water	SM 4500 SO4 E	
400-242673-7 MS	EB-01	Total/NA	Water	SM 4500 SO4 E	
400-242673-7 MSD	EB-01	Total/NA	Water	SM 4500 SO4 E	
400-242673-B-13 MS	Matrix Spike	Total/NA	Water	SM 4500 SO4 E	
400-242673-B-13 MSD	Matrix Spike Duplicate	Total/NA	Water	SM 4500 SO4 E	

QC Association Summary

Client: Florida Power and Light
Project/Site: CCR Smith Plant

Job ID: 400-242673-1

General Chemistry

Analysis Batch: 640903

Lab Sample ID	Client Sample ID	Prep Type	Matrix	Method	Prep Batch
400-242673-1	MW-10R	Total/NA	Water	SM 4500 SO4 E	
400-243199-D-3 MSD	Matrix Spike Duplicate	Total/NA	Water	SM 4500 SO4 E	

Analysis Batch: 648238

Lab Sample ID	Client Sample ID	Prep Type	Matrix	Method	Prep Batch
400-242673-4	MW-14R	Total/NA	Water	SM 4500 SO4 E	
MB 400-648238/16	Method Blank	Total/NA	Water	SM 4500 SO4 E	
LCS 400-648238/17	Lab Control Sample	Total/NA	Water	SM 4500 SO4 E	
MRL 400-648238/54	Lab Control Sample	Total/NA	Water	SM 4500 SO4 E	
400-245390-A-9 MS	Matrix Spike	Total/NA	Water	SM 4500 SO4 E	
400-245390-A-9 MSD	Matrix Spike Duplicate	Total/NA	Water	SM 4500 SO4 E	

Field Service / Mobile Lab

Analysis Batch: 645010

Lab Sample ID	Client Sample ID	Prep Type	Matrix	Method	Prep Batch
400-242673-1	MW-10R	Total/NA	Water	Field Sampling	
400-242673-2	MW-09R	Total/NA	Water	Field Sampling	
400-242673-3	MW-11R	Total/NA	Water	Field Sampling	
400-242673-4	MW-14R	Total/NA	Water	Field Sampling	
400-242673-6	FB-01	Total/NA	Water	Field Sampling	
400-242673-7	EB-01	Total/NA	Water	Field Sampling	
400-242673-8	MW-08R	Total/NA	Water	Field Sampling	
400-242673-9	MW-13R	Total/NA	Water	Field Sampling	

Method: 6020B - Metals (ICP/MS)

Lab Sample ID: MB 400-642514/1-A ^5
Matrix: Water
Analysis Batch: 642882

Client Sample ID: Method Blank
Prep Type: Total Recoverable
Prep Batch: 642514

Analyte	MB Result	MB Qualifier	PQL	MDL	Unit	D	Prepared	Analyzed	Dil Fac
Antimony	0.00050	U	0.0025	0.00050	mg/L		09/25/23 12:28	09/27/23 00:14	5
Arsenic	0.0012	U	0.0013	0.0012	mg/L		09/25/23 12:28	09/27/23 00:14	5
Barium	0.0018	U	0.0025	0.0018	mg/L		09/25/23 12:28	09/27/23 00:14	5
Beryllium	0.00028	U	0.0025	0.00028	mg/L		09/25/23 12:28	09/27/23 00:14	5
Boron	0.029	U	0.050	0.029	mg/L		09/25/23 12:28	09/27/23 00:14	5
Cadmium	0.00065	U	0.0025	0.00065	mg/L		09/25/23 12:28	09/27/23 00:14	5
Calcium	0.13	U	0.25	0.13	mg/L		09/25/23 12:28	09/27/23 00:14	5
Chromium	0.0021	U	0.0025	0.0021	mg/L		09/25/23 12:28	09/27/23 00:14	5
Cobalt	0.00056	U	0.0025	0.00056	mg/L		09/25/23 12:28	09/27/23 00:14	5
Lead	0.00081	U	0.0013	0.00081	mg/L		09/25/23 12:28	09/27/23 00:14	5
Lithium	0.0049	U	0.0050	0.0049	mg/L		09/25/23 12:28	09/27/23 00:14	5
Molybdenum	0.00046	U	0.015	0.00046	mg/L		09/25/23 12:28	09/27/23 00:14	5
Selenium	0.00082	U	0.0013	0.00082	mg/L		09/25/23 12:28	09/27/23 00:14	5
Thallium	0.00011	U	0.00050	0.00011	mg/L		09/25/23 12:28	09/27/23 00:14	5

Lab Sample ID: LCS 400-642514/2-A ^5
Matrix: Water
Analysis Batch: 642882

Client Sample ID: Lab Control Sample
Prep Type: Total Recoverable
Prep Batch: 642514

Analyte	Spike Added	LCS Result	LCS Qualifier	Unit	D	%Rec	%Rec Limits
Antimony	0.0500	0.0526		mg/L		105	80 - 120
Arsenic	0.0500	0.0496		mg/L		99	80 - 120
Beryllium	0.0500	0.0493		mg/L		99	80 - 120
Cadmium	0.0500	0.0506		mg/L		101	80 - 120
Calcium	5.00	5.05		mg/L		101	80 - 120
Chromium	0.0500	0.0514		mg/L		103	80 - 120
Cobalt	0.0500	0.0503		mg/L		101	80 - 120
Lead	0.0500	0.0509		mg/L		102	80 - 120
Lithium	0.0500	0.0469		mg/L		94	80 - 120
Molybdenum	0.0500	0.0534		mg/L		107	80 - 120
Selenium	0.0500	0.0594		mg/L		119	80 - 120
Thallium	0.0100	0.00982		mg/L		98	80 - 120

Lab Sample ID: LCS 400-642514/2-A ^5
Matrix: Water
Analysis Batch: 643438

Client Sample ID: Lab Control Sample
Prep Type: Total Recoverable
Prep Batch: 642514

Analyte	Spike Added	LCS Result	LCS Qualifier	Unit	D	%Rec	%Rec Limits
Barium	0.0500	0.0549		mg/L		110	80 - 120
Boron	0.100	0.111		mg/L		111	80 - 120

Lab Sample ID: 400-242673-1 MS
Matrix: Water
Analysis Batch: 642873

Client Sample ID: MW-10R
Prep Type: Total Recoverable
Prep Batch: 642514

Analyte	Sample Result	Sample Qualifier	Spike Added	MS Result	MS Qualifier	Unit	D	%Rec	%Rec Limits
Antimony	0.00050	U	0.0500	0.0547		mg/L		109	75 - 125
Arsenic	0.0012	U	0.0500	0.0520		mg/L		104	75 - 125
Barium	0.085	J3	0.0500	0.141		mg/L		112	75 - 125

Method: 6020B - Metals (ICP/MS) (Continued)

Lab Sample ID: 400-242673-1 MS
Matrix: Water
Analysis Batch: 642873

Client Sample ID: MW-10R
Prep Type: Total Recoverable
Prep Batch: 642514

Analyte	Sample Result	Sample Qualifier	Spike Added	MS Result	MS Qualifier	Unit	D	%Rec	%Rec Limits
Beryllium	0.00028	U	0.0500	0.0510		mg/L		102	75 - 125
Boron	8.6	L J3	0.100	9.51	L J3	mg/L		890	75 - 125
Cadmium	0.00065	U	0.0500	0.0516		mg/L		103	75 - 125
Calcium	530	L	5.00	583	L J3	mg/L		1018	75 - 125
Chromium	0.0080		0.0500	0.0630		mg/L		110	75 - 125
Cobalt	0.00056	U	0.0500	0.0493		mg/L		99	75 - 125
Lead	0.00081	U	0.0500	0.0523		mg/L		105	75 - 125
Lithium	0.012		0.0500	0.0622		mg/L		100	75 - 125
Molybdenum	0.00046	U	0.0500	0.0538		mg/L		108	75 - 125
Selenium	0.0011	I	0.0500	0.0467		mg/L		91	75 - 125
Thallium	0.00011	U	0.0100	0.0101		mg/L		101	75 - 125

Lab Sample ID: 400-242673-1 MSD
Matrix: Water
Analysis Batch: 642873

Client Sample ID: MW-10R
Prep Type: Total Recoverable
Prep Batch: 642514

Analyte	Sample Result	Sample Qualifier	Spike Added	MSD Result	MSD Qualifier	Unit	D	%Rec	%Rec Limits	RPD	RPD Limit
Antimony	0.00050	U	0.0500	0.0546		mg/L		109	75 - 125	0	20
Arsenic	0.0012	U	0.0500	0.0517		mg/L		103	75 - 125	1	20
Barium	0.085	J3	0.0500	0.146		mg/L		121	75 - 125	3	20
Beryllium	0.00028	U	0.0500	0.0507		mg/L		101	75 - 125	1	20
Boron	8.6	L J3	0.100	9.48	L J3	mg/L		862	75 - 125	0	20
Cadmium	0.00065	U	0.0500	0.0500		mg/L		100	75 - 125	3	20
Calcium	530	L	5.00	573	L J3	mg/L		807	75 - 125	2	20
Chromium	0.0080		0.0500	0.0612		mg/L		106	75 - 125	3	20
Cobalt	0.00056	U	0.0500	0.0495		mg/L		99	75 - 125	0	20
Lead	0.00081	U	0.0500	0.0503		mg/L		101	75 - 125	4	20
Lithium	0.012		0.0500	0.0594		mg/L		94	75 - 125	5	20
Molybdenum	0.00046	U	0.0500	0.0506		mg/L		101	75 - 125	6	20
Selenium	0.0011	I	0.0500	0.0387		mg/L		75	75 - 125	19	20
Thallium	0.00011	U	0.0100	0.00980		mg/L		98	75 - 125	3	20

Method: 7470A - Mercury (CVAA)

Lab Sample ID: MB 400-640485/14-A
Matrix: Water
Analysis Batch: 640640

Client Sample ID: Method Blank
Prep Type: Total/NA
Prep Batch: 640485

Analyte	MB Result	MB Qualifier	PQL	MDL	Unit	D	Prepared	Analyzed	Dil Fac
Mercury	0.00015	U	0.00020	0.00015	mg/L		09/11/23 10:55	09/11/23 17:50	1

Lab Sample ID: LCS 400-640485/15-A
Matrix: Water
Analysis Batch: 640640

Client Sample ID: Lab Control Sample
Prep Type: Total/NA
Prep Batch: 640485

Analyte	Spike Added	LCS Result	LCS Qualifier	Unit	D	%Rec	%Rec Limits
Mercury	0.00100	0.00113		mg/L		113	80 - 120

Method: 7470A - Mercury (CVAA) (Continued)

Lab Sample ID: 400-242672-C-1-B MS
Matrix: Water
Analysis Batch: 640640

Client Sample ID: Matrix Spike
Prep Type: Total/NA
Prep Batch: 640485

Analyte	Sample Result	Sample Qualifier	Spike Added	MS Result	MS Qualifier	Unit	D	%Rec	%Rec Limits
Mercury	0.00015	U	0.00200	0.00216		mg/L		108	80 - 120

Lab Sample ID: 400-242672-C-1-C MSD
Matrix: Water
Analysis Batch: 640640

Client Sample ID: Matrix Spike Duplicate
Prep Type: Total/NA
Prep Batch: 640485

Analyte	Sample Result	Sample Qualifier	Spike Added	MSD Result	MSD Qualifier	Unit	D	%Rec	%Rec Limits	RPD	RPD Limit
Mercury	0.00015	U	0.00200	0.00215		mg/L		108	80 - 120	0	20

Lab Sample ID: MB 400-641188/14-A
Matrix: Water
Analysis Batch: 641277

Client Sample ID: Method Blank
Prep Type: Total/NA
Prep Batch: 641188

Analyte	MB Result	MB Qualifier	PQL	MDL	Unit	D	Prepared	Analyzed	Dil Fac
Mercury	0.00015	U	0.00020	0.00015	mg/L		09/15/23 10:12	09/15/23 15:12	1

Lab Sample ID: LCS 400-641188/15-A
Matrix: Water
Analysis Batch: 641277

Client Sample ID: Lab Control Sample
Prep Type: Total/NA
Prep Batch: 641188

Analyte	Spike Added	LCS Result	LCS Qualifier	Unit	D	%Rec	%Rec Limits
Mercury	0.00100	0.000930		mg/L		93	80 - 120

Lab Sample ID: 400-242673-4 MS
Matrix: Water
Analysis Batch: 641277

Client Sample ID: MW-14R
Prep Type: Total/NA
Prep Batch: 641188

Analyte	Sample Result	Sample Qualifier	Spike Added	MS Result	MS Qualifier	Unit	D	%Rec	%Rec Limits
Mercury	0.00015	U	0.00200	0.00183		mg/L		92	80 - 120

Lab Sample ID: 400-242673-4 MSD
Matrix: Water
Analysis Batch: 641277

Client Sample ID: MW-14R
Prep Type: Total/NA
Prep Batch: 641188

Analyte	Sample Result	Sample Qualifier	Spike Added	MSD Result	MSD Qualifier	Unit	D	%Rec	%Rec Limits	RPD	RPD Limit
Mercury	0.00015	U	0.00200	0.00181		mg/L		91	80 - 120	1	20

Method: SM 2540C - Solids, Total Dissolved (TDS)

Lab Sample ID: MB 400-639249/1
Matrix: Water
Analysis Batch: 639249

Client Sample ID: Method Blank
Prep Type: Total/NA

Analyte	MB Result	MB Qualifier	PQL	MDL	Unit	D	Prepared	Analyzed	Dil Fac
Total Dissolved Solids	5.0	U	5.0	5.0	mg/L			08/31/23 06:35	1

Method: SM 2540C - Solids, Total Dissolved (TDS) (Continued)

Lab Sample ID: LCS 400-639249/2
Matrix: Water
Analysis Batch: 639249

Client Sample ID: Lab Control Sample
Prep Type: Total/NA

Analyte			Spike Added	LCS Result	LCS Qualifier	Unit	D	%Rec	%Rec Limits		
Total Dissolved Solids			293	292		mg/L		100	78 - 122		

Lab Sample ID: 400-242675-B-2 DU
Matrix: Water
Analysis Batch: 639249

Client Sample ID: Duplicate
Prep Type: Total/NA

Analyte	Sample Result	Sample Qualifier		DU Result	DU Qualifier	Unit	D			RPD	RPD Limit
Total Dissolved Solids	56			56.0		mg/L				0	5

Lab Sample ID: 400-242710-E-1 DU
Matrix: Water
Analysis Batch: 639249

Client Sample ID: Duplicate
Prep Type: Total/NA

Analyte	Sample Result	Sample Qualifier		DU Result	DU Qualifier	Unit	D			RPD	RPD Limit
Total Dissolved Solids	100			100		mg/L				0	5

Lab Sample ID: MB 400-639622/1
Matrix: Water
Analysis Batch: 639622

Client Sample ID: Method Blank
Prep Type: Total/NA

Analyte	MB Result	MB Qualifier	PQL	MDL	Unit	D	Prepared	Analyzed	Dil Fac
Total Dissolved Solids	5.0	U	5.0	5.0	mg/L			09/03/23 15:48	1

Lab Sample ID: LCS 400-639622/2
Matrix: Water
Analysis Batch: 639622

Client Sample ID: Lab Control Sample
Prep Type: Total/NA

Analyte			Spike Added	LCS Result	LCS Qualifier	Unit	D	%Rec	%Rec Limits		
Total Dissolved Solids			293	280		mg/L		96	78 - 122		

Lab Sample ID: 400-242673-10 DU
Matrix: Water
Analysis Batch: 639622

Client Sample ID: DUP-03
Prep Type: Total/NA

Analyte	Sample Result	Sample Qualifier		DU Result	DU Qualifier	Unit	D			RPD	RPD Limit
Total Dissolved Solids	5400			5360		mg/L				0	5

Method: SM 4500 Cl- E - Chloride, Total

Lab Sample ID: MB 400-640388/13
Matrix: Water
Analysis Batch: 640388

Client Sample ID: Method Blank
Prep Type: Total/NA

Analyte	MB Result	MB Qualifier	PQL	MDL	Unit	D	Prepared	Analyzed	Dil Fac
Chloride	1.4	U	2.0	1.4	mg/L			09/08/23 18:03	1

Method: SM 4500 Cl- E - Chloride, Total (Continued)

Lab Sample ID: LCS 400-640388/14
Matrix: Water
Analysis Batch: 640388

Client Sample ID: Lab Control Sample
Prep Type: Total/NA

Analyte			Spike Added	LCS Result	LCS Qualifier	Unit	D	%Rec	%Rec Limits		
Chloride			50.0	48.9		mg/L		98	90 - 110		

Lab Sample ID: 400-241420-C-24 MS
Matrix: Water
Analysis Batch: 640388

Client Sample ID: Matrix Spike
Prep Type: Total/NA

Analyte	Sample Result	Sample Qualifier	Spike Added	MS Result	MS Qualifier	Unit	D	%Rec	%Rec Limits		
Chloride	20		10.0	30.4		mg/L		103	73 - 120		

Lab Sample ID: 400-241420-C-24 MSD
Matrix: Water
Analysis Batch: 640388

Client Sample ID: Matrix Spike Duplicate
Prep Type: Total/NA

Analyte	Sample Result	Sample Qualifier	Spike Added	MSD Result	MSD Qualifier	Unit	D	%Rec	%Rec Limits	RPD	RPD Limit
Chloride	20		10.0	29.7		mg/L		97	73 - 120	2	8

Lab Sample ID: 400-243004-B-1 MS
Matrix: Water
Analysis Batch: 640388

Client Sample ID: Matrix Spike
Prep Type: Total/NA

Analyte	Sample Result	Sample Qualifier	Spike Added	MS Result	MS Qualifier	Unit	D	%Rec	%Rec Limits		
Chloride	890		100	900	J3	mg/L		6	73 - 120		

Lab Sample ID: 400-243004-B-1 MSD
Matrix: Water
Analysis Batch: 640388

Client Sample ID: Matrix Spike Duplicate
Prep Type: Total/NA

Analyte	Sample Result	Sample Qualifier	Spike Added	MSD Result	MSD Qualifier	Unit	D	%Rec	%Rec Limits	RPD	RPD Limit
Chloride	890		100	899	J3	mg/L		6	73 - 120	0	8

Lab Sample ID: 400-243101-B-1 MS
Matrix: Water
Analysis Batch: 640388

Client Sample ID: Matrix Spike
Prep Type: Total/NA

Analyte	Sample Result	Sample Qualifier	Spike Added	MS Result	MS Qualifier	Unit	D	%Rec	%Rec Limits		
Chloride	300		100	311	J3	mg/L		8	73 - 120		

Lab Sample ID: 400-243101-B-1 MSD
Matrix: Water
Analysis Batch: 640388

Client Sample ID: Matrix Spike Duplicate
Prep Type: Total/NA

Analyte	Sample Result	Sample Qualifier	Spike Added	MSD Result	MSD Qualifier	Unit	D	%Rec	%Rec Limits	RPD	RPD Limit
Chloride	300		100	312	J3	mg/L		8	73 - 120	0	8

Method: SM 4500 F C - Fluoride

Lab Sample ID: MB 400-639285/10
Matrix: Water
Analysis Batch: 639285

Client Sample ID: Method Blank
Prep Type: Total/NA

Analyte	MB Result	MB Qualifier	PQL	MDL	Unit	D	Prepared	Analyzed	Dil Fac
Fluoride	0.070	U	0.10	0.070	mg/L			08/31/23 10:12	1

Lab Sample ID: LCS 400-639285/12
Matrix: Water
Analysis Batch: 639285

Client Sample ID: Lab Control Sample
Prep Type: Total/NA

Analyte			Spike Added	LCS Result	LCS Qualifier	Unit	D	%Rec	%Rec Limits		
Fluoride			5.00	4.72		mg/L		94	90 - 110		

Lab Sample ID: MRL 400-639285/11
Matrix: Water
Analysis Batch: 639285

Client Sample ID: Lab Control Sample
Prep Type: Total/NA

Analyte			Spike Added	MRL Result	MRL Qualifier	Unit	D	%Rec	%Rec Limits		
Fluoride			0.100	0.0950	I	mg/L		95			

Lab Sample ID: 560-112323-F-1 MS
Matrix: Water
Analysis Batch: 639285

Client Sample ID: Matrix Spike
Prep Type: Total/NA

Analyte	Sample Result	Sample Qualifier	Spike Added	MS Result	MS Qualifier	Unit	D	%Rec	%Rec Limits		
Fluoride	0.17		0.100	0.290		mg/L		124	75 - 125		

Lab Sample ID: 560-112323-F-1 MSD
Matrix: Water
Analysis Batch: 639285

Client Sample ID: Matrix Spike Duplicate
Prep Type: Total/NA

Analyte	Sample Result	Sample Qualifier	Spike Added	MSD Result	MSD Qualifier	Unit	D	%Rec	%Rec Limits	RPD	RPD Limit
Fluoride	0.17		0.100	0.290		mg/L		124	75 - 125	0	4

Lab Sample ID: 560-112302-A-1 DU
Matrix: Water
Analysis Batch: 639285

Client Sample ID: Duplicate
Prep Type: Total/NA

Analyte	Sample Result	Sample Qualifier		DU Result	DU Qualifier	Unit	D			RPD	RPD Limit
Fluoride	2.7			2.81		mg/L				4	4

Lab Sample ID: MB 400-639700/10
Matrix: Water
Analysis Batch: 639700

Client Sample ID: Method Blank
Prep Type: Total/NA

Analyte	MB Result	MB Qualifier	PQL	MDL	Unit	D	Prepared	Analyzed	Dil Fac
Fluoride	0.070	U	0.10	0.070	mg/L			09/05/23 10:43	1

Lab Sample ID: LCS 400-639700/12
Matrix: Water
Analysis Batch: 639700

Client Sample ID: Lab Control Sample
Prep Type: Total/NA

Analyte			Spike Added	LCS Result	LCS Qualifier	Unit	D	%Rec	%Rec Limits		
Fluoride			5.00	4.91		mg/L		98	90 - 110		

Method: SM 4500 F C - Fluoride

Lab Sample ID: MRL 400-639700/11
Matrix: Water
Analysis Batch: 639700

Client Sample ID: Lab Control Sample
Prep Type: Total/NA

Analyte			Spike Added	MRL Result	MRL Qualifier	Unit	D	%Rec	%Rec Limits		
Fluoride			0.100	0.103		mg/L		103			

Lab Sample ID: 400-242880-B-1 MS
Matrix: Water
Analysis Batch: 639700

Client Sample ID: Matrix Spike
Prep Type: Total/NA

Analyte	Sample Result	Sample Qualifier	Spike Added	MS Result	MS Qualifier	Unit	D	%Rec	%Rec Limits		
Fluoride	0.070	U	0.100	0.121		mg/L		121	75 - 125		

Lab Sample ID: 400-242880-B-1 MSD
Matrix: Water
Analysis Batch: 639700

Client Sample ID: Matrix Spike Duplicate
Prep Type: Total/NA

Analyte	Sample Result	Sample Qualifier	Spike Added	MSD Result	MSD Qualifier	Unit	D	%Rec	%Rec Limits	RPD	RPD Limit
Fluoride	0.070	U	0.100	0.121		mg/L		121	75 - 125	0	4

Lab Sample ID: 400-242672-B-4 DU
Matrix: Water
Analysis Batch: 639700

Client Sample ID: Duplicate
Prep Type: Total/NA

Analyte	Sample Result	Sample Qualifier		DU Result	DU Qualifier	Unit	D			RPD	RPD Limit
Fluoride	0.070	U		0.070	U	mg/L				NC	4

Method: SM 4500 SO4 E - Sulfate, Total

Lab Sample ID: MB 400-640429/12
Matrix: Water
Analysis Batch: 640429

Client Sample ID: Method Blank
Prep Type: Total/NA

Analyte	MB Result	MB Qualifier	PQL	MDL	Unit	D	Prepared	Analyzed	Dil Fac
Sulfate	1.4	U	5.0	1.4	mg/L			09/09/23 16:50	1

Lab Sample ID: LCS 400-640429/13
Matrix: Water
Analysis Batch: 640429

Client Sample ID: Lab Control Sample
Prep Type: Total/NA

Analyte			Spike Added	LCS Result	LCS Qualifier	Unit	D	%Rec	%Rec Limits		
Sulfate			15.0	15.3		mg/L		102	90 - 110		

Lab Sample ID: 400-242673-7 MS
Matrix: Water
Analysis Batch: 640429

Client Sample ID: EB-01
Prep Type: Total/NA

Analyte	Sample Result	Sample Qualifier	Spike Added	MS Result	MS Qualifier	Unit	D	%Rec	%Rec Limits		
Sulfate	1.4	U	10.0	9.25		mg/L		92	77 - 128		

Method: SM 4500 SO4 E - Sulfate, Total (Continued)

Lab Sample ID: 400-242673-7 MSD
Matrix: Water
Analysis Batch: 640429

Client Sample ID: EB-01
Prep Type: Total/NA

Analyte	Sample Result	Sample Qualifier	Spike Added	MSD Result	MSD Qualifier	Unit	D	%Rec	%Rec Limits	RPD	RPD Limit
Sulfate	1.4	U	10.0	9.26		mg/L		93	77 - 128	0	5

Lab Sample ID: 400-242673-B-13 MS
Matrix: Water
Analysis Batch: 640429

Client Sample ID: Matrix Spike
Prep Type: Total/NA

Analyte	Sample Result	Sample Qualifier	Spike Added	MS Result	MS Qualifier	Unit	D	%Rec	%Rec Limits
Sulfate	1100		10.0	1.4	U J3	mg/L		0	77 - 128

Lab Sample ID: 400-242673-B-13 MSD
Matrix: Water
Analysis Batch: 640429

Client Sample ID: Matrix Spike Duplicate
Prep Type: Total/NA

Analyte	Sample Result	Sample Qualifier	Spike Added	MSD Result	MSD Qualifier	Unit	D	%Rec	%Rec Limits	RPD	RPD Limit
Sulfate	1100		10.0	1.4	U J3	mg/L		0	77 - 128	NC	5

Lab Sample ID: 400-243199-D-3 MSD
Matrix: Water
Analysis Batch: 640903

Client Sample ID: Matrix Spike Duplicate
Prep Type: Total/NA

Analyte	Sample Result	Sample Qualifier	Spike Added	MSD Result	MSD Qualifier	Unit	D	%Rec	%Rec Limits	RPD	RPD Limit
Sulfate	13		10.0	12.0	J3	mg/L		-9	77 - 128	5	5

Lab Sample ID: MB 400-648238/16
Matrix: Water
Analysis Batch: 648238

Client Sample ID: Method Blank
Prep Type: Total/NA

Analyte	MB Result	MB Qualifier	PQL	MDL	Unit	D	Prepared	Analyzed	Dil Fac
Sulfate	1.4	U	5.0	1.4	mg/L			11/01/23 12:12	1

Lab Sample ID: LCS 400-648238/17
Matrix: Water
Analysis Batch: 648238

Client Sample ID: Lab Control Sample
Prep Type: Total/NA

Analyte	Spike Added	LCS Result	LCS Qualifier	Unit	D	%Rec	%Rec Limits
Sulfate	15.0	15.2		mg/L		101	90 - 110

Lab Sample ID: MRL 400-648238/54
Matrix: Water
Analysis Batch: 648238

Client Sample ID: Lab Control Sample
Prep Type: Total/NA

Analyte	Spike Added	MRL Result	MRL Qualifier	Unit	D	%Rec	%Rec Limits
Sulfate	5.00	4.22	I	mg/L		84	50 - 150

Lab Sample ID: 400-245390-A-9 MS
Matrix: Water
Analysis Batch: 648238

Client Sample ID: Matrix Spike
Prep Type: Total/NA

Analyte	Sample Result	Sample Qualifier	Spike Added	MS Result	MS Qualifier	Unit	D	%Rec	%Rec Limits
Sulfate	1.4	U	10.0	9.29		mg/L		93	77 - 128

Client: Florida Power and Light
Project/Site: CCR Smith Plant

Job ID: 400-242673-1

Method: SM 4500 SO4 E - Sulfate, Total

Lab Sample ID: 400-245390-A-9 MSD
Matrix: Water
Analysis Batch: 648238

Client Sample ID: Matrix Spike Duplicate
Prep Type: Total/NA

Analyte	Sample Result	Sample Qualifier	Spike Added	MSD Result	MSD Qualifier	Unit	D	%Rec	%Rec Limits	RPD	RPD Limit
Sulfate	1.4	U	10.0	7.97	J3	mg/L		80	77 - 128	15	5

Eurofins Pensacola
3355 McLemore Drive
Pensacola, FL 32514
Phone: 850-474-1001 Fax: 850-478-2671

Chain of Custody Record

eurofins | Environment Testing

Client Information	Sampler: Rick Hagendorfer / TODD Vorejs	Lab PM: Whitmire, Cheyenne R	Carrier:	400-242673 COC	COC No: 400-122637-29464.1
Client Contact: Barry Evans	Phone: 850-336-0192	E-Mail: Cheyenne.Whitmire@et.eurofinsus.com	State of:		Page: Page 1 of 1
Company: Florida Power and Light	PWSID:				Job #:
Address: BIN 731 One Energy Place	Due Date Requested:				
City: Pensacola	TAT Requested (days):				
State, Zip: FL, 32520	Compliance Project: Δ Yes Δ No				
Phone: 850-444-6427(Tel)	PO #: 2000441641				
Email: Barry.Evans@nexteraenergy.com	WO #: 3000004117				
Project Name: CCR Smith Plant	Project #: 40006609				
Site: Florida	SSOW#:				

Analysis Requested

Preservation Codes:
A - HCL, B - NaOH, C - Zn Acetate, D - Nitric Acid, E - NaHSO4, F - MeOH, G - Amchlor, H - Ascorbic Acid, I - Ice, J - DI Water, K - EDTA, L - EDA, M - Hexane, N - None, O - AsNaO2, P - Na2O4S, Q - Na2SO3, R - Na2S2O3, S - H2SO4, T - TSP Dodecahydrate, U - Acetone, V - MCAA, W - pH 4-5, Y - Trizma, Z - other (specify)
Other:

Sample Identification	Sample Date	Sample Time	Sample Type (C=comp, G=grab)	Matrix (W=water, S=solid, O=waste/oil, BT=Tissue, A=Air)	Field Filtered Sample (Yes or No)	4500_F_C - Fluoride	6020, 7470A	2540C - TDS	SM4500_SO4_E - Sulfate	9315_Ra226, 9320_Ra228, Ra226Ra228_GFPC	SM4500_Cl_E - Chloride	FieldSampling - Field Sampling Parameters	Total Number of containers	Special Instructions/Note:
			Preservation Code:			N	D	N	N	D	N	N		
MW-08R				Water										No Sample collected
MW-10R	8-29-23	1150	G	Water	NO	X	X	X	X	X	X	X		
MW-13R				Water										No Sample collected
MW-09R	8-29-23	1416	G	Water	NO	X	X	X	X	X	X	X		
MW-11R	8-28-23	1815	G	Water	NO	X	X	X	X	X	X	X		
MW-14R	8-29-23	1658	G	Water	NO	X	X	X	X	X	X	X		
DUP-02	8-29-23	1050	G	Water	NO	X	X	X	X	X	X	X		
FB-01	8-29-23	1440	G	Water	NO	X	X	X	X	X	X	X		
EB-01	8-29-23	1444	G	Water	NO	X	X	X	X	X	X	X		

Possible Hazard Identification
☐ Non-Hazard ☐ Flammable ☐ Skin Irritant ☐ Poison B ☐ Unknown ☐ Radiological

Sample Disposal (A fee may be assessed if samples are retained longer than 1 month)
☐ Return To Client ☐ Disposal By Lab ☐ Archive For _____ Months

Deliverable Requested: I, II, III, IV, Other (specify): Level II Reports and Associated EDDs

Special Instructions/QC Requirements:

Empty Kit Relinquished by.	Date	Time:	Method of Shipment:

	Relinquished by	Date/Time	Company	Received by	Date/Time	Company
1	[signature]	8-30-23 0810	RDH ENV.	Kirsten Hagendorfer	8-30-23 0810	RDH ENV.
2	Kirsten Hagendorfer	8/30/23 1033	RDH	[signature]	8/30/23 1033	ECS
3						

Custody Seals Intact: Δ Yes Δ No
Custody Seal No.:
Cooler Temperature(s) °C and Other Remarks: 4.2, 3.6, 2.8, 2.9 IR8

Ver: 06/08/2021

Eurofins Pensacola
3355 McLemore Drive
Pensacola, FL 32514
Phone: 850-474-1001 Fax: 850-478-2671

Chain of Custody Record

eurofins | Environment Testing

Client Information	Sampler: Rick Hagendorfer	Lab PM: Whitmire, Cheyenne R	Carrier Tracking No(s):	COC No: 400-122637-29464.1
Client Contact: Barry Evans	Phone: 850-336-0192	E-Mail: Cheyenne.Whitmire@et eurofinsus.com	State of Origin:	Page: Page 1 of 1
Company: Florida Power and Light	PWSID:	Analysis Requested		Job #:
Address: BIN 731 One Energy Place	Due Date Requested:			Preservation Codes: A - HCL, B - NaOH, C - Zn Acetate, D - Nitric Acid, E - NaHSO4, F - MeOH, G - Amchlor, H - Ascorbic Acid, I - Ice, J - DI Water, K - EDTA, L - EDA, M - Hexane, N - None, O - AsNaO2, P - Na2O4S, Q - Na2SO3, R - Na2S2O3, S - H2SO4, T - TSP Dodecahydrate, U - Acetone, V - MCAA, W - pH 4-5, Y - Tnzma, Z - other (specify)
City: Pensacola	TAT Requested (days):			
State, Zip: FL, 32520	Compliance Project: Δ Yes Δ No			
Phone: 850-444-6427(Tel)	PO #: 2000441641			
Email: Barry.Evans@nexteraenergy.com	WO #: 3000004117			
Project Name: CCR Smith Plant Downgradient	Project #: 40006609			
Site: Florida	SSOW#:			Other:

400-242673 COC

Sample Identification	Sample Date	Sample Time	Sample Type (C=comp, G=grab)	Matrix (W=water, S=solid, O=waste/oil, BT=Tissue, A=Air)	Field Filtered Sample (Yes or No)	Perform MS/MSD (Yes or No)	4500_F_C - Fluoride	6020, 7470A	2540C - TDS	SM4500_SO4_E - Sulfate	9315_Ra226, 9320_Ra228, Ra226Ra228_GFPC	SM4500_Cl_E - Chloride	FieldSampling - Field Sampling Parameters	Total Number of containers	Special Instructions/Note:
			Preservation Code:				N	D	N	N	D	N	N		
MW-08R	8-31-23	1028	G	Water	NO		X	X	X	X	X	X	X	3	
~~MW-10R~~ RDH 9-1-23				Water											
MW-13R	8-31-23	1336	G	Water	NO		X	X	X	X	X	X	X	3	
~~MW-09R~~ RDH 9-1-23				Water											
~~MW-11R~~ RDH 9-1-23				Water											
~~MW-14R~~ RDH 9-1-23				Water											
DUP-03	8-31-23	0928	G	Water	NO		X	X	X	X	X	X	X	3	
				Water											

Possible Hazard Identification
☐ Non-Hazard ☐ Flammable ☐ Skin Irritant ☐ Poison B ☐ Unknown ☐ Radiological

Sample Disposal (A fee may be assessed if samples are retained longer than 1 month)
☐ Return To Client ☐ Disposal By Lab ☐ Archive For _____ Months

Deliverable Requested: I, II, III, IV, Other (specify) Level II Reports and Associated EDDs

Special Instructions/QC Requirements:

Empty Kit Relinquished by:	Date:	Time:	Method of Shipment:

Relinquished by	Date/Time	Company	Received by	Date/Time	Company
	9-1-23 1047	RDHENV		9-1-23 1047	RDHENV
Relinquished by	Date/Time	Company	Received by	Date/Time	Company
	9-1-23 1145	RDHENV		9/1/23 1145	EES
Relinquished by	Date/Time	Company	Received by	Date/Time	Company

Custody Seals Intact: Δ Yes Δ No	Custody Seal No.:	Cooler Temperature(s) °C and Other Remarks: 1.7°C IR8

Ver: 06/08/2021

Login Sample Receipt Checklist

Client: Florida Power and Light

Job Number: 400-242673-1

Login Number: 242673
List Number: 1
Creator: Roberts, Alexis J

List Source: Eurofins Pensacola

Question	Answer	Comment
Radioactivity wasn't checked or is </= background as measured by a survey meter.	N/A	
The cooler's custody seal, if present, is intact.	N/A	
Sample custody seals, if present, are intact.	N/A	
The cooler or samples do not appear to have been compromised or tampered with.	True	
Samples were received on ice.	True	
Cooler Temperature is acceptable.	True	
Cooler Temperature is recorded.	True	4.2°C, 3.6°C, 2.8°C, 2.9°C IR8, 1.7°C IR-8, 4.1°C, 0.3°C IR10
COC is present.	True	
COC is filled out in ink and legible.	True	
COC is filled out with all pertinent information.	True	
Is the Field Sampler's name present on COC?	True	
There are no discrepancies between the containers received and the COC.	True	
Samples are received within Holding Time (excluding tests with immediate HTs)	True	
Sample containers have legible labels.	True	
Containers are not broken or leaking.	True	
Sample collection date/times are provided.	True	
Appropriate sample containers are used.	True	
Sample bottles are completely filled.	True	
Sample Preservation Verified.	True	
There is sufficient vol. for all requested analyses, incl. any requested MS/MSDs	True	
Containers requiring zero headspace have no headspace or bubble is <6mm (1/4").	N/A	
Multiphasic samples are not present.	True	
Samples do not require splitting or compositing.	True	
Residual Chlorine Checked.	N/A	

Accreditation/Certification Summary

Client: Florida Power and Light
Project/Site: CCR Smith Plant

Job ID: 400-242673-1

Laboratory: Eurofins Pensacola

All accreditations/certifications held by this laboratory are listed. Not all accreditations/certifications are applicable to this report.

Authority	Program	Identification Number	Expiration Date
Alabama	State	40150	06-30-24
ANAB	ISO/IEC 17025	L2471	02-22-26
Arkansas DEQ	State	88-00689	08-01-24
California	State	2510	06-30-24
Florida	NELAP	E81010	06-30-24
Georgia	State	E81010(FL)	06-30-24
Illinois	NELAP	200041	10-09-24
Kansas	NELAP	E-10253	10-31-24
Kentucky (UST)	State	53	06-30-24
Louisiana (All)	NELAP	30976	06-30-24
Louisiana (DW)	State	LA017	12-31-23
North Carolina (WW/SW)	State	314	12-31-23
Oklahoma	NELAP	9810	08-31-24
Pennsylvania	NELAP	68-00467	01-31-24
South Carolina	State	96026	06-30-24
Tennessee	State	TN02907	06-30-24
Texas	NELAP	T104704286	09-30-24
US Fish & Wildlife	US Federal Programs	A22340	06-30-24
USDA	US Federal Programs	P330-21-00056	05-17-24
USDA	US Federal Programs	FLGNV23001	01-08-26
Virginia	NELAP	460166	06-14-24
West Virginia DEP	State	136	03-31-24
West Virginia DEP	State	136	03-31-24

eurofins | Environment Testing

ANALYTICAL REPORT

PREPARED FOR

Attn: Barry Evans
Florida Power and Light
BIN 731
One Energy Place
Pensacola, Florida 32520

Generated 10/13/2023 1:40:31 PM Revision 1

JOB DESCRIPTION

CCR Smith Plant

JOB NUMBER

400-242673-2

Eurofins Pensacola
3355 McLemore Drive
Pensacola FL 32514

See page two for job notes and contact information.

myEOL

Job Notes

This report may not be reproduced except in full, and with written approval from the laboratory. The results relate only to the samples tested. For questions please contact the Project Manager at the e-mail address or telephone number listed on this page.

The test results in this report relate only to the samples as received by the laboratory and will meet all requirements of the methodology, with any exceptions noted. This report shall not be reproduced except in full, without the express written approval of the laboratory. All questions should be directed to the Eurofins Environment Testing Southeast, LLC Project Manager.

Authorization



Generated
10/13/2023 1:40:31 PM
Revision 1

Authorized for release by
Cheyenne Whitmire, Project Manager II
Cheyenne.Whitmire@et.eurofinsus.com
(850)471-6222

Table of Contents

Cover Page 1
Table of Contents 3
Case Narrative 4
Method Summary 6
Sample Summary 7
Client Sample Results 8
Definitions 18
Chronicle 19
QC Association 22
QC Sample Results 24
Chain of Custody 29
Receipt Checklists 31
Certification Summary 32

Job ID: 400-242673-2

Laboratory: Eurofins Pensacola

Narrative

Job Narrative
400-242673-2

Receipt
The samples were received on 8/30/2023 10:33 AM, 9/1/2023 11:45 AM and 9/8/2023 3:10 PM. Unless otherwise noted below, the samples arrived in good condition, and, where required, properly preserved and on ice. The temperatures of the 7 coolers at receipt time were 0.3°C, 1.7°C, 2.8°C, 2.9°C, 3.6°C, 4.1°C and 4.2°C

Gas Flow Proportional Counter
Method 9315_Ra226: Radium-226 batch 626540. Any minimum detectable concentration (MDC), critical value (DLC), or Safe Drinking Water Act detection limit (SDWA DL) is sample-specific unless otherwise stated elsewhere in this narrative. Radiochemistry sample results are reported with the count date/time applied as the Activity Reference Date.MW-10R (400-242673-1), MW-09R (400-242673-2), MW-11R (400-242673-3), (LCS 160-626540/2-A), (MB 160-626540/1-A), (240-190908-L-9-A), (240-190908-B-9-A MS) and (240-190908-B-9-B MSD)

Method 9315_Ra226: Radium-226 batch 626536. Any minimum detectable concentration (MDC), critical value (DLC), or Safe Drinking Water Act detection limit (SDWA DL) is sample-specific unless otherwise stated elsewhere in this narrative. Radiochemistry sample results are reported with the count date/time applied as the Activity Reference Date.MW-14R (400-242673-4), DUP-02 (400-242673-5), FB-01 (400-242673-6), EB-01 (400-242673-7), (LCS 160-626536/2-A), (MB 160-626536/1-A), (500-238830-F-6-A) and (500-238830-E-6-A DU)

Method 9315_Ra226: Radium-226 batch 626921. Any minimum detectable concentration (MDC), critical value (DLC), or Safe Drinking Water Act detection limit (SDWA DL) is sample-specific unless otherwise stated elsewhere in this narrative. Radiochemistry sample results are reported with the count date/time applied as the Activity Reference Date.MW-08R (400-242673-8), MW-13R (400-242673-9), DUP-03 (400-242673-10), (LCS 160-626921/2-A), (MB 160-626921/1-A), (810-76267-A-1-A) and (810-76267-B-1-A DU)

Method 9320_Ra228: Radium-228 prep batch 160-626543: The Ra-228 method blank MDC (1.04) is above the requested limit of 1.00 pCi/L. Radium-228 activity was not observed in the MB above the MDC or RL. The data have been reported with the MDC achieved. (MB 160-626543/1-A).

Method 9320_Ra228: Radium-228 prep batch 160-626543: Any minimum detectable concentration (MDC), critical value (DLC), or Safe Drinking Water Act detection limit (SDWA DL) is sample-specific unless otherwise stated elsewhere in this narrative. Radiochemistry sample results are reported with the count date/time applied as the Activity Reference Date. MW-10R (400-242673-1), MW-09R (400-242673-2), MW-11R (400-242673-3), (LCS 160-626543/2-A), (MB 160-626543/1-A), (240-190908-L-9-B), (240-190908-B-9-C MS) and (240-190908-B-9-D MSD)

Method 9320_Ra228: Radium-228 batch 626539. Any minimum detectable concentration (MDC), critical value (DLC), or Safe Drinking Water Act detection limit (SDWA DL) is sample-specific unless otherwise stated elsewhere in this narrative. Radiochemistry sample results are reported with the count date/time applied as the Activity Reference Date.MW-14R (400-242673-4), DUP-02 (400-242673-5), FB-01 (400-242673-6), EB-01 (400-242673-7), (LCS 160-626539/2-A), (MB 160-626539/1-A), (500-238830-F-6-B) and (500-238830-E-6-B DU)

Method 9320_Ra228: Radium-228 batch 626923. The detection goal was not met for the following sample(s). Sample was prepped at a reduced volume due to the presence of matrix interferences: MW-08R (400-242673-8). Analytical results are reported with the detection limit achieved.

Method 9320_Ra228: Radium-228 batch 626923. Any minimum detectable concentration (MDC), critical value (DLC), or Safe Drinking Water Act detection limit (SDWA DL) is sample-specific unless otherwise stated elsewhere in this narrative. Radiochemistry sample results are reported with the count date/time applied as the Activity Reference Date.MW-08R (400-242673-8), MW-13R (400-242673-9), DUP-03 (400-242673-10), (LCS 160-626923/2-A), (MB 160-626923/1-A), (810-76267-A-1-B) and (810-76267-B-1-B DU)

No additional analytical or quality issues were noted, other than those described above or in the Definitions/ Glossary page.

Revision

Job ID: 400-242673-2 (Continued)

Laboratory: Eurofins Pensacola (Continued)

The report being provided is a revision of the original report sent on 10/4/2023. The report (revision 1) is being revised due to: Typo in the batch when entering the dilution.

Method Summary

Client: Florida Power and Light
Project/Site: CCR Smith Plant

Job ID: 400-242673-2

Method	Method Description	Protocol	Laboratory
9315	Radium-226 (GFPC)	SW846	EET SL
9320	Radium-228 (GFPC)	SW846	EET SL
Ra226_Ra228	Combined Radium-226 and Radium-228	TAL-STL	EET SL
PrecSep_0	Preparation, Precipitate Separation	None	EET SL
PrecSep-21	Preparation, Precipitate Separation (21-Day In-Growth)	None	EET SL

Protocol References:

None = None

SW846 = "Test Methods For Evaluating Solid Waste, Physical/Chemical Methods", Third Edition, November 1986 And Its Updates.

TAL-STL = TestAmerica Laboratories, St. Louis, Facility Standard Operating Procedure.

Laboratory References:

EET SL = Eurofins St. Louis, 13715 Rider Trail North, Earth City, MO 63045, TEL (314)298-8566

Sample Summary

Client: Florida Power and Light
Project/Site: CCR Smith Plant

Job ID: 400-242673-2

Lab Sample ID	Client Sample ID	Matrix	Collected	Received
400-242673-1	MW-10R	Water	08/29/23 11:50	08/30/23 10:33
400-242673-2	MW-09R	Water	08/29/23 14:16	08/30/23 10:33
400-242673-3	MW-11R	Water	08/29/23 18:15	08/30/23 10:33
400-242673-4	MW-14R	Water	08/29/23 16:58	08/30/23 10:33
400-242673-5	DUP-02	Water	08/29/23 10:50	08/30/23 10:33
400-242673-6	FB-01	Water	08/29/23 14:40	08/30/23 10:33
400-242673-7	EB-01	Water	08/29/23 14:44	08/30/23 10:33
400-242673-8	MW-08R	Water	08/31/23 10:28	09/01/23 11:45
400-242673-9	MW-13R	Water	08/31/23 13:36	09/01/23 11:45
400-242673-10	DUP-03	Water	08/31/23 09:28	09/01/23 11:45

Client Sample ID: MW-10R

Date Collected: 08/29/23 11:50
Date Received: 08/30/23 10:33

Lab Sample ID: 400-242673-1

Matrix: Water

Method: SW846 9315 - Radium-226 (GFPC)

Analyte	Result	Qualifier	Count Uncert. (2σ+/-)	Total Uncert. (2σ+/-)	RL	MDC	Unit	Prepared	Analyzed	Dil Fac
Radium-226	4.20		0.360	0.522	1.00	0.0894	pCi/L	09/05/23 10:47	09/28/23 18:48	1

Carrier	*%Yield*	*Qualifier*	*Limits*	*Prepared*	*Analyzed*	*Dil Fac*
Ba Carrier	*101*		*30 - 110*	*09/05/23 10:47*	*09/28/23 18:48*	*1*

Method: SW846 9320 - Radium-228 (GFPC)

Analyte	Result	Qualifier	Count Uncert. (2σ+/-)	Total Uncert. (2σ+/-)	RL	MDC	Unit	Prepared	Analyzed	Dil Fac
Radium-228	10.3		0.952	1.34	1.00	0.530	pCi/L	09/05/23 10:50	09/22/23 11:53	1

Carrier	*%Yield*	*Qualifier*	*Limits*	*Prepared*	*Analyzed*	*Dil Fac*
Ba Carrier	*101*		*30 - 110*	*09/05/23 10:50*	*09/22/23 11:53*	*1*
Y Carrier	*86.4*		*30 - 110*	*09/05/23 10:50*	*09/22/23 11:53*	*1*

Method: TAL-STL Ra226_Ra228 - Combined Radium-226 and Radium-228

Analyte	Result	Qualifier	Count Uncert. (2σ+/-)	Total Uncert. (2σ+/-)	RL	MDC	Unit	Prepared	Analyzed	Dil Fac
Combined Radium 226 + 228	14.5		1.02	1.44	5.00	0.530	pCi/L		10/03/23 10:08	1

Client Sample ID: MW-09R

Date Collected: 08/29/23 14:16
Date Received: 08/30/23 10:33

Lab Sample ID: 400-242673-2

Matrix: Water

Method: SW846 9315 - Radium-226 (GFPC)

Analyte	Result	Qualifier	Count Uncert. (2σ+/-)	Total Uncert. (2σ+/-)	RL	MDC	Unit	Prepared	Analyzed	Dil Fac
Radium-226	5.22		0.486	0.676	1.00	0.140	pCi/L	09/05/23 10:47	09/28/23 18:48	1

Carrier	*%Yield*	*Qualifier*	*Limits*	*Prepared*	*Analyzed*	*Dil Fac*
Ba Carrier	*87.6*		*30 - 110*	*09/05/23 10:47*	*09/28/23 18:48*	*1*

Method: SW846 9320 - Radium-228 (GFPC)

Analyte	Result	Qualifier	Count Uncert. (2σ+/-)	Total Uncert. (2σ+/-)	RL	MDC	Unit	Prepared	Analyzed	Dil Fac
Radium-228	1.39		0.538	0.553	1.00	0.646	pCi/L	09/05/23 10:50	09/22/23 11:53	1

Carrier	*%Yield*	*Qualifier*	*Limits*	*Prepared*	*Analyzed*	*Dil Fac*
Ba Carrier	*87.6*		*30 - 110*	*09/05/23 10:50*	*09/22/23 11:53*	*1*
Y Carrier	*82.2*		*30 - 110*	*09/05/23 10:50*	*09/22/23 11:53*	*1*

Method: TAL-STL Ra226_Ra228 - Combined Radium-226 and Radium-228

Analyte	Result	Qualifier	Count Uncert. (2σ+/-)	Total Uncert. (2σ+/-)	RL	MDC	Unit	Prepared	Analyzed	Dil Fac
Combined Radium 226 + 228	6.61		0.725	0.873	5.00	0.646	pCi/L		10/03/23 10:08	1

Client: Florida Power and Light
Project/Site: CCR Smith Plant

Job ID: 400-242673-2

Client Sample ID: MW-11R

Date Collected: 08/29/23 18:15
Date Received: 08/30/23 10:33

Lab Sample ID: 400-242673-3

Matrix: Water

Method: SW846 9315 - Radium-226 (GFPC)

Analyte	Result	Qualifier	Count Uncert. (2σ+/-)	Total Uncert. (2σ+/-)	RL	MDC	Unit	Prepared	Analyzed	Dil Fac
Radium-226	16.6		0.850	1.72	1.00	0.131	pCi/L	09/05/23 10:47	09/28/23 18:48	1

Carrier	*%Yield*	*Qualifier*	*Limits*	*Prepared*	*Analyzed*	*Dil Fac*
Ba Carrier	*94.3*		*30 - 110*	*09/05/23 10:47*	*09/28/23 18:48*	*1*

Method: SW846 9320 - Radium-228 (GFPC)

Analyte	Result	Qualifier	Count Uncert. (2σ+/-)	Total Uncert. (2σ+/-)	RL	MDC	Unit	Prepared	Analyzed	Dil Fac
Radium-228	7.46		1.02	1.23	1.00	0.699	pCi/L	09/05/23 10:50	09/22/23 11:53	1

Carrier	*%Yield*	*Qualifier*	*Limits*	*Prepared*	*Analyzed*	*Dil Fac*
Ba Carrier	*94.3*		*30 - 110*	*09/05/23 10:50*	*09/22/23 11:53*	*1*
Y Carrier	*83.0*		*30 - 110*	*09/05/23 10:50*	*09/22/23 11:53*	*1*

Method: TAL-STL Ra226_Ra228 - Combined Radium-226 and Radium-228

Analyte	Result	Qualifier	Count Uncert. (2σ+/-)	Total Uncert. (2σ+/-)	RL	MDC	Unit	Prepared	Analyzed	Dil Fac
Combined Radium 226 + 228	24.0		1.33	2.11	5.00	0.699	pCi/L		10/03/23 10:08	1

Client: Florida Power and Light
Project/Site: CCR Smith Plant

Job ID: 400-242673-2

Client Sample ID: MW-14R

Date Collected: 08/29/23 16:58
Date Received: 08/30/23 10:33

Lab Sample ID: 400-242673-4

Matrix: Water

Method: SW846 9315 - Radium-226 (GFPC)

Analyte	Result	Qualifier	Count Uncert. (2σ+/-)	Total Uncert. (2σ+/-)	RL	MDC	Unit	Prepared	Analyzed	Dil Fac
Radium-226	0.771	I	0.241	0.251	1.00	0.198	pCi/L	09/05/23 10:42	09/29/23 09:48	1

Carrier	*%Yield*	*Qualifier*	*Limits*	*Prepared*	*Analyzed*	*Dil Fac*
Ba Carrier	*87.8*		*30 - 110*	*09/05/23 10:42*	*09/29/23 09:48*	*1*

Method: SW846 9320 - Radium-228 (GFPC)

Analyte	Result	Qualifier	Count Uncert. (2σ+/-)	Total Uncert. (2σ+/-)	RL	MDC	Unit	Prepared	Analyzed	Dil Fac
Radium-228	1.44		0.587	0.602	1.00	0.764	pCi/L	09/05/23 10:45	09/26/23 16:17	1

Carrier	*%Yield*	*Qualifier*	*Limits*	*Prepared*	*Analyzed*	*Dil Fac*
Ba Carrier	*87.8*		*30 - 110*	*09/05/23 10:45*	*09/26/23 16:17*	*1*
Y Carrier	*84.1*		*30 - 110*	*09/05/23 10:45*	*09/26/23 16:17*	*1*

Method: TAL-STL Ra226_Ra228 - Combined Radium-226 and Radium-228

Analyte	Result	Qualifier	Count Uncert. (2σ+/-)	Total Uncert. (2σ+/-)	RL	MDC	Unit	Prepared	Analyzed	Dil Fac
Combined Radium 226 + 228	2.21	I	0.635	0.652	5.00	0.764	pCi/L		10/03/23 11:26	1

Client Sample ID: DUP-02

Date Collected: 08/29/23 10:50
Date Received: 08/30/23 10:33

Lab Sample ID: 400-242673-5

Matrix: Water

Method: SW846 9315 - Radium-226 (GFPC)

Analyte	Result	Qualifier	Count Uncert. (2σ+/-)	Total Uncert. (2σ+/-)	RL	MDC	Unit	Prepared	Analyzed	Dil Fac
Radium-226	3.76		0.444	0.559	1.00	0.220	pCi/L	09/05/23 10:42	09/29/23 09:49	1

Carrier	*%Yield*	*Qualifier*	*Limits*	*Prepared*	*Analyzed*	*Dil Fac*
Ba Carrier	*88.1*		*30 - 110*	*09/05/23 10:42*	*09/29/23 09:49*	*1*

Method: SW846 9320 - Radium-228 (GFPC)

Analyte	Result	Qualifier	Count Uncert. (2σ+/-)	Total Uncert. (2σ+/-)	RL	MDC	Unit	Prepared	Analyzed	Dil Fac
Radium-228	14.2		1.23	1.80	1.00	0.658	pCi/L	09/05/23 10:45	09/26/23 16:17	1

Carrier	*%Yield*	*Qualifier*	*Limits*	*Prepared*	*Analyzed*	*Dil Fac*
Ba Carrier	*88.1*		*30 - 110*	*09/05/23 10:45*	*09/26/23 16:17*	*1*
Y Carrier	*81.5*		*30 - 110*	*09/05/23 10:45*	*09/26/23 16:17*	*1*

Method: TAL-STL Ra226_Ra228 - Combined Radium-226 and Radium-228

Analyte	Result	Qualifier	Count Uncert. (2σ+/-)	Total Uncert. (2σ+/-)	RL	MDC	Unit	Prepared	Analyzed	Dil Fac
Combined Radium 226 + 228	18.0		1.31	1.88	5.00	0.658	pCi/L		10/03/23 11:26	1

Client Sample ID: FB-01

Date Collected: 08/29/23 14:40
Date Received: 08/30/23 10:33

Lab Sample ID: 400-242673-6

Matrix: Water

Method: SW846 9315 - Radium-226 (GFPC)

Analyte	Result	Qualifier	Count Uncert. (2σ+/-)	Total Uncert. (2σ+/-)	RL	MDC	Unit	Prepared	Analyzed	Dil Fac
Radium-226	-0.0249	U	0.0541	0.0542	1.00	0.139	pCi/L	09/05/23 10:42	09/29/23 09:49	1

Carrier	*%Yield*	*Qualifier*	*Limits*	*Prepared*	*Analyzed*	*Dil Fac*
Ba Carrier	*95.5*		*30 - 110*	*09/05/23 10:42*	*09/29/23 09:49*	*1*

Method: SW846 9320 - Radium-228 (GFPC)

Analyte	Result	Qualifier	Count Uncert. (2σ+/-)	Total Uncert. (2σ+/-)	RL	MDC	Unit	Prepared	Analyzed	Dil Fac
Radium-228	**0.615**	**I**	0.388	0.392	1.00	0.578	pCi/L	09/05/23 10:45	09/26/23 16:17	1

Carrier	*%Yield*	*Qualifier*	*Limits*	*Prepared*	*Analyzed*	*Dil Fac*
Ba Carrier	*95.5*		*30 - 110*	*09/05/23 10:45*	*09/26/23 16:17*	*1*
Y Carrier	*83.7*		*30 - 110*	*09/05/23 10:45*	*09/26/23 16:17*	*1*

Method: TAL-STL Ra226_Ra228 - Combined Radium-226 and Radium-228

Analyte	Result	Qualifier	Count Uncert. (2σ+/-)	Total Uncert. (2σ+/-)	RL	MDC	Unit	Prepared	Analyzed	Dil Fac
Combined Radium 226 + 228	**0.590**	**I**	0.392	0.396	5.00	0.578	pCi/L		10/03/23 11:26	1

Client Sample ID: EB-01

Date Collected: 08/29/23 14:44
Date Received: 08/30/23 10:33

Lab Sample ID: 400-242673-7

Matrix: Water

Method: SW846 9315 - Radium-226 (GFPC)

Analyte	Result	Qualifier	Count Uncert. (2σ+/-)	Total Uncert. (2σ+/-)	RL	MDC	Unit	Prepared	Analyzed	Dil Fac
Radium-226	-0.0356	U	0.0604	0.0605	1.00	0.154	pCi/L	09/05/23 10:42	09/29/23 09:49	1

Carrier	*%Yield*	*Qualifier*	*Limits*	*Prepared*	*Analyzed*	*Dil Fac*
Ba Carrier	*96.8*		*30 - 110*	*09/05/23 10:42*	*09/29/23 09:49*	*1*

Method: SW846 9320 - Radium-228 (GFPC)

Analyte	Result	Qualifier	Count Uncert. (2σ+/-)	Total Uncert. (2σ+/-)	RL	MDC	Unit	Prepared	Analyzed	Dil Fac
Radium-228	0.137	U	0.320	0.320	1.00	0.559	pCi/L	09/05/23 10:45	09/26/23 16:17	1

Carrier	*%Yield*	*Qualifier*	*Limits*	*Prepared*	*Analyzed*	*Dil Fac*
Ba Carrier	*96.8*		*30 - 110*	*09/05/23 10:45*	*09/26/23 16:17*	*1*
Y Carrier	*85.6*		*30 - 110*	*09/05/23 10:45*	*09/26/23 16:17*	*1*

Method: TAL-STL Ra226_Ra228 - Combined Radium-226 and Radium-228

Analyte	Result	Qualifier	Count Uncert. (2σ+/-)	Total Uncert. (2σ+/-)	RL	MDC	Unit	Prepared	Analyzed	Dil Fac
Combined Radium 226 + 228	0.101	U	0.326	0.326	5.00	0.559	pCi/L		10/03/23 11:26	1

Client: Florida Power and Light
Project/Site: CCR Smith Plant

Job ID: 400-242673-2

Client Sample ID: MW-08R

Date Collected: 08/31/23 10:28
Date Received: 09/01/23 11:45

Lab Sample ID: 400-242673-8

Matrix: Water

Method: SW846 9315 - Radium-226 (GFPC)

Analyte	Result	Qualifier	Count Uncert. (2σ+/-)	Total Uncert. (2σ+/-)	RL	MDC	Unit	Prepared	Analyzed	Dil Fac
Radium-226	7.38		0.582	0.883	1.00	0.147	pCi/L	09/07/23 09:39	10/02/23 09:46	1

Carrier	*%Yield*	*Qualifier*	*Limits*	*Prepared*	*Analyzed*	*Dil Fac*
Ba Carrier	*92.1*		*30 - 110*	*09/07/23 09:39*	*10/02/23 09:46*	*1*

Method: SW846 9320 - Radium-228 (GFPC)

Analyte	Result	Qualifier	Count Uncert. (2σ+/-)	Total Uncert. (2σ+/-)	RL	MDC	Unit	Prepared	Analyzed	Dil Fac
Radium-228	12.6		1.26	1.71	1.00	0.649	pCi/L	09/07/23 09:45	09/26/23 16:02	1

Carrier	*%Yield*	*Qualifier*	*Limits*	*Prepared*	*Analyzed*	*Dil Fac*
Ba Carrier	*92.1*		*30 - 110*	*09/07/23 09:45*	*09/26/23 16:02*	*1*
Y Carrier	*83.0*		*30 - 110*	*09/07/23 09:45*	*09/26/23 16:02*	*1*

Method: TAL-STL Ra226_Ra228 - Combined Radium-226 and Radium-228

Analyte	Result	Qualifier	Count Uncert. (2σ+/-)	Total Uncert. (2σ+/-)	RL	MDC	Unit	Prepared	Analyzed	Dil Fac
Combined Radium 226 + 228	20.0		1.39	1.92	5.00	0.649	pCi/L		10/03/23 12:01	1

Client: Florida Power and Light
Project/Site: CCR Smith Plant

Job ID: 400-242673-2

Client Sample ID: MW-13R

Date Collected: 08/31/23 13:36
Date Received: 09/01/23 11:45

Lab Sample ID: 400-242673-9

Matrix: Water

Method: SW846 9315 - Radium-226 (GFPC)

Analyte	Result	Qualifier	Count Uncert. (2σ+/-)	Total Uncert. (2σ+/-)	RL	MDC	Unit	Prepared	Analyzed	Dil Fac
Radium-226	9.05		0.646	1.04	1.00	0.126	pCi/L	09/07/23 09:39	10/02/23 09:47	1

Carrier	*%Yield*	*Qualifier*	*Limits*	*Prepared*	*Analyzed*	*Dil Fac*
Ba Carrier	*94.8*		*30 - 110*	*09/07/23 09:39*	*10/02/23 09:47*	*1*

Method: SW846 9320 - Radium-228 (GFPC)

Analyte	Result	Qualifier	Count Uncert. (2σ+/-)	Total Uncert. (2σ+/-)	RL	MDC	Unit	Prepared	Analyzed	Dil Fac
Radium-228	9.28		1.10	1.39	1.00	0.684	pCi/L	09/07/23 09:45	09/26/23 16:02	1

Carrier	*%Yield*	*Qualifier*	*Limits*	*Prepared*	*Analyzed*	*Dil Fac*
Ba Carrier	*94.8*		*30 - 110*	*09/07/23 09:45*	*09/26/23 16:02*	*1*
Y Carrier	*81.9*		*30 - 110*	*09/07/23 09:45*	*09/26/23 16:02*	*1*

Method: TAL-STL Ra226_Ra228 - Combined Radium-226 and Radium-228

Analyte	Result	Qualifier	Count Uncert. (2σ+/-)	Total Uncert. (2σ+/-)	RL	MDC	Unit	Prepared	Analyzed	Dil Fac
Combined Radium 226 + 228	18.3		1.28	1.74	5.00	0.684	pCi/L		10/03/23 12:01	1

Client: Florida Power and Light
Project/Site: CCR Smith Plant

Job ID: 400-242673-2

Client Sample ID: DUP-03

Date Collected: 08/31/23 09:28
Date Received: 09/01/23 11:45

Lab Sample ID: 400-242673-10

Matrix: Water

Method: SW846 9315 - Radium-226 (GFPC)

Analyte	Result	Qualifier	Count Uncert. (2σ+/-)	Total Uncert. (2σ+/-)	RL	MDC	Unit	Prepared	Analyzed	Dil Fac
Radium-226	8.05		0.618	0.952	1.00	0.146	pCi/L	09/07/23 09:39	10/02/23 09:47	1

Carrier	*%Yield*	*Qualifier*	*Limits*	*Prepared*	*Analyzed*	*Dil Fac*
Ba Carrier	*92.1*		*30 - 110*	*09/07/23 09:39*	*10/02/23 09:47*	*1*

Method: SW846 9320 - Radium-228 (GFPC)

Analyte	Result	Qualifier	Count Uncert. (2σ+/-)	Total Uncert. (2σ+/-)	RL	MDC	Unit	Prepared	Analyzed	Dil Fac
Radium-228	14.7		1.43	1.97	1.00	0.789	pCi/L	09/07/23 09:45	09/26/23 16:03	1

Carrier	*%Yield*	*Qualifier*	*Limits*	*Prepared*	*Analyzed*	*Dil Fac*
Ba Carrier	*92.1*		*30 - 110*	*09/07/23 09:45*	*09/26/23 16:03*	*1*
Y Carrier	*78.1*		*30 - 110*	*09/07/23 09:45*	*09/26/23 16:03*	*1*

Method: TAL-STL Ra226_Ra228 - Combined Radium-226 and Radium-228

Analyte	Result	Qualifier	Count Uncert. (2σ+/-)	Total Uncert. (2σ+/-)	RL	MDC	Unit	Prepared	Analyzed	Dil Fac
Combined Radium 226 + 228	22.8		1.56	2.19	5.00	0.789	pCi/L		10/03/23 12:01	1

Definitions/Glossary

Client: Florida Power and Light
Project/Site: CCR Smith Plant

Job ID: 400-242673-2

Qualifiers

Rad

Qualifier	Qualifier Description
I	The reported value is between the laboratory method detection limit and the laboratory practical quantitation limit.
U	Result is less than the sample detection limit.

Glossary

Abbreviation	These commonly used abbreviations may or may not be present in this report.
¤	Listed under the "D" column to designate that the result is reported on a dry weight basis
%R	Percent Recovery
CFL	Contains Free Liquid
CFU	Colony Forming Unit
CNF	Contains No Free Liquid
DER	Duplicate Error Ratio (normalized absolute difference)
Dil Fac	Dilution Factor
DL	Detection Limit (DoD/DOE)
DL, RA, RE, IN	Indicates a Dilution, Re-analysis, Re-extraction, or additional Initial metals/anion analysis of the sample
DLC	Decision Level Concentration (Radiochemistry)
EDL	Estimated Detection Limit (Dioxin)
LOD	Limit of Detection (DoD/DOE)
LOQ	Limit of Quantitation (DoD/DOE)
MCL	EPA recommended "Maximum Contaminant Level"
MDA	Minimum Detectable Activity (Radiochemistry)
MDC	Minimum Detectable Concentration (Radiochemistry)
MDL	Method Detection Limit
ML	Minimum Level (Dioxin)
MPN	Most Probable Number
MQL	Method Quantitation Limit
NC	Not Calculated
ND	Not Detected at the reporting limit (or MDL or EDL if shown)
NEG	Negative / Absent
POS	Positive / Present
PQL	Practical Quantitation Limit
PRES	Presumptive
QC	Quality Control
RER	Relative Error Ratio (Radiochemistry)
RL	Reporting Limit or Requested Limit (Radiochemistry)
RPD	Relative Percent Difference, a measure of the relative difference between two points
TEF	Toxicity Equivalent Factor (Dioxin)
TEQ	Toxicity Equivalent Quotient (Dioxin)
TNTC	Too Numerous To Count

Lab Chronicle

Client: Florida Power and Light
Project/Site: CCR Smith Plant

Job ID: 400-242673-2

Client Sample ID: MW-10R
Date Collected: 08/29/23 11:50
Date Received: 08/30/23 10:33

Lab Sample ID: 400-242673-1
Matrix: Water

Prep Type	Batch Type	Batch Method	Run	Dilution Factor	Batch Number	Analyst	Lab	Prepared or Analyzed
Total/NA	Prep	PrecSep-21			626540	KAC	EET SL	09/05/23 10:47
Total/NA	Analysis	9315		1	629974	FLC	EET SL	09/28/23 18:48
Total/NA	Prep	PrecSep_0			626543	KAC	EET SL	09/05/23 10:50
Total/NA	Analysis	9320		1	629278	SCB	EET SL	09/22/23 11:53
Total/NA	Analysis	Ra226_Ra228		1	630509	SCB	EET SL	10/03/23 10:08

Client Sample ID: MW-09R
Date Collected: 08/29/23 14:16
Date Received: 08/30/23 10:33

Lab Sample ID: 400-242673-2
Matrix: Water

Prep Type	Batch Type	Batch Method	Run	Dilution Factor	Batch Number	Analyst	Lab	Prepared or Analyzed
Total/NA	Prep	PrecSep-21			626540	KAC	EET SL	09/05/23 10:47
Total/NA	Analysis	9315		1	629974	FLC	EET SL	09/28/23 18:48
Total/NA	Prep	PrecSep_0			626543	KAC	EET SL	09/05/23 10:50
Total/NA	Analysis	9320		1	629278	SCB	EET SL	09/22/23 11:53
Total/NA	Analysis	Ra226_Ra228		1	630509	SCB	EET SL	10/03/23 10:08

Client Sample ID: MW-11R
Date Collected: 08/29/23 18:15
Date Received: 08/30/23 10:33

Lab Sample ID: 400-242673-3
Matrix: Water

Prep Type	Batch Type	Batch Method	Run	Dilution Factor	Batch Number	Analyst	Lab	Prepared or Analyzed
Total/NA	Prep	PrecSep-21			626540	KAC	EET SL	09/05/23 10:47
Total/NA	Analysis	9315		1	629974	FLC	EET SL	09/28/23 18:48
Total/NA	Prep	PrecSep_0			626543	KAC	EET SL	09/05/23 10:50
Total/NA	Analysis	9320		1	629278	SCB	EET SL	09/22/23 11:53
Total/NA	Analysis	Ra226_Ra228		1	630509	SCB	EET SL	10/03/23 10:08

Client Sample ID: MW-14R
Date Collected: 08/29/23 16:58
Date Received: 08/30/23 10:33

Lab Sample ID: 400-242673-4
Matrix: Water

Prep Type	Batch Type	Batch Method	Run	Dilution Factor	Batch Number	Analyst	Lab	Prepared or Analyzed
Total/NA	Prep	PrecSep-21			626536	KAC	EET SL	09/05/23 10:42
Total/NA	Analysis	9315		1	630165	FLC	EET SL	09/29/23 09:48
Total/NA	Prep	PrecSep_0			626539	KAC	EET SL	09/05/23 10:45
Total/NA	Analysis	9320		1	629621	FLC	EET SL	09/26/23 16:17
Total/NA	Analysis	Ra226_Ra228		1	630529	SCB	EET SL	10/03/23 11:26

Lab Chronicle

Client: Florida Power and Light
Project/Site: CCR Smith Plant

Job ID: 400-242673-2

Client Sample ID: DUP-02
Date Collected: 08/29/23 10:50
Date Received: 08/30/23 10:33

Lab Sample ID: 400-242673-5
Matrix: Water

Prep Type	Batch Type	Batch Method	Run	Dilution Factor	Batch Number	Analyst	Lab	Prepared or Analyzed
Total/NA	Prep	PrecSep-21			626536	KAC	EET SL	09/05/23 10:42
Total/NA	Analysis	9315		1	630165	FLC	EET SL	09/29/23 09:49
Total/NA	Prep	PrecSep_0			626539	KAC	EET SL	09/05/23 10:45
Total/NA	Analysis	9320		1	629621	FLC	EET SL	09/26/23 16:17
Total/NA	Analysis	Ra226_Ra228		1	630529	SCB	EET SL	10/03/23 11:26

Client Sample ID: FB-01
Date Collected: 08/29/23 14:40
Date Received: 08/30/23 10:33

Lab Sample ID: 400-242673-6
Matrix: Water

Prep Type	Batch Type	Batch Method	Run	Dilution Factor	Batch Number	Analyst	Lab	Prepared or Analyzed
Total/NA	Prep	PrecSep-21			626536	KAC	EET SL	09/05/23 10:42
Total/NA	Analysis	9315		1	630165	FLC	EET SL	09/29/23 09:49
Total/NA	Prep	PrecSep_0			626539	KAC	EET SL	09/05/23 10:45
Total/NA	Analysis	9320		1	629621	FLC	EET SL	09/26/23 16:17
Total/NA	Analysis	Ra226_Ra228		1	630529	SCB	EET SL	10/03/23 11:26

Client Sample ID: EB-01
Date Collected: 08/29/23 14:44
Date Received: 08/30/23 10:33

Lab Sample ID: 400-242673-7
Matrix: Water

Prep Type	Batch Type	Batch Method	Run	Dilution Factor	Batch Number	Analyst	Lab	Prepared or Analyzed
Total/NA	Prep	PrecSep-21			626536	KAC	EET SL	09/05/23 10:42
Total/NA	Analysis	9315		1	630165	FLC	EET SL	09/29/23 09:49
Total/NA	Prep	PrecSep_0			626539	KAC	EET SL	09/05/23 10:45
Total/NA	Analysis	9320		1	629621	FLC	EET SL	09/26/23 16:17
Total/NA	Analysis	Ra226_Ra228		1	630529	SCB	EET SL	10/03/23 11:26

Client Sample ID: MW-08R
Date Collected: 08/31/23 10:28
Date Received: 09/01/23 11:45

Lab Sample ID: 400-242673-8
Matrix: Water

Prep Type	Batch Type	Batch Method	Run	Dilution Factor	Batch Number	Analyst	Lab	Prepared or Analyzed
Total/NA	Prep	PrecSep-21			626921	KAC	EET SL	09/07/23 09:39
Total/NA	Analysis	9315		1	630386	FLC	EET SL	10/02/23 09:46
Total/NA	Prep	PrecSep_0			626923	KAC	EET SL	09/07/23 09:45
Total/NA	Analysis	9320		1	629622	FLC	EET SL	09/26/23 16:02
Total/NA	Analysis	Ra226_Ra228		1	630532	SCB	EET SL	10/03/23 12:01

Lab Chronicle

Client: Florida Power and Light
Project/Site: CCR Smith Plant

Job ID: 400-242673-2

Client Sample ID: MW-13R

Date Collected: 08/31/23 13:36
Date Received: 09/01/23 11:45

Lab Sample ID: 400-242673-9

Matrix: Water

Prep Type	Batch Type	Batch Method	Run	Dilution Factor	Batch Number	Analyst	Lab	Prepared or Analyzed
Total/NA	Prep	PrecSep-21			626921	KAC	EET SL	09/07/23 09:39
Total/NA	Analysis	9315		1	630386	FLC	EET SL	10/02/23 09:47
Total/NA	Prep	PrecSep_0			626923	KAC	EET SL	09/07/23 09:45
Total/NA	Analysis	9320		1	629622	FLC	EET SL	09/26/23 16:02
Total/NA	Analysis	Ra226_Ra228		1	630532	SCB	EET SL	10/03/23 12:01

Client Sample ID: DUP-03

Date Collected: 08/31/23 09:28
Date Received: 09/01/23 11:45

Lab Sample ID: 400-242673-10

Matrix: Water

Prep Type	Batch Type	Batch Method	Run	Dilution Factor	Batch Number	Analyst	Lab	Prepared or Analyzed
Total/NA	Prep	PrecSep-21			626921	KAC	EET SL	09/07/23 09:39
Total/NA	Analysis	9315		1	630386	FLC	EET SL	10/02/23 09:47
Total/NA	Prep	PrecSep_0			626923	KAC	EET SL	09/07/23 09:45
Total/NA	Analysis	9320		1	629618	FLC	EET SL	09/26/23 16:03
Total/NA	Analysis	Ra226_Ra228		1	630532	SCB	EET SL	10/03/23 12:01

Laboratory References:

EET SL = Eurofins St. Louis, 13715 Rider Trail North, Earth City, MO 63045, TEL (314)298-8566

Rad

Prep Batch: 626536

Lab Sample ID	Client Sample ID	Prep Type	Matrix	Method	Prep Batch
400-242673-4	MW-14R	Total/NA	Water	PrecSep-21	
400-242673-5	DUP-02	Total/NA	Water	PrecSep-21	
400-242673-6	FB-01	Total/NA	Water	PrecSep-21	
400-242673-7	EB-01	Total/NA	Water	PrecSep-21	
MB 160-626536/1-A	Method Blank	Total/NA	Water	PrecSep-21	
LCS 160-626536/2-A	Lab Control Sample	Total/NA	Water	PrecSep-21	
500-238830-E-6-A DU	Duplicate	Total/NA	Water	PrecSep-21	

Prep Batch: 626539

Lab Sample ID	Client Sample ID	Prep Type	Matrix	Method	Prep Batch
400-242673-4	MW-14R	Total/NA	Water	PrecSep_0	
400-242673-5	DUP-02	Total/NA	Water	PrecSep_0	
400-242673-6	FB-01	Total/NA	Water	PrecSep_0	
400-242673-7	EB-01	Total/NA	Water	PrecSep_0	
MB 160-626539/1-A	Method Blank	Total/NA	Water	PrecSep_0	
LCS 160-626539/2-A	Lab Control Sample	Total/NA	Water	PrecSep_0	
500-238830-E-6-B DU	Duplicate	Total/NA	Water	PrecSep_0	

Prep Batch: 626540

Lab Sample ID	Client Sample ID	Prep Type	Matrix	Method	Prep Batch
400-242673-1	MW-10R	Total/NA	Water	PrecSep-21	
400-242673-2	MW-09R	Total/NA	Water	PrecSep-21	
400-242673-3	MW-11R	Total/NA	Water	PrecSep-21	
MB 160-626540/1-A	Method Blank	Total/NA	Water	PrecSep-21	
LCS 160-626540/2-A	Lab Control Sample	Total/NA	Water	PrecSep-21	
240-190908-B-9-A MS	Matrix Spike	Total/NA	Water	PrecSep-21	
240-190908-B-9-B MSD	Matrix Spike Duplicate	Total/NA	Water	PrecSep-21	

Prep Batch: 626543

Lab Sample ID	Client Sample ID	Prep Type	Matrix	Method	Prep Batch
400-242673-1	MW-10R	Total/NA	Water	PrecSep_0	
400-242673-2	MW-09R	Total/NA	Water	PrecSep_0	
400-242673-3	MW-11R	Total/NA	Water	PrecSep_0	
MB 160-626543/1-A	Method Blank	Total/NA	Water	PrecSep_0	
LCS 160-626543/2-A	Lab Control Sample	Total/NA	Water	PrecSep_0	
240-190908-B-9-C MS	Matrix Spike	Total/NA	Water	PrecSep_0	
240-190908-B-9-D MSD	Matrix Spike Duplicate	Total/NA	Water	PrecSep_0	

Prep Batch: 626921

Lab Sample ID	Client Sample ID	Prep Type	Matrix	Method	Prep Batch
400-242673-8	MW-08R	Total/NA	Water	PrecSep-21	
400-242673-9	MW-13R	Total/NA	Water	PrecSep-21	
400-242673-10	DUP-03	Total/NA	Water	PrecSep-21	
MB 160-626921/1-A	Method Blank	Total/NA	Water	PrecSep-21	
LCS 160-626921/2-A	Lab Control Sample	Total/NA	Water	PrecSep-21	
810-76267-B-1-A DU	Duplicate	Total/NA	Water	PrecSep-21	

Prep Batch: 626923

Lab Sample ID	Client Sample ID	Prep Type	Matrix	Method	Prep Batch
400-242673-8	MW-08R	Total/NA	Water	PrecSep_0	
400-242673-9	MW-13R	Total/NA	Water	PrecSep_0	

Rad (Continued)

Prep Batch: 626923 (Continued)

Lab Sample ID	Client Sample ID	Prep Type	Matrix	Method	Prep Batch
400-242673-10	DUP-03	Total/NA	Water	PrecSep_0	
MB 160-626923/1-A	Method Blank	Total/NA	Water	PrecSep_0	
LCS 160-626923/2-A	Lab Control Sample	Total/NA	Water	PrecSep_0	
810-76267-B-1-B DU	Duplicate	Total/NA	Water	PrecSep_0	

Method: 9315 - Radium-226 (GFPC)

Lab Sample ID: MB 160-626536/1-A
Matrix: Water
Analysis Batch: 630165

Client Sample ID: Method Blank
Prep Type: Total/NA
Prep Batch: 626536

Analyte	MB Result	MB Qualifier	Count Uncert. (2σ+/-)	Total Uncert. (2σ+/-)	RL	MDC	Unit	Prepared	Analyzed	Dil Fac
Radium-226	0.04150	U	0.0989	0.0990	1.00	0.180	pCi/L	09/05/23 10:42	09/29/23 09:48	1

Carrier	*MB %Yield*	*MB Qualifier*	*Limits*	*Prepared*	*Analyzed*	*Dil Fac*
Ba Carrier	*97.0*		*30 - 110*	*09/05/23 10:42*	*09/29/23 09:48*	*1*

Lab Sample ID: LCS 160-626536/2-A
Matrix: Water
Analysis Batch: 630162

Client Sample ID: Lab Control Sample
Prep Type: Total/NA
Prep Batch: 626536

Analyte			Spike Added	LCS Result	LCS Qual	Total Uncert. (2σ+/-)	RL	MDC	Unit	%Rec	%Rec Limits		
Radium-226			11.3	10.54		1.19	1.00	0.153	pCi/L	93	75 - 125		

Carrier	*LCS %Yield*	*LCS Qualifier*	*Limits*
Ba Carrier	*88.1*		*30 - 110*

Lab Sample ID: 500-238830-E-6-A DU
Matrix: Water
Analysis Batch: 630165

Client Sample ID: Duplicate
Prep Type: Total/NA
Prep Batch: 626536

Analyte	Sample Result	Sample Qual		DU Result	DU Qual	Total Uncert. (2σ+/-)	RL	MDC	Unit			RER	RER Limit
Radium-226	0.135	U		0.1556	I	0.111	1.00	0.154	pCi/L			0.08	1

Carrier	*DU %Yield*	*DU Qualifier*	*Limits*
Ba Carrier	*91.8*		*30 - 110*

Lab Sample ID: MB 160-626540/1-A
Matrix: Water
Analysis Batch: 629974

Client Sample ID: Method Blank
Prep Type: Total/NA
Prep Batch: 626540

Analyte	MB Result	MB Qualifier	Count Uncert. (2σ+/-)	Total Uncert. (2σ+/-)	RL	MDC	Unit	Prepared	Analyzed	Dil Fac
Radium-226	0.09972	I	0.0711	0.0716	1.00	0.0938	pCi/L	09/05/23 10:47	09/28/23 09:36	1

Carrier	*MB %Yield*	*MB Qualifier*	*Limits*	*Prepared*	*Analyzed*	*Dil Fac*
Ba Carrier	*94.3*		*30 - 110*	*09/05/23 10:47*	*09/28/23 09:36*	*1*

Lab Sample ID: LCS 160-626540/2-A
Matrix: Water
Analysis Batch: 629974

Client Sample ID: Lab Control Sample
Prep Type: Total/NA
Prep Batch: 626540

Analyte			Spike Added	LCS Result	LCS Qual	Total Uncert. (2σ+/-)	RL	MDC	Unit	%Rec	%Rec Limits		
Radium-226			11.3	10.96		1.16	1.00	0.123	pCi/L	97	75 - 125		

Method: 9315 - Radium-226 (GFPC) (Continued)

Lab Sample ID: LCS 160-626540/2-A
Matrix: Water
Analysis Batch: 629974

Client Sample ID: Lab Control Sample
Prep Type: Total/NA
Prep Batch: 626540

Carrier	LCS %Yield	LCS Qualifier	Limits
Ba Carrier	93.1		30 - 110

Lab Sample ID: 240-190908-B-9-A MS
Matrix: Water
Analysis Batch: 629974

Client Sample ID: Matrix Spike
Prep Type: Total/NA
Prep Batch: 626540

Analyte	Sample Result	Sample Qual	Spike Added	MS Result	MS Qual	Total Uncert. (2σ+/-)	RL	MDC	Unit	%Rec	%Rec Limits		
Radium-226	0.355	I	11.4	11.20		1.18	1.00	0.158	pCi/L	95	60 - 140		

Carrier	MS %Yield	MS Qualifier	Limits
Ba Carrier	89.8		30 - 110

Lab Sample ID: 240-190908-B-9-B MSD
Matrix: Water
Analysis Batch: 629974

Client Sample ID: Matrix Spike Duplicate
Prep Type: Total/NA
Prep Batch: 626540

Analyte	Sample Result	Sample Qual	Spike Added	MSD Result	MSD Qual	Total Uncert. (2σ+/-)	RL	MDC	Unit	%Rec	%Rec Limits	RER	RER Limit
Radium-226	0.355	I	11.4	10.97		1.16	1.00	0.125	pCi/L	93	60 - 140	0.1	1

Carrier	MSD %Yield	MSD Qualifier	Limits
Ba Carrier	90.3		30 - 110

Lab Sample ID: MB 160-626921/1-A
Matrix: Water
Analysis Batch: 630386

Client Sample ID: Method Blank
Prep Type: Total/NA
Prep Batch: 626921

Analyte	MB Result	MB Qualifier	Count Uncert. (2σ+/-)	Total Uncert. (2σ+/-)	RL	MDC	Unit	Prepared	Analyzed	Dil Fac
Radium-226	0.01972	U	0.0807	0.0807	1.00	0.150	pCi/L	09/07/23 09:39	10/02/23 09:42	1

Carrier	MB %Yield	MB Qualifier	Limits	Prepared	Analyzed	Dil Fac
Ba Carrier	102		30 - 110	09/07/23 09:39	10/02/23 09:42	1

Lab Sample ID: LCS 160-626921/2-A
Matrix: Water
Analysis Batch: 630386

Client Sample ID: Lab Control Sample
Prep Type: Total/NA
Prep Batch: 626921

Analyte			Spike Added	LCS Result	LCS Qual	Total Uncert. (2σ+/-)	RL	MDC	Unit	%Rec	%Rec Limits		
Radium-226			11.3	10.31		1.09	1.00	0.0998	pCi/L	91	75 - 125		

Carrier	LCS %Yield	LCS Qualifier	Limits
Ba Carrier	97.3		30 - 110

Method: 9315 - Radium-226 (GFPC) (Continued)

Lab Sample ID: 810-76267-B-1-A DU
Matrix: Water
Analysis Batch: 630390

Client Sample ID: Duplicate
Prep Type: Total/NA
Prep Batch: 626921

Analyte	Sample Result	Sample Qual		DU Result	DU Qual	Total Uncert. (2σ+/-)	RL	MDC	Unit			RER	RER Limit
Radium-226	0.237	I		0.1553	I	0.0899	1.00	0.111	pCi/L			0.38	1

Carrier	*DU %Yield*	*DU Qualifier*	*Limits*
Ba Carrier	*96.0*		*30 - 110*

Method: 9320 - Radium-228 (GFPC)

Lab Sample ID: MB 160-626539/1-A
Matrix: Water
Analysis Batch: 629618

Client Sample ID: Method Blank
Prep Type: Total/NA
Prep Batch: 626539

Analyte	MB Result	MB Qualifier	Count Uncert. (2σ+/-)	Total Uncert. (2σ+/-)	RL	MDC	Unit	Prepared	Analyzed	Dil Fac
Radium-228	0.4103	U	0.350	0.352	1.00	0.545	pCi/L	09/05/23 10:45	09/26/23 16:10	1

Carrier	*MB %Yield*	*MB Qualifier*	*Limits*	*Prepared*	*Analyzed*	*Dil Fac*
Ba Carrier	*97.0*		*30 - 110*	*09/05/23 10:45*	*09/26/23 16:10*	*1*
Y Carrier	*70.7*		*30 - 110*	*09/05/23 10:45*	*09/26/23 16:10*	*1*

Lab Sample ID: LCS 160-626539/2-A
Matrix: Water
Analysis Batch: 629618

Client Sample ID: Lab Control Sample
Prep Type: Total/NA
Prep Batch: 626539

Analyte			Spike Added	LCS Result	LCS Qual	Total Uncert. (2σ+/-)	RL	MDC	Unit	%Rec	%Rec Limits		
Radium-228			7.85	8.712		1.25	1.00	0.555	pCi/L	111	75 - 125		

Carrier	*LCS %Yield*	*LCS Qualifier*	*Limits*
Ba Carrier	*88.1*		*30 - 110*
Y Carrier	*83.4*		*30 - 110*

Lab Sample ID: 500-238830-E-6-B DU
Matrix: Water
Analysis Batch: 629621

Client Sample ID: Duplicate
Prep Type: Total/NA
Prep Batch: 626539

Analyte	Sample Result	Sample Qual		DU Result	DU Qual	Total Uncert. (2σ+/-)	RL	MDC	Unit			RER	RER Limit
Radium-228	0.295	U		0.3699	U	0.323	1.00	0.503	pCi/L			0.1	1

Carrier	*DU %Yield*	*DU Qualifier*	*Limits*
Ba Carrier	*91.8*		*30 - 110*
Y Carrier	*86.4*		*30 - 110*

Method: 9320 - Radium-228 (GFPC) (Continued)

Lab Sample ID: MB 160-626543/1-A
Matrix: Water
Analysis Batch: 629275

Client Sample ID: Method Blank
Prep Type: Total/NA
Prep Batch: 626543

Analyte	MB Result	MB Qualifier	Count Uncert. (2σ+/-)	Total Uncert. (2σ+/-)	RL	MDC	Unit	Prepared	Analyzed	Dil Fac
Radium-228	-0.5530	U	0.469	0.472	1.00	1.04	pCi/L	09/05/23 10:50	09/22/23 11:41	1

Carrier	*MB %Yield*	*MB Qualifier*	*Limits*	*Prepared*	*Analyzed*	*Dil Fac*
Ba Carrier	*94.3*		*30 - 110*	*09/05/23 10:50*	*09/22/23 11:41*	*1*
Y Carrier	*44.5*		*30 - 110*	*09/05/23 10:50*	*09/22/23 11:41*	*1*

Lab Sample ID: LCS 160-626543/2-A
Matrix: Water
Analysis Batch: 629275

Client Sample ID: Lab Control Sample
Prep Type: Total/NA
Prep Batch: 626543

Analyte			Spike Added	LCS Result	LCS Qual	Total Uncert. (2σ+/-)	RL	MDC	Unit	%Rec	%Rec Limits		
Radium-228			7.86	8.570		1.19	1.00	0.488	pCi/L	109	75 - 125		

Carrier	*LCS %Yield*	*LCS Qualifier*	*Limits*
Ba Carrier	*93.1*		*30 - 110*
Y Carrier	*87.9*		*30 - 110*

Lab Sample ID: 240-190908-B-9-C MS
Matrix: Water
Analysis Batch: 629278

Client Sample ID: Matrix Spike
Prep Type: Total/NA
Prep Batch: 626543

Analyte	Sample Result	Sample Qual	Spike Added	MS Result	MS Qual	Total Uncert. (2σ+/-)	RL	MDC	Unit	%Rec	%Rec Limits		
Radium-228	0.274	U	7.89	7.973		1.16	1.00	0.515	pCi/L	98	60 - 140		

Carrier	*MS %Yield*	*MS Qualifier*	*Limits*
Ba Carrier	*89.8*		*30 - 110*
Y Carrier	*84.5*		*30 - 110*

Lab Sample ID: 240-190908-B-9-D MSD
Matrix: Water
Analysis Batch: 629278

Client Sample ID: Matrix Spike Duplicate
Prep Type: Total/NA
Prep Batch: 626543

Analyte	Sample Result	Sample Qual	Spike Added	MSD Result	MSD Qual	Total Uncert. (2σ+/-)	RL	MDC	Unit	%Rec	%Rec Limits	RER	RER Limit
Radium-228	0.274	U	7.87	7.709		1.13	1.00	0.529	pCi/L	94	60 - 140	0.12	1

Carrier	*MSD %Yield*	*MSD Qualifier*	*Limits*
Ba Carrier	*90.3*		*30 - 110*
Y Carrier	*84.9*		*30 - 110*

Method: 9320 - Radium-228 (GFPC) (Continued)

Lab Sample ID: MB 160-626923/1-A
Matrix: Water
Analysis Batch: 629622

Client Sample ID: Method Blank
Prep Type: Total/NA
Prep Batch: 626923

Analyte	MB Result	MB Qualifier	Count Uncert. (2σ+/-)	Total Uncert. (2σ+/-)	RL	MDC	Unit	Prepared	Analyzed	Dil Fac
Radium-228	0.1646	U	0.295	0.295	1.00	0.508	pCi/L	09/07/23 09:45	09/26/23 16:02	1

Carrier	*MB %Yield*	*MB Qualifier*	*Limits*	*Prepared*	*Analyzed*	*Dil Fac*
Ba Carrier	*102*		*30 - 110*	*09/07/23 09:45*	*09/26/23 16:02*	*1*
Y Carrier	*77.0*		*30 - 110*	*09/07/23 09:45*	*09/26/23 16:02*	*1*

Lab Sample ID: LCS 160-626923/2-A
Matrix: Water
Analysis Batch: 629622

Client Sample ID: Lab Control Sample
Prep Type: Total/NA
Prep Batch: 626923

Analyte			Spike Added	LCS Result	LCS Qual	Total Uncert. (2σ+/-)	RL	MDC	Unit	%Rec	%Rec Limits		
Radium-228			7.85	7.976		1.13	1.00	0.503	pCi/L	102	75 - 125		

Carrier	*LCS %Yield*	*LCS Qualifier*	*Limits*
Ba Carrier	*97.3*		*30 - 110*
Y Carrier	*82.6*		*30 - 110*

Lab Sample ID: 810-76267-B-1-B DU
Matrix: Water
Analysis Batch: 629618

Client Sample ID: Duplicate
Prep Type: Total/NA
Prep Batch: 626923

Analyte	Sample Result	Sample Qual		DU Result	DU Qual	Total Uncert. (2σ+/-)	RL	MDC	Unit			RER	RER Limit
Radium-228	0.740	I		0.07556	U	0.315	1.00	0.567	pCi/L			0.95	1

Carrier	*DU %Yield*	*DU Qualifier*	*Limits*
Ba Carrier	*96.0*		*30 - 110*
Y Carrier	*81.9*		*30 - 110*

Eurofins Pensacola
3355 McLemore Drive
Pensacola, FL 32514
Phone: 850-474-1001 Fax: 850-478-2671

Chain of Custody Record

eurofins | Environment Testing

Client Information	Sampler: Rick Hagendorfer / TODD Vorejs	Lab PM: Whitmire, Cheyenne R	Carrier:	400-242673 COC	COC No: 400-122637-29464.1
Client Contact: Barry Evans	Phone: 850-336-0192	E-Mail: Cheyenne.Whitmire@et.eurofinsus.com	State of:		Page: Page 1 of 1
Company: Florida Power and Light	PWSID:				Job #:
Address: BIN 731 One Energy Place	Due Date Requested:				
City: Pensacola	TAT Requested (days):				
State, Zip: FL, 32520	Compliance Project: Δ Yes Δ No				
Phone: 850-444-6427(Tel)	PO #: 2000441641				
Email: Barry.Evans@nexteraenergy.com	WO #: 3000004117				
Project Name: CCR Smith Plant	Project #: 40006609				
Site: Florida	SSOW#:				

Analysis Requested

Preservation Codes:
A - HCL, B - NaOH, C - Zn Acetate, D - Nitric Acid, E - NaHSO4, F - MeOH, G - Amchlor, H - Ascorbic Acid, I - Ice, J - DI Water, K - EDTA, L - EDA, M - Hexane, N - None, O - AsNaO2, P - Na2O4S, Q - Na2SO3, R - Na2S2O3, S - H2SO4, T - TSP Dodecahydrate, U - Acetone, V - MCAA, W - pH 4-5, Y - Trizma, Z - other (specify)
Other:

Sample Identification	Sample Date	Sample Time	Sample Type (C=comp, G=grab)	Matrix (W=water, S=solid, O=waste/oil, BT=Tissue, A=Air)	Field Filtered Sample (Yes or No)	4500_F_C - Fluoride	6020, 7470A	2540C - TDS	SM4500_SO4_E - Sulfate	9315_Ra226, 9320_Ra228, Ra226Ra228_GFPC	SM4500_Cl_E - Chloride	FieldSampling - Field Sampling Parameters	Total Number of containers	Special Instructions/Note:
			Preservation Code:			N	N	N	N	N	N	N		
MW-08R				Water										No Sample collected
MW-10R	8-29-23	1150	G	Water	NO	X	X	X	X	X	X	X		
MW-13R				Water										No Sample collected
MW-09R	8-29-23	1416	G	Water	NO	X	X	X	X	X	X	X		
MW-11R	8-28-23	1815	G	Water	NO	X	X	X	X	X	X	X		
MW-14R	8-29-23	1658	G	Water	NO	X	X	X	X	X	X	X		
DUP-02	8-29-23	1050	G	Water	NO	X	X	X	X	X	X	X		
FB-01	8-29-23	1440	G	Water	NO	X	X	X	X	X	X	X		
EB-01	8-29-23	1444	G	Water	NO	X	X	X	X	X	X	X		

Possible Hazard Identification
☐ Non-Hazard ☐ Flammable ☐ Skin Irritant ☐ Poison B ☐ Unknown ☐ Radiological

Sample Disposal (A fee may be assessed if samples are retained longer than 1 month)
☐ Return To Client ☐ Disposal By Lab ☐ Archive For _____ Months

Deliverable Requested: I, II, III, IV, Other (specify): Level II Reports and Associated EDDs

Special Instructions/QC Requirements:

Empty Kit Relinquished by.	Date	Time:	Method of Shipment:

Relinquished by	Date/Time	Company	Received by	Date/Time	Company
	8-30-23 0810	RDH ENV.	Kirsten Hagendorfer	8-30-23 0810	RDH ENV.
Kirsten Hagendorfer	8/30/23 1033	RDH		8/30/23 1033	ECS

Custody Seals Intact: Δ Yes Δ No	Custody Seal No.:	Cooler Temperature(s) °C and Other Remarks: 4.2, 3.6, 2.8, 2.9 IR8

Ver: 06/08/2021

Eurofins Pensacola
3355 McLemore Drive
Pensacola, FL 32514
Phone: 850-474-1001 Fax: 850-478-2671

Chain of Custody Record

eurofins | Environment Testing

Client Information	Sampler: River Hagendorfer	Lab PM: Whitmire, Cheyenne R	Carrier Tracking No(s):	COC No: 400-122637-29464.1
Client Contact: Barry Evans	Phone: 850-336-0192	E-Mail: Cheyenne.Whitmire@et eurofinsus.com	State of Origin:	Page: Page 1 of 1
Company: Florida Power and Light	PWSID:			Job #:
Address: BIN 731 One Energy Place	Due Date Requested:			
City: Pensacola	TAT Requested (days):			
State, Zip: FL, 32520	Compliance Project: Δ Yes Δ No			
Phone: 850-444-6427(Tel)	PO #: 2000441641			
Email: Barry.Evans@nexteraenergy.com	WO #: 3000004117			
Project Name: CCR Smith Plant Downgradient	Project #: 40006609			
Site: Florida	SSOW#:			

Analysis Requested

400-242673 COC

Preservation Codes:
A - HCL, B - NaOH, C - Zn Acetate, D - Nitric Acid, E - NaHSO4, F - MeOH, G - Amchlor, H - Ascorbic Acid, I - Ice, J - DI Water, K - EDTA, L - EDA, M - Hexane, N - None, O - AsNaO2, P - Na2O4S, Q - Na2SO3, R - Na2S2O3, S - H2SO4, T - TSP Dodecahydrate, U - Acetone, V - MCAA, W - pH 4-5, Y - Tnzma, Z - other (specify)
Other:

Sample Identification	Sample Date	Sample Time	Sample Type (C=comp, G=grab)	Matrix (W=water, S=solid, O=waste/oil, BT=Tissue, A=Air)	Field Filtered Sample (Yes or No)	Perform MS/MSD (Yes or No)	4500_F_C - Fluoride	6020, 7470A	2540C - TDS	SM4500_SO4_E - Sulfate	9315_Ra226, 9320_Ra228, Ra226Ra228_GFPC	SM4500_Cl_E - Chloride	FieldSampling - Field Sampling Parameters	Total Number of containers	Special Instructions/Note:
			Preservation Code:				N	D	N	N	D	N	N		
MW-08R	8-31-23	1028	G	Water	NO		X	X	X	X	X	X	X	3	
~~MW-10R~~ RDH 9-1-23				Water											
MW-13R	8-31-23	1336	G	Water	NO		X	X	X	X	X	X	X	3	
~~MW-09R~~ RDH 9-1-23				Water											
~~MW-11R~~ RDH 9-1-23				Water											
~~MW-14R~~ RDH 9-1-23				Water											
DUP-03	8-31-23	0928	G	Water	NO		X	X	X	X	X	X	X	3	
				Water											

Possible Hazard Identification
☐ Non-Hazard ☐ Flammable ☐ Skin Irritant ☐ Poison B ☐ Unknown ☐ Radiological

Sample Disposal (A fee may be assessed if samples are retained longer than 1 month)
☐ Return To Client ☐ Disposal By Lab ☐ Archive For _____ Months

Deliverable Requested: I, II, III, IV, Other (specify) Level II Reports and Associated EDDs

Special Instructions/QC Requirements:

Empty Kit Relinquished by:	Date:	Time:	Method of Shipment:

	Relinquished by	Date/Time	Company	Received by	Date/Time	Company
1		9-1-23 1047	RDHENV		9-1-23 1047	RDHENV
2		9-1-23 1145	RDHENV		9/1/23 1145	FEDS
3						

Custody Seals Intact: Δ Yes Δ No | Custody Seal No.:

Cooler Temperature(s) °C and Other Remarks: 1.7°C IR8

Ver: 06/08/2021

Login Sample Receipt Checklist

Client: Florida Power and Light

Job Number: 400-242673-2
SDG Number:

Login Number: 242673
List Number: 1
Creator: Roberts, Alexis J

List Source: Eurofins Pensacola

Question	Answer	Comment
Radioactivity wasn't checked or is </= background as measured by a survey meter.	N/A	
The cooler's custody seal, if present, is intact.	N/A	
Sample custody seals, if present, are intact.	N/A	
The cooler or samples do not appear to have been compromised or tampered with.	True	
Samples were received on ice.	True	
Cooler Temperature is acceptable.	True	
Cooler Temperature is recorded.	True	4.2°C, 3.6°C, 2.8°C, 2.9°C IR8, 1.7°C IR-8, 4.1°C, 0.3°C IR10
COC is present.	True	
COC is filled out in ink and legible.	True	
COC is filled out with all pertinent information.	True	
Is the Field Sampler's name present on COC?	True	
There are no discrepancies between the containers received and the COC.	True	
Samples are received within Holding Time (excluding tests with immediate HTs)	True	
Sample containers have legible labels.	True	
Containers are not broken or leaking.	True	
Sample collection date/times are provided.	True	
Appropriate sample containers are used.	True	
Sample bottles are completely filled.	True	
Sample Preservation Verified.	True	
There is sufficient vol. for all requested analyses, incl. any requested MS/MSDs	True	
Containers requiring zero headspace have no headspace or bubble is <6mm (1/4").	N/A	
Multiphasic samples are not present.	True	
Samples do not require splitting or compositing.	True	
Residual Chlorine Checked.	N/A	

Accreditation/Certification Summary

Client: Florida Power and Light
Project/Site: CCR Smith Plant

Job ID: 400-242673-2

Laboratory: Eurofins St. Louis

All accreditations/certifications held by this laboratory are listed. Not all accreditations/certifications are applicable to this report.

Authority	Program	Identification Number	Expiration Date
Alaska (UST)	State	20-001	05-06-25
ANAB	Dept. of Defense ELAP	L2305	04-06-25
ANAB	Dept. of Energy	L2305.01	04-06-25
ANAB	ISO/IEC 17025	L2305	04-06-25
Arizona	State	AZ0813	12-08-23
California	Los Angeles County Sanitation Districts	10259	06-30-22 *
California	State	2886	06-30-24
Connecticut	State	PH-0241	03-31-25
Florida	NELAP	E87689	06-30-24
HI - RadChem Recognition	State	n/a	06-30-24
Illinois	NELAP	200023	11-30-23
Iowa	State	373	12-01-24
Kansas	NELAP	E-10236	10-31-23
Kentucky (DW)	State	KY90125	12-31-23
Kentucky (WW)	State	KY90125 (Permit KY0004049)	12-31-23
Louisiana	NELAP	04080	06-30-22 *
Louisiana (All)	NELAP	04080	06-30-24
Louisiana (DW)	State	LA011	12-31-23
Maryland	State	310	09-30-24
Massachusetts	State	M-MO054	06-30-24
MI - RadChem Recognition	State	9005	06-30-24
Missouri	State	780	06-30-25
Nevada	State	MO000542020-1	07-31-24
New Jersey	NELAP	MO002	06-30-24
New Mexico	State	MO00054	06-30-24
New York	NELAP	11616	03-31-24
North Carolina (DW)	State	29700	07-31-24
North Dakota	State	R-207	06-30-24
Oregon	NELAP	4157	09-01-24
Pennsylvania	NELAP	68-00540	02-28-24
South Carolina	State	85002001	06-30-23 *
Texas	NELAP	T104704193	07-31-24
US Fish & Wildlife	US Federal Programs	058448	07-31-24
USDA	US Federal Programs	P330-17-00028	05-18-26
Utah	NELAP	MO000542021-14	07-31-24
Virginia	NELAP	10310	06-15-25
Washington	State	C592	08-30-24
West Virginia DEP	State	381	10-31-23

* Accreditation/Certification renewal pending - accreditation/certification considered valid.

eurofins | Environment Testing

ANALYTICAL REPORT

PREPARED FOR

Attn: Barry Evans
Florida Power and Light
BIN 731
One Energy Place
Pensacola, Florida 32520

Generated 11/2/2023 10:36:18 PM Revision 2

JOB DESCRIPTION

CCR Smith Plant
SDG NUMBER Delineation Sampling Event

JOB NUMBER

400-242672-1

Eurofins Pensacola
3355 McLemore Drive
Pensacola FL 32514

See page two for job notes and contact information.

myEOL

Job Notes

This report may not be reproduced except in full, and with written approval from the laboratory. The results relate only to the samples tested. For questions please contact the Project Manager at the e-mail address or telephone number listed on this page.

The test results in this report relate only to the samples as received by the laboratory and will meet all requirements of the methodology, with any exceptions noted. This report shall not be reproduced except in full, without the express written approval of the laboratory. All questions should be directed to the Eurofins Environment Testing Southeast, LLC Project Manager.

Authorization



Generated
11/2/2023 10:36:18 PM
Revision 2

Authorized for release by
Cheyenne Whitmire, Project Manager II
Cheyenne.Whitmire@et.eurofinsus.com
(850)471-6222

Table of Contents

Cover Page 1
Table of Contents 3
Case Narrative 4
Detection Summary 5
Method Summary 6
Sample Summary 7
Client Sample Results 8
Definitions 12
Chronicle 13
QC Association 15
QC Sample Results 18
Chain of Custody 25
Receipt Checklists 27
Certification Summary 28

Job ID: 400-242672-1

Laboratory: Eurofins Pensacola

Narrative

Job Narrative
400-242672-1

Receipt
The samples were received on 8/30/2023 10:33 AM. Unless otherwise noted below, the samples arrived in good condition, and where required, properly preserved and on ice. The temperatures of the 5 coolers at receipt time were 0.0º C, 0.0º C, 2.2º C, 3.6º C and 4.2º C.

Metals
Method 6020B: The matrix spike / matrix spike duplicate (MS/MSD) recoveries for preparation batch 400-640841 and analytical batch 400-641040 were outside control limits for one or more analytes. See QC Sample Results for detail. Sample matrix interference and/or non-homogeneity are suspected because the associated laboratory control sample (LCS) recovery is within acceptance limits.

Method 6020B: The following samples were diluted to bring the concentration of target analytes within the calibration range: MWI-12A (400-242672-1) and PZ-14 (400-242672-2). Elevated reporting limits (RLs) are provided.

Method 6020B: The ICB, CRI, ICSA, and CCV result for batch 400-641040 was outside the control limit. Laboratory control spike and results were within the acceptable limits, and have been reported as qualified data.

General Chemistry
Method SM 4500 Cl- E: The native sample, matrix spike, and matrix spike duplicate (MS/MSD) associated with analytical batch 400-640388 were performed at the same dilution. Due to the additional level of analyte present in the spiked samples, the concentration of Chloride in the MS/MSD was above the instrument calibration range. The data have been reported and qualified.

Method SM 4500 Cl- E: The following samples were diluted to bring the concentration of target analytes within the calibration range: MWI-12A (400-242672-1), PZ-14 (400-242672-2), (400-242672-B-2 MS), (400-242672-B-2 MSD), (400-243004-B-1), (400-243004-B-1 MS) and (400-243004-B-1 MSD). Elevated reporting limits (RLs) are provided.

Method SM 4500 SO4 E: Due to the high concentration of Sulfate, the matrix spike / matrix spike duplicate (MS/MSD) for analytical batch 400-640429 could not be evaluated for accuracy and precision. The associated laboratory control sample (LCS) met acceptance criteria.

Method SM 4500 SO4 E: The following samples were diluted to bring the concentration of target analytes within the calibration range: MWI-12A (400-242672-1), PZ-14 (400-242672-2) and (400-242673-B-13). Elevated reporting limits (RLs) are provided.

Method SM 4500 SO4 E: The following sample was diluted to bring the concentration of target analytes within the calibration range: MWI-12A (400-242672-1). Elevated reporting limits (RLs) are provided.

Method SM 4500 SO4 E: The matrix spike / matrix spike duplicate (MS/MSD) recoveries and precision for analytical batch 400-648238 were outside control limits. Sample matrix interference and/or non-homogeneity are suspected.

No additional analytical or quality issues were noted, other than those described above or in the Definitions/Glossary page.

Revision
The report being provided is a revision of the original report sent on 10/11/2023. The report (revision 2) is being revised due to: Sample did not match historical..

Detection Summary

Client: Florida Power and Light
Project/Site: CCR Smith Plant

Job ID: 400-242672-1
SDG: Delineation Sampling Event

Client Sample ID: MWI-12A — Lab Sample ID: 400-242672-1

Analyte	Result	Qualifier	PQL	MDL	Unit	Dil Fac	D	Method	Prep Type
Arsenic	0.0030		0.0013	0.0012	mg/L	5		6020B	Total Recoverable
Barium	0.074		0.0025	0.0018	mg/L	5		6020B	Total Recoverable
Boron	8.5		2.5	1.5	mg/L	250		6020B	Total Recoverable
Calcium	84		0.25	0.13	mg/L	5		6020B	Total Recoverable
Molybdenum	0.046		0.015	0.00046	mg/L	5		6020B	Total Recoverable
Total Dissolved Solids	880		10	10	mg/L	1		SM 2540C	Total/NA
Chloride	250		20	14	mg/L	10		SM 4500 Cl- E	Total/NA
Fluoride	0.075	I	0.10	0.070	mg/L	1		SM 4500 F C	Total/NA
Sulfate	2200		500	140	mg/L	100		SM 4500 SO4 E	Total/NA
Sulfate	200	Q	100	28	mg/L	20		SM 4500 SO4 E	Total/NA
Field pH	5.95				SU	1		Field Sampling	Total/NA

Client Sample ID: PZ-14 — Lab Sample ID: 400-242672-2

Analyte	Result	Qualifier	PQL	MDL	Unit	Dil Fac	D	Method	Prep Type
Arsenic	0.0026		0.0013	0.0012	mg/L	5		6020B	Total Recoverable
Barium	0.12		0.0025	0.0018	mg/L	5		6020B	Total Recoverable
Boron	13		2.5	1.5	mg/L	250		6020B	Total Recoverable
Calcium	550		0.25	0.13	mg/L	5		6020B	Total Recoverable
Molybdenum	0.00051	I	0.015	0.00046	mg/L	5		6020B	Total Recoverable
Total Dissolved Solids	5300		50	50	mg/L	1		SM 2540C	Total/NA
Chloride	1900		100	70	mg/L	50		SM 4500 Cl- E	Total/NA
Fluoride	0.62		0.10	0.070	mg/L	1		SM 4500 F C	Total/NA
Sulfate	1500		500	140	mg/L	100		SM 4500 SO4 E	Total/NA
Field pH	6.29				SU	1		Field Sampling	Total/NA

Client Sample ID: FB-02 — Lab Sample ID: 400-242672-3

No Detections.

Client Sample ID: EB-02 — Lab Sample ID: 400-242672-4

Analyte	Result	Qualifier	PQL	MDL	Unit	Dil Fac	D	Method	Prep Type
Barium	0.0023	I	0.0025	0.0018	mg/L	5		6020B	Total Recoverable

This Detection Summary does not include radiochemical test results.

Method Summary

Client: Florida Power and Light
Project/Site: CCR Smith Plant

Job ID: 400-242672-1
SDG: Delineation Sampling Event

Method	Method Description	Protocol	Laboratory
6020B	Metals (ICP/MS)	SW846	EET PEN
7470A	Mercury (CVAA)	SW846	EET PEN
SM 2540C	Solids, Total Dissolved (TDS)	SM	EET PEN
SM 4500 Cl- E	Chloride, Total	SM	EET PEN
SM 4500 F C	Fluoride	SM	EET PEN
SM 4500 SO4 E	Sulfate, Total	SM	EET PEN
Field Sampling	Field Sampling	EPA	EET PEN
3005A	Preparation, Total Recoverable or Dissolved Metals	SW846	EET PEN
7470A	Preparation, Mercury	SW846	EET PEN

Protocol References:

EPA = US Environmental Protection Agency

SM = "Standard Methods For The Examination Of Water And Wastewater"

SW846 = "Test Methods For Evaluating Solid Waste, Physical/Chemical Methods", Third Edition, November 1986 And Its Updates.

Laboratory References:

EET PEN = Eurofins Pensacola, 3355 McLemore Drive, Pensacola, FL 32514, TEL (850)474-1001

Sample Summary

Client: Florida Power and Light
Project/Site: CCR Smith Plant

Job ID: 400-242672-1
SDG: Delineation Sampling Event

Lab Sample ID	Client Sample ID	Matrix	Collected	Received
400-242672-1	MWI-12A	Water	08/29/23 09:07	08/30/23 10:33
400-242672-2	PZ-14	Water	08/31/23 16:15	09/01/23 11:45
400-242672-3	FB-02	Water	08/31/23 14:32	09/01/23 11:45
400-242672-4	EB-02	Water	08/31/23 14:39	09/01/23 11:45

Client Sample ID: MWI-12A

Date Collected: 08/29/23 09:07
Date Received: 08/30/23 10:33

Lab Sample ID: 400-242672-1

Matrix: Water

Method: SW846 6020B - Metals (ICP/MS) - Total Recoverable

Analyte	Result	Qualifier	PQL	MDL	Unit	D	Prepared	Analyzed	Dil Fac
Antimony	0.00050	U	0.0025	0.00050	mg/L		09/13/23 11:32	09/14/23 09:17	5
Arsenic	**0.0030**		0.0013	0.0012	mg/L		09/13/23 11:32	09/14/23 09:17	5
Barium	**0.074**		0.0025	0.0018	mg/L		09/13/23 11:32	09/14/23 09:17	5
Beryllium	0.00028	U	0.0025	0.00028	mg/L		09/13/23 11:32	09/14/23 09:17	5
Boron	**8.5**		2.5	1.5	mg/L		09/13/23 11:32	09/20/23 08:34	250
Cadmium	0.00065	U	0.0025	0.00065	mg/L		09/13/23 11:32	09/14/23 09:17	5
Calcium	**84**		0.25	0.13	mg/L		09/13/23 11:32	09/14/23 09:17	5
Chromium	0.0021	U	0.0025	0.0021	mg/L		09/13/23 11:32	09/14/23 09:17	5
Cobalt	0.00056	U	0.0025	0.00056	mg/L		09/13/23 11:32	09/14/23 09:17	5
Lead	0.00081	U	0.0013	0.00081	mg/L		09/13/23 11:32	09/14/23 09:17	5
Lithium	0.0049	U	0.0050	0.0049	mg/L		09/13/23 11:32	09/14/23 09:17	5
Molybdenum	**0.046**		0.015	0.00046	mg/L		09/13/23 11:32	09/14/23 09:17	5
Selenium	0.00082	U	0.0013	0.00082	mg/L		09/13/23 11:32	09/14/23 09:17	5
Thallium	0.00011	U	0.00050	0.00011	mg/L		09/13/23 11:32	09/14/23 09:17	5

Method: SW846 7470A - Mercury (CVAA)

Analyte	Result	Qualifier	PQL	MDL	Unit	D	Prepared	Analyzed	Dil Fac
Mercury	0.00015	U	0.00020	0.00015	mg/L		09/11/23 10:55	09/11/23 17:56	1

General Chemistry

Analyte	Result	Qualifier	PQL	MDL	Unit	D	Prepared	Analyzed	Dil Fac
Total Dissolved Solids (SM 2540C)	**880**		10	10	mg/L			08/31/23 06:35	1
Chloride (SM 4500 Cl- E)	**250**		20	14	mg/L			09/08/23 19:02	10
Fluoride (SM 4500 F C)	**0.075**	**I**	0.10	0.070	mg/L			08/31/23 10:12	1
Sulfate (SM 4500 SO4 E)	**2200**		500	140	mg/L			09/09/23 18:35	100
Sulfate (SM 4500 SO4 E)	**200**	**Q**	100	28	mg/L			11/01/23 13:42	20

Method: EPA Field Sampling - Field Sampling

Analyte	Result	Qualifier	PQL	MDL	Unit	D	Prepared	Analyzed	Dil Fac
Field pH	**5.95**				SU			08/29/23 09:07	1

Client Sample ID: PZ-14

Date Collected: 08/31/23 16:15
Date Received: 09/01/23 11:45

Lab Sample ID: 400-242672-2

Matrix: Water

Method: SW846 6020B - Metals (ICP/MS) - Total Recoverable

Analyte	Result	Qualifier	PQL	MDL	Unit	D	Prepared	Analyzed	Dil Fac
Antimony	0.00050	U	0.0025	0.00050	mg/L		09/13/23 11:32	09/14/23 09:20	5
Arsenic	**0.0026**		0.0013	0.0012	mg/L		09/13/23 11:32	09/14/23 09:20	5
Barium	**0.12**		0.0025	0.0018	mg/L		09/13/23 11:32	09/14/23 09:20	5
Beryllium	0.00028	U	0.0025	0.00028	mg/L		09/13/23 11:32	09/14/23 09:20	5
Boron	**13**		2.5	1.5	mg/L		09/13/23 11:32	09/20/23 08:38	250
Cadmium	0.00065	U	0.0025	0.00065	mg/L		09/13/23 11:32	09/14/23 09:20	5
Calcium	**550**		0.25	0.13	mg/L		09/13/23 11:32	09/14/23 09:20	5
Chromium	0.0021	U	0.0025	0.0021	mg/L		09/13/23 11:32	09/14/23 09:20	5
Cobalt	0.00056	U	0.0025	0.00056	mg/L		09/13/23 11:32	09/14/23 09:20	5
Lead	0.00081	U	0.0013	0.00081	mg/L		09/13/23 11:32	09/14/23 09:20	5
Lithium	0.0049	U	0.0050	0.0049	mg/L		09/13/23 11:32	09/14/23 09:20	5
Molybdenum	**0.00051**	**I**	0.015	0.00046	mg/L		09/13/23 11:32	09/14/23 09:20	5
Selenium	0.00082	U	0.0013	0.00082	mg/L		09/13/23 11:32	09/14/23 09:20	5
Thallium	0.00011	U	0.00050	0.00011	mg/L		09/13/23 11:32	09/14/23 09:20	5

Method: SW846 7470A - Mercury (CVAA)

Analyte	Result	Qualifier	PQL	MDL	Unit	D	Prepared	Analyzed	Dil Fac
Mercury	0.00015	U	0.00020	0.00015	mg/L		09/11/23 10:55	09/11/23 18:00	1

General Chemistry

Analyte	Result	Qualifier	PQL	MDL	Unit	D	Prepared	Analyzed	Dil Fac
Total Dissolved Solids (SM 2540C)	**5300**		50	50	mg/L			09/03/23 15:48	1
Chloride (SM 4500 Cl- E)	**1900**		100	70	mg/L			09/08/23 19:26	50
Fluoride (SM 4500 F C)	**0.62**		0.10	0.070	mg/L			09/05/23 10:43	1
Sulfate (SM 4500 SO4 E)	**1500**		500	140	mg/L			09/09/23 18:36	100

Method: EPA Field Sampling - Field Sampling

Analyte	Result	Qualifier	PQL	MDL	Unit	D	Prepared	Analyzed	Dil Fac
Field pH	**6.29**				SU			08/31/23 16:15	1

Client Sample Results

Client: Florida Power and Light
Project/Site: CCR Smith Plant

Job ID: 400-242672-1
SDG: Delineation Sampling Event

Client Sample ID: FB-02

Date Collected: 08/31/23 14:32
Date Received: 09/01/23 11:45

Lab Sample ID: 400-242672-3

Matrix: Water

Method: SW846 6020B - Metals (ICP/MS) - Total Recoverable

Analyte	Result	Qualifier	PQL	MDL	Unit	D	Prepared	Analyzed	Dil Fac
Antimony	0.00050	U	0.0025	0.00050	mg/L		09/13/23 11:32	09/14/23 09:56	5
Arsenic	0.0012	U	0.0013	0.0012	mg/L		09/13/23 11:32	09/14/23 09:56	5
Barium	0.0018	U	0.0025	0.0018	mg/L		09/13/23 11:32	09/14/23 09:56	5
Beryllium	0.00028	U	0.0025	0.00028	mg/L		09/13/23 11:32	09/14/23 09:56	5
Boron	0.029	U	0.050	0.029	mg/L		09/13/23 11:32	09/20/23 08:41	5
Cadmium	0.00065	U	0.0025	0.00065	mg/L		09/13/23 11:32	09/14/23 09:56	5
Calcium	0.13	U	0.25	0.13	mg/L		09/13/23 11:32	09/14/23 09:56	5
Chromium	0.0021	U	0.0025	0.0021	mg/L		09/13/23 11:32	09/14/23 09:56	5
Cobalt	0.00056	U	0.0025	0.00056	mg/L		09/13/23 11:32	09/14/23 09:56	5
Lead	0.00081	U	0.0013	0.00081	mg/L		09/13/23 11:32	09/14/23 09:56	5
Lithium	0.0049	U	0.0050	0.0049	mg/L		09/13/23 11:32	09/14/23 09:56	5
Molybdenum	0.00046	U	0.015	0.00046	mg/L		09/13/23 11:32	09/14/23 09:56	5
Selenium	0.00082	U	0.0013	0.00082	mg/L		09/13/23 11:32	09/14/23 09:56	5
Thallium	0.00011	U	0.00050	0.00011	mg/L		09/13/23 11:32	09/14/23 09:56	5

Method: SW846 7470A - Mercury (CVAA)

Analyte	Result	Qualifier	PQL	MDL	Unit	D	Prepared	Analyzed	Dil Fac
Mercury	0.00015	U	0.00020	0.00015	mg/L		09/11/23 10:55	09/11/23 18:04	1

General Chemistry

Analyte	Result	Qualifier	PQL	MDL	Unit	D	Prepared	Analyzed	Dil Fac
Total Dissolved Solids (SM 2540C)	5.0	U	5.0	5.0	mg/L			09/03/23 15:48	1
Chloride (SM 4500 Cl- E)	1.4	U	2.0	1.4	mg/L			09/08/23 18:22	1
Fluoride (SM 4500 F C)	0.070	U	0.10	0.070	mg/L			09/05/23 10:43	1
Sulfate (SM 4500 SO4 E)	1.4	U	5.0	1.4	mg/L			09/09/23 17:01	1

Client Sample Results

Client: Florida Power and Light
Project/Site: CCR Smith Plant

Job ID: 400-242672-1
SDG: Delineation Sampling Event

Client Sample ID: EB-02

Date Collected: 08/31/23 14:39
Date Received: 09/01/23 11:45

Lab Sample ID: 400-242672-4

Matrix: Water

Method: SW846 6020B - Metals (ICP/MS) - Total Recoverable

Analyte	Result	Qualifier	PQL	MDL	Unit	D	Prepared	Analyzed	Dil Fac
Antimony	0.00050	U	0.0025	0.00050	mg/L		09/13/23 11:32	09/14/23 10:00	5
Arsenic	0.0012	U	0.0013	0.0012	mg/L		09/13/23 11:32	09/14/23 10:00	5
Barium	**0.0023**	**I**	0.0025	0.0018	mg/L		09/13/23 11:32	09/14/23 10:00	5
Beryllium	0.00028	U	0.0025	0.00028	mg/L		09/13/23 11:32	09/14/23 10:00	5
Boron	0.029	U	0.050	0.029	mg/L		09/13/23 11:32	09/20/23 08:44	5
Cadmium	0.00065	U	0.0025	0.00065	mg/L		09/13/23 11:32	09/14/23 10:00	5
Calcium	0.13	U	0.25	0.13	mg/L		09/13/23 11:32	09/14/23 10:00	5
Chromium	0.0021	U	0.0025	0.0021	mg/L		09/13/23 11:32	09/14/23 10:00	5
Cobalt	0.00056	U	0.0025	0.00056	mg/L		09/13/23 11:32	09/14/23 10:00	5
Lead	0.00081	U	0.0013	0.00081	mg/L		09/13/23 11:32	09/14/23 10:00	5
Lithium	0.0049	U	0.0050	0.0049	mg/L		09/13/23 11:32	09/14/23 10:00	5
Molybdenum	0.00046	U	0.015	0.00046	mg/L		09/13/23 11:32	09/14/23 10:00	5
Selenium	0.00082	U	0.0013	0.00082	mg/L		09/13/23 11:32	09/14/23 10:00	5
Thallium	0.00011	U	0.00050	0.00011	mg/L		09/13/23 11:32	09/14/23 10:00	5

Method: SW846 7470A - Mercury (CVAA)

Analyte	Result	Qualifier	PQL	MDL	Unit	D	Prepared	Analyzed	Dil Fac
Mercury	0.00015	U	0.00020	0.00015	mg/L		09/11/23 10:55	09/11/23 18:05	1

General Chemistry

Analyte	Result	Qualifier	PQL	MDL	Unit	D	Prepared	Analyzed	Dil Fac
Total Dissolved Solids (SM 2540C)	5.0	U	5.0	5.0	mg/L			09/03/23 15:48	1
Chloride (SM 4500 Cl- E)	1.4	U	2.0	1.4	mg/L			09/08/23 18:23	1
Fluoride (SM 4500 F C)	0.070	U	0.10	0.070	mg/L			09/05/23 10:43	1
Sulfate (SM 4500 SO4 E)	1.4	U	5.0	1.4	mg/L			09/09/23 17:02	1

Qualifiers

Metals

Qualifier	Qualifier Description
I	The reported value is between the laboratory method detection limit and the laboratory practical quantitation limit.
J3	Estimated value; value may not be accurate. Spike recovery or RPD outside of criteria.
U	Indicates that the compound was analyzed for but not detected.

General Chemistry

Qualifier	Qualifier Description
I	The reported value is between the laboratory method detection limit and the laboratory practical quantitation limit.
J3	Estimated value; value may not be accurate. Spike recovery or RPD outside of criteria.
Q	Sample held beyond the accepted holding time.
U	Indicates that the compound was analyzed for but not detected.

Glossary

Abbreviation	These commonly used abbreviations may or may not be present in this report.
¤	Listed under the "D" column to designate that the result is reported on a dry weight basis
%R	Percent Recovery
CFL	Contains Free Liquid
CFU	Colony Forming Unit
CNF	Contains No Free Liquid
DER	Duplicate Error Ratio (normalized absolute difference)
Dil Fac	Dilution Factor
DL	Detection Limit (DoD/DOE)
DL, RA, RE, IN	Indicates a Dilution, Re-analysis, Re-extraction, or additional Initial metals/anion analysis of the sample
DLC	Decision Level Concentration (Radiochemistry)
EDL	Estimated Detection Limit (Dioxin)
LOD	Limit of Detection (DoD/DOE)
LOQ	Limit of Quantitation (DoD/DOE)
MCL	EPA recommended "Maximum Contaminant Level"
MDA	Minimum Detectable Activity (Radiochemistry)
MDC	Minimum Detectable Concentration (Radiochemistry)
MDL	Method Detection Limit
ML	Minimum Level (Dioxin)
MPN	Most Probable Number
MQL	Method Quantitation Limit
NC	Not Calculated
ND	Not Detected at the reporting limit (or MDL or EDL if shown)
NEG	Negative / Absent
POS	Positive / Present
PQL	Practical Quantitation Limit
PRES	Presumptive
QC	Quality Control
RER	Relative Error Ratio (Radiochemistry)
RL	Reporting Limit or Requested Limit (Radiochemistry)
RPD	Relative Percent Difference, a measure of the relative difference between two points
TEF	Toxicity Equivalent Factor (Dioxin)
TEQ	Toxicity Equivalent Quotient (Dioxin)
TNTC	Too Numerous To Count

Lab Chronicle

Client: Florida Power and Light
Project/Site: CCR Smith Plant

Job ID: 400-242672-1
SDG: Delineation Sampling Event

Client Sample ID: MWI-12A
Date Collected: 08/29/23 09:07
Date Received: 08/30/23 10:33

Lab Sample ID: 400-242672-1
Matrix: Water

Prep Type	Batch Type	Batch Method	Run	Dilution Factor	Batch Number	Analyst	Lab	Prepared or Analyzed
Total Recoverable	Prep	3005A			640841	MS	EET PEN	09/13/23 11:32 - 09/13/23 14:49 [1]
Total Recoverable	Analysis	6020B		250	641879	BAW	EET PEN	09/20/23 08:34
Total Recoverable	Prep	3005A			640841	MS	EET PEN	09/13/23 11:32 - 09/13/23 14:49 [1]
Total Recoverable	Analysis	6020B		5	641040	NTH	EET PEN	09/14/23 09:17
Total/NA	Prep	7470A			640485	NET	EET PEN	09/11/23 10:55 - 09/11/23 12:57 [1]
Total/NA	Analysis	7470A		1	640640	NET	EET PEN	09/11/23 17:56
Total/NA	Analysis	SM 2540C		1	639249	HA	EET PEN	08/31/23 06:35
Total/NA	Analysis	SM 4500 Cl- E		10	640388	CJK	EET PEN	09/08/23 19:02
Total/NA	Analysis	SM 4500 F C		1	639285	JP	EET PEN	08/31/23 10:12
Total/NA	Analysis	SM 4500 SO4 E		20	648238	CJK	EET PEN	11/01/23 13:42
Total/NA	Analysis	SM 4500 SO4 E		100	640429	CJK	EET PEN	09/09/23 18:35
Total/NA	Analysis	Field Sampling		1	645015	UT	EET PEN	08/29/23 09:07

Client Sample ID: PZ-14
Date Collected: 08/31/23 16:15
Date Received: 09/01/23 11:45

Lab Sample ID: 400-242672-2
Matrix: Water

Prep Type	Batch Type	Batch Method	Run	Dilution Factor	Batch Number	Analyst	Lab	Prepared or Analyzed
Total Recoverable	Prep	3005A			640841	MS	EET PEN	09/13/23 11:32 - 09/13/23 14:49 [1]
Total Recoverable	Analysis	6020B		250	641879	BAW	EET PEN	09/20/23 08:38
Total Recoverable	Prep	3005A			640841	MS	EET PEN	09/13/23 11:32 - 09/13/23 14:49 [1]
Total Recoverable	Analysis	6020B		5	641040	NTH	EET PEN	09/14/23 09:20
Total/NA	Prep	7470A			640485	NET	EET PEN	09/11/23 10:55 - 09/11/23 12:57 [1]
Total/NA	Analysis	7470A		1	640640	NET	EET PEN	09/11/23 18:00
Total/NA	Analysis	SM 2540C		1	639622	HA	EET PEN	09/03/23 15:48
Total/NA	Analysis	SM 4500 Cl- E		50	640388	CJK	EET PEN	09/08/23 19:26
Total/NA	Analysis	SM 4500 F C		1	639700	JP	EET PEN	09/05/23 10:43
Total/NA	Analysis	SM 4500 SO4 E		100	640429	CJK	EET PEN	09/09/23 18:36
Total/NA	Analysis	Field Sampling		1	645015	UT	EET PEN	08/31/23 16:15

Client Sample ID: FB-02
Date Collected: 08/31/23 14:32
Date Received: 09/01/23 11:45

Lab Sample ID: 400-242672-3
Matrix: Water

Prep Type	Batch Type	Batch Method	Run	Dilution Factor	Batch Number	Analyst	Lab	Prepared or Analyzed
Total Recoverable	Prep	3005A			640841	MS	EET PEN	09/13/23 11:32 - 09/13/23 14:49 [1]
Total Recoverable	Analysis	6020B		5	641879	BAW	EET PEN	09/20/23 08:41
Total Recoverable	Prep	3005A			640841	MS	EET PEN	09/13/23 11:32 - 09/13/23 14:49 [1]
Total Recoverable	Analysis	6020B		5	641040	NTH	EET PEN	09/14/23 09:56
Total/NA	Prep	7470A			640485	NET	EET PEN	09/11/23 10:55 - 09/11/23 12:57 [1]
Total/NA	Analysis	7470A		1	640640	NET	EET PEN	09/11/23 18:04
Total/NA	Analysis	SM 2540C		1	639622	HA	EET PEN	09/03/23 15:48
Total/NA	Analysis	SM 4500 Cl- E		1	640388	CJK	EET PEN	09/08/23 18:22

Lab Chronicle

Client: Florida Power and Light
Project/Site: CCR Smith Plant

Job ID: 400-242672-1
SDG: Delineation Sampling Event

Client Sample ID: FB-02
Date Collected: 08/31/23 14:32
Date Received: 09/01/23 11:45

Lab Sample ID: 400-242672-3
Matrix: Water

Prep Type	Batch Type	Batch Method	Run	Dilution Factor	Batch Number	Analyst	Lab	Prepared or Analyzed
Total/NA	Analysis	SM 4500 F C		1	639700	JP	EET PEN	09/05/23 10:43
Total/NA	Analysis	SM 4500 SO4 E		1	640429	CJK	EET PEN	09/09/23 17:01

Client Sample ID: EB-02
Date Collected: 08/31/23 14:39
Date Received: 09/01/23 11:45

Lab Sample ID: 400-242672-4
Matrix: Water

Prep Type	Batch Type	Batch Method	Run	Dilution Factor	Batch Number	Analyst	Lab	Prepared or Analyzed
Total Recoverable	Prep	3005A			640841	MS	EET PEN	09/13/23 11:32 - 09/13/23 14:49 [1]
Total Recoverable	Analysis	6020B		5	641879	BAW	EET PEN	09/20/23 08:44
Total Recoverable	Prep	3005A			640841	MS	EET PEN	09/13/23 11:32 - 09/13/23 14:49 [1]
Total Recoverable	Analysis	6020B		5	641040	NTH	EET PEN	09/14/23 10:00
Total/NA	Prep	7470A			640485	NET	EET PEN	09/11/23 10:55 - 09/11/23 12:57 [1]
Total/NA	Analysis	7470A		1	640640	NET	EET PEN	09/11/23 18:05
Total/NA	Analysis	SM 2540C		1	639622	HA	EET PEN	09/03/23 15:48
Total/NA	Analysis	SM 4500 Cl- E		1	640388	CJK	EET PEN	09/08/23 18:23
Total/NA	Analysis	SM 4500 F C		1	639700	JP	EET PEN	09/05/23 10:43
Total/NA	Analysis	SM 4500 SO4 E		1	640429	CJK	EET PEN	09/09/23 17:02

[1] This procedure uses a method stipulated length of time for the process. Both start and end times are displayed.

Laboratory References:

EET PEN = Eurofins Pensacola, 3355 McLemore Drive, Pensacola, FL 32514, TEL (850)474-1001

Metals

Prep Batch: 640485

Lab Sample ID	Client Sample ID	Prep Type	Matrix	Method	Prep Batch
400-242672-1	MWI-12A	Total/NA	Water	7470A	
400-242672-2	PZ-14	Total/NA	Water	7470A	
400-242672-3	FB-02	Total/NA	Water	7470A	
400-242672-4	EB-02	Total/NA	Water	7470A	
MB 400-640485/14-A	Method Blank	Total/NA	Water	7470A	
LCS 400-640485/15-A	Lab Control Sample	Total/NA	Water	7470A	
400-242672-1 MS	MWI-12A	Total/NA	Water	7470A	
400-242672-1 MSD	MWI-12A	Total/NA	Water	7470A	

Analysis Batch: 640640

Lab Sample ID	Client Sample ID	Prep Type	Matrix	Method	Prep Batch
400-242672-1	MWI-12A	Total/NA	Water	7470A	640485
400-242672-2	PZ-14	Total/NA	Water	7470A	640485
400-242672-3	FB-02	Total/NA	Water	7470A	640485
400-242672-4	EB-02	Total/NA	Water	7470A	640485
MB 400-640485/14-A	Method Blank	Total/NA	Water	7470A	640485
LCS 400-640485/15-A	Lab Control Sample	Total/NA	Water	7470A	640485
400-242672-1 MS	MWI-12A	Total/NA	Water	7470A	640485
400-242672-1 MSD	MWI-12A	Total/NA	Water	7470A	640485

Prep Batch: 640841

Lab Sample ID	Client Sample ID	Prep Type	Matrix	Method	Prep Batch
400-242672-1	MWI-12A	Total Recoverable	Water	3005A	
400-242672-2	PZ-14	Total Recoverable	Water	3005A	
400-242672-3	FB-02	Total Recoverable	Water	3005A	
400-242672-4	EB-02	Total Recoverable	Water	3005A	
MB 400-640841/1-A ^5	Method Blank	Total Recoverable	Water	3005A	
LCS 400-640841/2-A ^5	Lab Control Sample	Total Recoverable	Water	3005A	
400-242672-2 MS	PZ-14	Total Recoverable	Water	3005A	
400-242672-2 MSD	PZ-14	Total Recoverable	Water	3005A	

Analysis Batch: 641040

Lab Sample ID	Client Sample ID	Prep Type	Matrix	Method	Prep Batch
400-242672-1	MWI-12A	Total Recoverable	Water	6020B	640841
400-242672-2	PZ-14	Total Recoverable	Water	6020B	640841
400-242672-3	FB-02	Total Recoverable	Water	6020B	640841
400-242672-4	EB-02	Total Recoverable	Water	6020B	640841
MB 400-640841/1-A ^5	Method Blank	Total Recoverable	Water	6020B	640841
LCS 400-640841/2-A ^5	Lab Control Sample	Total Recoverable	Water	6020B	640841
400-242672-2 MS	PZ-14	Total Recoverable	Water	6020B	640841
400-242672-2 MSD	PZ-14	Total Recoverable	Water	6020B	640841

Analysis Batch: 641611

Lab Sample ID	Client Sample ID	Prep Type	Matrix	Method	Prep Batch
MB 400-640841/1-A ^5	Method Blank	Total Recoverable	Water	6020B	640841

Analysis Batch: 641879

Lab Sample ID	Client Sample ID	Prep Type	Matrix	Method	Prep Batch
400-242672-1	MWI-12A	Total Recoverable	Water	6020B	640841
400-242672-2	PZ-14	Total Recoverable	Water	6020B	640841
400-242672-3	FB-02	Total Recoverable	Water	6020B	640841

Metals (Continued)

Analysis Batch: 641879 (Continued)

Lab Sample ID	Client Sample ID	Prep Type	Matrix	Method	Prep Batch
400-242672-4	EB-02	Total Recoverable	Water	6020B	640841

General Chemistry

Analysis Batch: 639249

Lab Sample ID	Client Sample ID	Prep Type	Matrix	Method	Prep Batch
400-242672-1	MWI-12A	Total/NA	Water	SM 2540C	
MB 400-639249/1	Method Blank	Total/NA	Water	SM 2540C	
LCS 400-639249/2	Lab Control Sample	Total/NA	Water	SM 2540C	
400-242675-B-2 DU	Duplicate	Total/NA	Water	SM 2540C	

Analysis Batch: 639285

Lab Sample ID	Client Sample ID	Prep Type	Matrix	Method	Prep Batch
400-242672-1	MWI-12A	Total/NA	Water	SM 4500 F C	
MB 400-639285/10	Method Blank	Total/NA	Water	SM 4500 F C	
LCS 400-639285/12	Lab Control Sample	Total/NA	Water	SM 4500 F C	
MRL 400-639285/11	Lab Control Sample	Total/NA	Water	SM 4500 F C	
560-112323-F-1 MS	Matrix Spike	Total/NA	Water	SM 4500 F C	
560-112323-F-1 MSD	Matrix Spike Duplicate	Total/NA	Water	SM 4500 F C	
560-112302-A-1 DU	Duplicate	Total/NA	Water	SM 4500 F C	

Analysis Batch: 639622

Lab Sample ID	Client Sample ID	Prep Type	Matrix	Method	Prep Batch
400-242672-2	PZ-14	Total/NA	Water	SM 2540C	
400-242672-3	FB-02	Total/NA	Water	SM 2540C	
400-242672-4	EB-02	Total/NA	Water	SM 2540C	
MB 400-639622/1	Method Blank	Total/NA	Water	SM 2540C	
LCS 400-639622/2	Lab Control Sample	Total/NA	Water	SM 2540C	
400-242860-A-3 DU	Duplicate	Total/NA	Water	SM 2540C	

Analysis Batch: 639700

Lab Sample ID	Client Sample ID	Prep Type	Matrix	Method	Prep Batch
400-242672-2	PZ-14	Total/NA	Water	SM 4500 F C	
400-242672-3	FB-02	Total/NA	Water	SM 4500 F C	
400-242672-4	EB-02	Total/NA	Water	SM 4500 F C	
MB 400-639700/10	Method Blank	Total/NA	Water	SM 4500 F C	
LCS 400-639700/12	Lab Control Sample	Total/NA	Water	SM 4500 F C	
MRL 400-639700/11	Lab Control Sample	Total/NA	Water	SM 4500 F C	
400-242880-B-1 MS	Matrix Spike	Total/NA	Water	SM 4500 F C	
400-242880-B-1 MSD	Matrix Spike Duplicate	Total/NA	Water	SM 4500 F C	
400-242672-4 DU	EB-02	Total/NA	Water	SM 4500 F C	

Analysis Batch: 640388

Lab Sample ID	Client Sample ID	Prep Type	Matrix	Method	Prep Batch
400-242672-1	MWI-12A	Total/NA	Water	SM 4500 Cl- E	
400-242672-2	PZ-14	Total/NA	Water	SM 4500 Cl- E	
400-242672-3	FB-02	Total/NA	Water	SM 4500 Cl- E	
400-242672-4	EB-02	Total/NA	Water	SM 4500 Cl- E	
MB 400-640388/13	Method Blank	Total/NA	Water	SM 4500 Cl- E	
MB 400-640388/44	Method Blank	Total/NA	Water	SM 4500 Cl- E	
MRL 400-640388/15	Lab Control Sample	Total/NA	Water	SM 4500 Cl- E	

General Chemistry (Continued)

Analysis Batch: 640388 (Continued)

Lab Sample ID	Client Sample ID	Prep Type	Matrix	Method	Prep Batch
400-242672-2 MS	PZ-14	Total/NA	Water	SM 4500 Cl- E	
400-242672-2 MSD	PZ-14	Total/NA	Water	SM 4500 Cl- E	

Analysis Batch: 640429

Lab Sample ID	Client Sample ID	Prep Type	Matrix	Method	Prep Batch
400-242672-1	MWI-12A	Total/NA	Water	SM 4500 SO4 E	
400-242672-2	PZ-14	Total/NA	Water	SM 4500 SO4 E	
400-242672-3	FB-02	Total/NA	Water	SM 4500 SO4 E	
400-242672-4	EB-02	Total/NA	Water	SM 4500 SO4 E	
MB 400-640429/12	Method Blank	Total/NA	Water	SM 4500 SO4 E	
LCS 400-640429/13	Lab Control Sample	Total/NA	Water	SM 4500 SO4 E	
MRL 400-640429/14	Lab Control Sample	Total/NA	Water	SM 4500 SO4 E	
400-242673-B-7 MS	Matrix Spike	Total/NA	Water	SM 4500 SO4 E	
400-242673-B-7 MSD	Matrix Spike Duplicate	Total/NA	Water	SM 4500 SO4 E	
400-242880-B-8 MS	Matrix Spike	Total/NA	Water	SM 4500 SO4 E	
400-242880-B-8 MSD	Matrix Spike Duplicate	Total/NA	Water	SM 4500 SO4 E	

Analysis Batch: 648238

Lab Sample ID	Client Sample ID	Prep Type	Matrix	Method	Prep Batch
400-242672-1	MWI-12A	Total/NA	Water	SM 4500 SO4 E	
MB 400-648238/16	Method Blank	Total/NA	Water	SM 4500 SO4 E	
LCS 400-648238/17	Lab Control Sample	Total/NA	Water	SM 4500 SO4 E	
MRL 400-648238/54	Lab Control Sample	Total/NA	Water	SM 4500 SO4 E	
400-245605-I-8 MS	Matrix Spike	Total/NA	Water	SM 4500 SO4 E	
400-245605-I-8 MSD	Matrix Spike Duplicate	Total/NA	Water	SM 4500 SO4 E	

Field Service / Mobile Lab

Analysis Batch: 645015

Lab Sample ID	Client Sample ID	Prep Type	Matrix	Method	Prep Batch
400-242672-1	MWI-12A	Total/NA	Water	Field Sampling	
400-242672-2	PZ-14	Total/NA	Water	Field Sampling	

Method: 6020B - Metals (ICP/MS)

Lab Sample ID: MB 400-640841/1-A ^5
Matrix: Water
Analysis Batch: 641040

Client Sample ID: Method Blank
Prep Type: Total Recoverable
Prep Batch: 640841

Analyte	MB Result	MB Qualifier	PQL	MDL	Unit	D	Prepared	Analyzed	Dil Fac
Antimony	0.00050	U	0.0025	0.00050	mg/L		09/13/23 11:32	09/14/23 04:17	5
Arsenic	0.0012	U	0.0013	0.0012	mg/L		09/13/23 11:32	09/14/23 04:17	5
Barium	0.0018	U	0.0025	0.0018	mg/L		09/13/23 11:32	09/14/23 04:17	5
Beryllium	0.00028	U	0.0025	0.00028	mg/L		09/13/23 11:32	09/14/23 04:17	5
Cadmium	0.00065	U	0.0025	0.00065	mg/L		09/13/23 11:32	09/14/23 04:17	5
Calcium	0.13	U	0.25	0.13	mg/L		09/13/23 11:32	09/14/23 04:17	5
Chromium	0.0021	U	0.0025	0.0021	mg/L		09/13/23 11:32	09/14/23 04:17	5
Cobalt	0.00056	U	0.0025	0.00056	mg/L		09/13/23 11:32	09/14/23 04:17	5
Lead	0.00081	U	0.0013	0.00081	mg/L		09/13/23 11:32	09/14/23 04:17	5
Lithium	0.0049	U	0.0050	0.0049	mg/L		09/13/23 11:32	09/14/23 04:17	5
Molybdenum	0.00046	U	0.015	0.00046	mg/L		09/13/23 11:32	09/14/23 04:17	5
Selenium	0.00082	U	0.0013	0.00082	mg/L		09/13/23 11:32	09/14/23 04:17	5
Thallium	0.00011	U	0.00050	0.00011	mg/L		09/13/23 11:32	09/14/23 04:17	5

Lab Sample ID: MB 400-640841/1-A ^5
Matrix: Water
Analysis Batch: 641611

Client Sample ID: Method Blank
Prep Type: Total Recoverable
Prep Batch: 640841

Analyte	MB Result	MB Qualifier	PQL	MDL	Unit	D	Prepared	Analyzed	Dil Fac
Boron	0.029	U	0.050	0.029	mg/L		09/13/23 11:32	09/19/23 02:52	5

Lab Sample ID: LCS 400-640841/2-A ^5
Matrix: Water
Analysis Batch: 641040

Client Sample ID: Lab Control Sample
Prep Type: Total Recoverable
Prep Batch: 640841

Analyte	Spike Added	LCS Result	LCS Qualifier	Unit	D	%Rec	%Rec Limits
Antimony	0.0500	0.0535		mg/L		107	80 - 120
Arsenic	0.0500	0.0509		mg/L		102	80 - 120
Barium	0.0500	0.0540		mg/L		108	80 - 120
Beryllium	0.0500	0.0500		mg/L		100	80 - 120
Boron	0.100	0.101		mg/L		101	80 - 120
Cadmium	0.0500	0.0524		mg/L		105	80 - 120
Calcium	5.00	5.15		mg/L		103	80 - 120
Chromium	0.0500	0.0526		mg/L		105	80 - 120
Cobalt	0.0500	0.0513		mg/L		103	80 - 120
Lead	0.0500	0.0503		mg/L		101	80 - 120
Lithium	0.0500	0.0506		mg/L		101	80 - 120
Molybdenum	0.0500	0.0522		mg/L		104	80 - 120
Selenium	0.0500	0.0486		mg/L		97	80 - 120
Thallium	0.0100	0.0101		mg/L		101	80 - 120

Lab Sample ID: 400-242672-2 MS
Matrix: Water
Analysis Batch: 641040

Client Sample ID: PZ-14
Prep Type: Total Recoverable
Prep Batch: 640841

Analyte	Sample Result	Sample Qualifier	Spike Added	MS Result	MS Qualifier	Unit	D	%Rec	%Rec Limits
Antimony	0.00050	U	0.0500	0.0542		mg/L		108	75 - 125
Arsenic	0.0026		0.0500	0.0538		mg/L		102	75 - 125
Barium	0.12		0.0500	0.174		mg/L		108	75 - 125

Method: 6020B - Metals (ICP/MS) (Continued)

Lab Sample ID: 400-242672-2 MS
Matrix: Water
Analysis Batch: 641040

Client Sample ID: PZ-14
Prep Type: Total Recoverable
Prep Batch: 640841

Analyte	Sample Result	Sample Qualifier	Spike Added	MS Result	MS Qualifier	Unit	D	%Rec	%Rec Limits
Beryllium	0.00028	U	0.0500	0.0494		mg/L		99	75 - 125
Boron	9.4		0.100	9.32	J3	mg/L		-38	75 - 125
Cadmium	0.00065	U	0.0500	0.0527		mg/L		105	75 - 125
Calcium	550		5.00	563	J3	mg/L		184	75 - 125
Chromium	0.0021	U	0.0500	0.0541		mg/L		108	75 - 125
Cobalt	0.00056	U	0.0500	0.0500		mg/L		100	75 - 125
Lead	0.00081	U	0.0500	0.0517		mg/L		103	75 - 125
Lithium	0.0049	U	0.0500	0.0501		mg/L		100	75 - 125
Molybdenum	0.00051	I	0.0500	0.0524		mg/L		104	75 - 125
Selenium	0.00082	U	0.0500	0.0278	J3	mg/L		56	75 - 125
Thallium	0.00011	U	0.0100	0.0103		mg/L		103	75 - 125

Lab Sample ID: 400-242672-2 MSD
Matrix: Water
Analysis Batch: 641040

Client Sample ID: PZ-14
Prep Type: Total Recoverable
Prep Batch: 640841

Analyte	Sample Result	Sample Qualifier	Spike Added	MSD Result	MSD Qualifier	Unit	D	%Rec	%Rec Limits	RPD	RPD Limit
Antimony	0.00050	U	0.0500	0.0524		mg/L		105	75 - 125	4	20
Arsenic	0.0026		0.0500	0.0530		mg/L		101	75 - 125	1	20
Barium	0.12		0.0500	0.174		mg/L		108	75 - 125	0	20
Beryllium	0.00028	U	0.0500	0.0505		mg/L		101	75 - 125	2	20
Boron	9.4		0.100	9.14	J3	mg/L		-215	75 - 125	2	20
Cadmium	0.00065	U	0.0500	0.0520		mg/L		104	75 - 125	1	20
Calcium	550		5.00	560	J3	mg/L		131	75 - 125	0	20
Chromium	0.0021	U	0.0500	0.0523		mg/L		105	75 - 125	4	20
Cobalt	0.00056	U	0.0500	0.0501		mg/L		100	75 - 125	0	20
Lead	0.00081	U	0.0500	0.0493		mg/L		99	75 - 125	5	20
Lithium	0.0049	U	0.0500	0.0480		mg/L		96	75 - 125	4	20
Molybdenum	0.00051	I	0.0500	0.0500		mg/L		99	75 - 125	5	20
Selenium	0.00082	U	0.0500	0.0239	J3	mg/L		48	75 - 125	15	20
Thallium	0.00011	U	0.0100	0.0101		mg/L		101	75 - 125	2	20

Method: 7470A - Mercury (CVAA)

Lab Sample ID: MB 400-640485/14-A
Matrix: Water
Analysis Batch: 640640

Client Sample ID: Method Blank
Prep Type: Total/NA
Prep Batch: 640485

Analyte	MB Result	MB Qualifier	PQL	MDL	Unit	D	Prepared	Analyzed	Dil Fac
Mercury	0.00015	U	0.00020	0.00015	mg/L		09/11/23 10:55	09/11/23 17:50	1

Lab Sample ID: LCS 400-640485/15-A
Matrix: Water
Analysis Batch: 640640

Client Sample ID: Lab Control Sample
Prep Type: Total/NA
Prep Batch: 640485

Analyte	Spike Added	LCS Result	LCS Qualifier	Unit	D	%Rec	%Rec Limits
Mercury	0.00100	0.00113		mg/L		113	80 - 120

Method: 7470A - Mercury (CVAA) (Continued)

Lab Sample ID: 400-242672-1 MS
Matrix: Water
Analysis Batch: 640640

Client Sample ID: MWI-12A
Prep Type: Total/NA
Prep Batch: 640485

Analyte	Sample Result	Sample Qualifier	Spike Added	MS Result	MS Qualifier	Unit	D	%Rec	%Rec Limits
Mercury	0.00015	U	0.00200	0.00216		mg/L		108	80 - 120

Lab Sample ID: 400-242672-1 MSD
Matrix: Water
Analysis Batch: 640640

Client Sample ID: MWI-12A
Prep Type: Total/NA
Prep Batch: 640485

Analyte	Sample Result	Sample Qualifier	Spike Added	MSD Result	MSD Qualifier	Unit	D	%Rec	%Rec Limits	RPD	RPD Limit
Mercury	0.00015	U	0.00200	0.00215		mg/L		108	80 - 120	0	20

Method: SM 2540C - Solids, Total Dissolved (TDS)

Lab Sample ID: MB 400-639249/1
Matrix: Water
Analysis Batch: 639249

Client Sample ID: Method Blank
Prep Type: Total/NA

Analyte	MB Result	MB Qualifier	PQL	MDL	Unit	D	Prepared	Analyzed	Dil Fac
Total Dissolved Solids	5.0	U	5.0	5.0	mg/L			08/31/23 06:35	1

Lab Sample ID: LCS 400-639249/2
Matrix: Water
Analysis Batch: 639249

Client Sample ID: Lab Control Sample
Prep Type: Total/NA

Analyte	Spike Added	LCS Result	LCS Qualifier	Unit	D	%Rec	%Rec Limits
Total Dissolved Solids	293	292		mg/L		100	78 - 122

Lab Sample ID: 400-242675-B-2 DU
Matrix: Water
Analysis Batch: 639249

Client Sample ID: Duplicate
Prep Type: Total/NA

Analyte	Sample Result	Sample Qualifier	DU Result	DU Qualifier	Unit	D	RPD	RPD Limit
Total Dissolved Solids	56		56.0		mg/L		0	5

Lab Sample ID: MB 400-639622/1
Matrix: Water
Analysis Batch: 639622

Client Sample ID: Method Blank
Prep Type: Total/NA

Analyte	MB Result	MB Qualifier	PQL	MDL	Unit	D	Prepared	Analyzed	Dil Fac
Total Dissolved Solids	5.0	U	5.0	5.0	mg/L			09/03/23 15:48	1

Lab Sample ID: LCS 400-639622/2
Matrix: Water
Analysis Batch: 639622

Client Sample ID: Lab Control Sample
Prep Type: Total/NA

Analyte	Spike Added	LCS Result	LCS Qualifier	Unit	D	%Rec	%Rec Limits
Total Dissolved Solids	293	280		mg/L		96	78 - 122

Method: SM 2540C - Solids, Total Dissolved (TDS) (Continued)

Lab Sample ID: 400-242860-A-3 DU
Matrix: Water
Analysis Batch: 639622

Client Sample ID: Duplicate
Prep Type: Total/NA

Analyte	Sample Result	Sample Qualifier		DU Result	DU Qualifier	Unit	D			RPD	RPD Limit
Total Dissolved Solids	310			310		mg/L				0	5

Method: SM 4500 Cl- E - Chloride, Total

Lab Sample ID: MB 400-640388/13
Matrix: Water
Analysis Batch: 640388

Client Sample ID: Method Blank
Prep Type: Total/NA

Analyte	MB Result	MB Qualifier	PQL	MDL	Unit	D	Prepared	Analyzed	Dil Fac
Chloride	1.4	U	2.0	1.4	mg/L			09/08/23 18:03	1

Lab Sample ID: MB 400-640388/44
Matrix: Water
Analysis Batch: 640388

Client Sample ID: Method Blank
Prep Type: Total/NA

Analyte	MB Result	MB Qualifier	PQL	MDL	Unit	D	Prepared	Analyzed	Dil Fac
Chloride	1.4	U	2.0	1.4	mg/L			09/08/23 18:20	1

Lab Sample ID: 400-242672-2 MS
Matrix: Water
Analysis Batch: 640388

Client Sample ID: PZ-14
Prep Type: Total/NA

Analyte	Sample Result	Sample Qualifier	Spike Added	MS Result	MS Qualifier	Unit	D	%Rec	%Rec Limits		
Chloride	1900		100	1600	J3	mg/L		-330	73 - 120		

Lab Sample ID: 400-242672-2 MSD
Matrix: Water
Analysis Batch: 640388

Client Sample ID: PZ-14
Prep Type: Total/NA

Analyte	Sample Result	Sample Qualifier	Spike Added	MSD Result	MSD Qualifier	Unit	D	%Rec	%Rec Limits	RPD	RPD Limit
Chloride	1900		100	1600	J3	mg/L		-329	73 - 120	0	8

Method: SM 4500 F C - Fluoride

Lab Sample ID: MB 400-639285/10
Matrix: Water
Analysis Batch: 639285

Client Sample ID: Method Blank
Prep Type: Total/NA

Analyte	MB Result	MB Qualifier	PQL	MDL	Unit	D	Prepared	Analyzed	Dil Fac
Fluoride	0.070	U	0.10	0.070	mg/L			08/31/23 10:12	1

Lab Sample ID: LCS 400-639285/12
Matrix: Water
Analysis Batch: 639285

Client Sample ID: Lab Control Sample
Prep Type: Total/NA

Analyte			Spike Added	LCS Result	LCS Qualifier	Unit	D	%Rec	%Rec Limits		
Fluoride			5.00	4.72		mg/L		94	90 - 110		

Method: SM 4500 F C - Fluoride (Continued)

Lab Sample ID: MRL 400-639285/11
Matrix: Water
Analysis Batch: 639285

Client Sample ID: Lab Control Sample
Prep Type: Total/NA

Analyte			Spike Added	MRL Result	MRL Qualifier	Unit	D	%Rec	%Rec Limits		
Fluoride			0.100	0.0950	I	mg/L		95			

Lab Sample ID: 560-112323-F-1 MS
Matrix: Water
Analysis Batch: 639285

Client Sample ID: Matrix Spike
Prep Type: Total/NA

Analyte	Sample Result	Sample Qualifier	Spike Added	MS Result	MS Qualifier	Unit	D	%Rec	%Rec Limits		
Fluoride	0.17		0.100	0.290		mg/L		124	75 - 125		

Lab Sample ID: 560-112323-F-1 MSD
Matrix: Water
Analysis Batch: 639285

Client Sample ID: Matrix Spike Duplicate
Prep Type: Total/NA

Analyte	Sample Result	Sample Qualifier	Spike Added	MSD Result	MSD Qualifier	Unit	D	%Rec	%Rec Limits	RPD	RPD Limit
Fluoride	0.17		0.100	0.290		mg/L		124	75 - 125	0	4

Lab Sample ID: 560-112302-A-1 DU
Matrix: Water
Analysis Batch: 639285

Client Sample ID: Duplicate
Prep Type: Total/NA

Analyte	Sample Result	Sample Qualifier		DU Result	DU Qualifier	Unit	D			RPD	RPD Limit
Fluoride	2.7			2.81		mg/L				4	4

Lab Sample ID: MB 400-639700/10
Matrix: Water
Analysis Batch: 639700

Client Sample ID: Method Blank
Prep Type: Total/NA

Analyte	MB Result	MB Qualifier	PQL	MDL	Unit	D	Prepared	Analyzed	Dil Fac
Fluoride	0.070	U	0.10	0.070	mg/L			09/05/23 10:43	1

Lab Sample ID: LCS 400-639700/12
Matrix: Water
Analysis Batch: 639700

Client Sample ID: Lab Control Sample
Prep Type: Total/NA

Analyte			Spike Added	LCS Result	LCS Qualifier	Unit	D	%Rec	%Rec Limits		
Fluoride			5.00	4.91		mg/L		98	90 - 110		

Lab Sample ID: MRL 400-639700/11
Matrix: Water
Analysis Batch: 639700

Client Sample ID: Lab Control Sample
Prep Type: Total/NA

Analyte			Spike Added	MRL Result	MRL Qualifier	Unit	D	%Rec	%Rec Limits		
Fluoride			0.100	0.103		mg/L		103			

Lab Sample ID: 400-242880-B-1 MS
Matrix: Water
Analysis Batch: 639700

Client Sample ID: Matrix Spike
Prep Type: Total/NA

Analyte	Sample Result	Sample Qualifier	Spike Added	MS Result	MS Qualifier	Unit	D	%Rec	%Rec Limits		
Fluoride	0.070	U	0.100	0.121		mg/L		121	75 - 125		

Method: SM 4500 F C - Fluoride

Lab Sample ID: 400-242880-B-1 MSD
Matrix: Water
Analysis Batch: 639700

Client Sample ID: Matrix Spike Duplicate
Prep Type: Total/NA

Analyte	Sample Result	Sample Qualifier	Spike Added	MSD Result	MSD Qualifier	Unit	D	%Rec	%Rec Limits	RPD	RPD Limit
Fluoride	0.070	U	0.100	0.121		mg/L		121	75 - 125	0	4

Lab Sample ID: 400-242672-4 DU
Matrix: Water
Analysis Batch: 639700

Client Sample ID: EB-02
Prep Type: Total/NA

Analyte	Sample Result	Sample Qualifier	DU Result	DU Qualifier	Unit	D	RPD	RPD Limit
Fluoride	0.070	U	0.070	U	mg/L		NC	4

Method: SM 4500 SO4 E - Sulfate, Total

Lab Sample ID: MB 400-640429/12
Matrix: Water
Analysis Batch: 640429

Client Sample ID: Method Blank
Prep Type: Total/NA

Analyte	MB Result	MB Qualifier	PQL	MDL	Unit	D	Prepared	Analyzed	Dil Fac
Sulfate	1.4	U	5.0	1.4	mg/L			09/09/23 16:50	1

Lab Sample ID: LCS 400-640429/13
Matrix: Water
Analysis Batch: 640429

Client Sample ID: Lab Control Sample
Prep Type: Total/NA

Analyte	Spike Added	LCS Result	LCS Qualifier	Unit	D	%Rec	%Rec Limits
Sulfate	15.0	15.3		mg/L		102	90 - 110

Lab Sample ID: 400-242673-B-7 MS
Matrix: Water
Analysis Batch: 640429

Client Sample ID: Matrix Spike
Prep Type: Total/NA

Analyte	Sample Result	Sample Qualifier	Spike Added	MS Result	MS Qualifier	Unit	D	%Rec	%Rec Limits
Sulfate	1.4	U	10.0	9.25		mg/L		92	77 - 128

Lab Sample ID: 400-242673-B-7 MSD
Matrix: Water
Analysis Batch: 640429

Client Sample ID: Matrix Spike Duplicate
Prep Type: Total/NA

Analyte	Sample Result	Sample Qualifier	Spike Added	MSD Result	MSD Qualifier	Unit	D	%Rec	%Rec Limits	RPD	RPD Limit
Sulfate	1.4	U	10.0	9.26		mg/L		93	77 - 128	0	5

Lab Sample ID: 400-242880-B-8 MS
Matrix: Water
Analysis Batch: 640429

Client Sample ID: Matrix Spike
Prep Type: Total/NA

Analyte	Sample Result	Sample Qualifier	Spike Added	MS Result	MS Qualifier	Unit	D	%Rec	%Rec Limits
Sulfate	1.4	U	10.0	9.39		mg/L		94	77 - 128

Method: SM 4500 SO4 E - Sulfate, Total (Continued)

Lab Sample ID: 400-242880-B-8 MSD
Matrix: Water
Analysis Batch: 640429

Client Sample ID: Matrix Spike Duplicate
Prep Type: Total/NA

Analyte	Sample Result	Sample Qualifier	Spike Added	MSD Result	MSD Qualifier	Unit	D	%Rec	%Rec Limits	RPD	RPD Limit
Sulfate	1.4	U	10.0	9.43		mg/L		94	77 - 128	0	5

Lab Sample ID: MB 400-648238/16
Matrix: Water
Analysis Batch: 648238

Client Sample ID: Method Blank
Prep Type: Total/NA

Analyte	MB Result	MB Qualifier	PQL	MDL	Unit	D	Prepared	Analyzed	Dil Fac
Sulfate	1.4	U	5.0	1.4	mg/L			11/01/23 12:12	1

Lab Sample ID: LCS 400-648238/17
Matrix: Water
Analysis Batch: 648238

Client Sample ID: Lab Control Sample
Prep Type: Total/NA

Analyte	Spike Added	LCS Result	LCS Qualifier	Unit	D	%Rec	%Rec Limits
Sulfate	15.0	15.2		mg/L		101	90 - 110

Lab Sample ID: MRL 400-648238/54
Matrix: Water
Analysis Batch: 648238

Client Sample ID: Lab Control Sample
Prep Type: Total/NA

Analyte	Spike Added	MRL Result	MRL Qualifier	Unit	D	%Rec	%Rec Limits
Sulfate	5.00	4.22	I	mg/L		84	50 - 150

Lab Sample ID: 400-245605-I-8 MS
Matrix: Water
Analysis Batch: 648238

Client Sample ID: Matrix Spike
Prep Type: Total/NA

Analyte	Sample Result	Sample Qualifier	Spike Added	MS Result	MS Qualifier	Unit	D	%Rec	%Rec Limits
Sulfate	6.9		10.0	19.7		mg/L		128	77 - 128

Lab Sample ID: 400-245605-I-8 MSD
Matrix: Water
Analysis Batch: 648238

Client Sample ID: Matrix Spike Duplicate
Prep Type: Total/NA

Analyte	Sample Result	Sample Qualifier	Spike Added	MSD Result	MSD Qualifier	Unit	D	%Rec	%Rec Limits	RPD	RPD Limit
Sulfate	6.9		10.0	18.3	J3	mg/L		114	77 - 128	8	5

Eurofins Pensacola
3355 McLemore Drive
Pensacola, FL 32514
Phone: 850-474-1001 Fax: 850-478-2671

Chain of Custody Record

eurofins | Environment Testing

Client Information	Sampler: Rick Hagendorfer	Lab PM: Whitmire, Cheyenne R	Carrier: 400-242672 COC	COC No: 400-122638-31203.1
Client Contact: Barry Evans	Phone: 850-336-0192	E-Mail: Cheyenne.Whitmire@et.eurofinsus.com	State of Origin:	Page: Page 1 of 1
Company: Florida Power and Light	PWSID:			Job #:
Address: BIN 731 One Energy Place	Due Date Requested:			
City: Pensacola	TAT Requested (days):			
State, Zip: FL, 32520	Compliance Project: Δ Yes Δ No			
Phone: 850-444-6427(Tel)	PO #: 2000441641			
Email: Barry.Evans@nexteraenergy.com	WO #: 3000004117			
Project Name: CCR Smith Plant Delineation Sampling Event Desc: CCR Smith	Project #: 40006609			
Site: Florida	SSOW#:			

Analysis Requested

Preservation Codes:
A - HCL, B - NaOH, C - Zn Acetate, D - Nitric Acid, E - NaHSO4, F - MeOH, G - Amchlor, H - Ascorbic Acid, I - Ice, J - DI Water, K - EDTA, L - EDA, M - Hexane, N - None, O - AsNaO2, P - Na2O4S, Q - Na2SO3, R - Na2S2O3, S - H2SO4, T - TSP Dodecahydrate, U - Acetone, V - MCAA, W - pH 4-5, Y - Trizma, Z - other (specify)
Other:

Sample Identification	Sample Date	Sample Time	Sample Type (C=comp, G=grab)	Matrix (W=water, S=solid, O=waste/oil, BT=Tissue, A=Air)	Field Filtered Sample (Yes or No)	Perform MS/MSD (Yes or No)	9315_Ra226, 9320_Ra228, Ra226Ra228_GFPC	SM4500_Cl_E - Chloride	FieldSampling - Field Sampling Parameters	6020, 7470A	2540C - Total Dissolved Solids	4500_F_C - Fluoride	SM4500_SO4_E - Sulfate	Total Number of containers	Special Instructions/Note:
			Preservation Code:				D	N	N	D	N	N	N		
MWI-12A	8-29-23	0907	G	Water	NO		X	X	X	X	X	X	X		
PZ-14				Water											no sample collected
MW-11 HORIZONTAL				Water											NO Sample collected
MW-13 HORIZONTAL				Water											NO Sample collected
				Water											

Possible Hazard Identification
☐ Non-Hazard ☐ Flammable ☐ Skin Irritant ☐ Poison B ☐ Unknown ☐ Radiological

Sample Disposal (A fee may be assessed if samples are retained longer than 1 month)
☐ Return To Client ☐ Disposal By Lab ☐ Archive For _____ Months

Deliverable Requested: I, II, III, IV, Other (specify): Level II Report AND Associated EDDs

Special Instructions/QC Requirements:

Empty Kit Relinquished by:	Date:	Time:	Method of Shipment:

Relinquished by:	Date/Time: 8-30-23 0810	Company: EOH ENV.	Received by: Rick Hagendorfer	Date/Time: 8-30-23 0810	Company: EOH ENV.
Relinquished by: Rick Hagendorfer	Date/Time: 8/30/23 1033	Company: EOH	Received by:	Date/Time: 8/30/23 1033	Company: EES
Relinquished by:	Date/Time:	Company:	Received by:	Date/Time:	Company:

Custody Seals Intact: Δ Yes Δ No	Custody Seal No.:	Cooler Temperature(s) °C and Other Remarks: 4.2, 3.6 IR8

Ver: 06/08/2021

Eurofins Pensacola
3355 McLemore Drive
Pensacola, FL 32514
Phone 850-474-1001 Fax: 850-478-2671

Chain of Custody Record

eurofins | Environment Testing

Client Information	Sampler: Bill Hagendorfer	Lab PM: Whitmire, Cheyenne R	Carrier Tracking No(s):	COC No: 400-122638-31203.1
Client Contact: Barry Evans	Phone: 850-336-0192	E-Mail: Cheyenne.Whitmire@et.eurofinsus.com	State of Origin:	Page: Page 1 of 1
Company: Florida Power and Light	PWSID:			Job #:
Address: BIN 731 One Energy Place	Due Date Requested:			
City: Pensacola	TAT Requested (days):			
State, Zip: FL, 32520	Compliance Project: Δ Yes Δ No			
Phone: 850-444-6427(Tel)	PO #: 2000441641			
Email: Barry.Evans@nexteraenergy.com	WO #: 3000004117			
Project Name: CCR Smith Plant Delineation Sampling Event Desc: CCR Smith	Project #: 40006609			
Site: Florida	SSOW#:			

Analysis Requested

400-242672 COC

Preservation Codes:
A - HCL, B - NaOH, C - Zn Acetate, D - Nitric Acid, E - NaHSO4, F - MeOH, G - Amchlor, H - Ascorbic Acid, I - Ice, J - DI Water, K - EDTA, L - EDA, M - Hexane, N - None, O - AsNaO2, P - Na2O4S, Q - Na2SO3, R - Na2S2O3, S - H2SO4, T - TSP Dodecahydrate, U - Acetone, V - MCAA, W - pH 4-5, Y - Trizma, Z - other (specify)
Other:

Sample Identification	Sample Date	Sample Time	Sample Type (C=Comp, G=grab)	Matrix (W=water, S=solid, O=waste/oil, BT=Tissue, A=Air)	Field Filtered Sample (Yes or No)	Perform MS/MSD (Yes or No)	9315_Ra226, 9320_Ra228, Ra226Ra228_GFPC	SM4500_Cl_E - Chloride	FieldSampling - Field Sampling Parameters	6020, 7470A	2540C - Total Dissolved Solids	4500_F_C - Fluoride	SM4500_SO4_E - Sulfate	Total Number of containers	Special Instructions/Note:
			Preservation Code:		X	X	D	N	N	D	N	N	N	X	
~~MW-12A~~ RDH 9-1-23				Water											
PZ-14	8-31-23	1615	G	Water	No		X	X	X	X	X	X	X	3	
~~MW-11 HORIZONTAL~~ RDH 9-1-23				Water											
~~MW-13 HORIZONTAL~~ RDH 9-1-23				Water											
FB-02	8-31-23	1432	G	Water	No		X	X		X	X	X	X	3	
EB-02	8-31-23	1439	G	water	No		X	X		X	X	X	X	3	

Possible Hazard Identification
☐ Non-Hazard ☐ Flammable ☐ Skin Irritant ☐ Poison B ☐ Unknown ☐ Radiological

Sample Disposal (A fee may be assessed if samples are retained longer than 1 month)
☐ Return To Client ☐ Disposal By Lab ☐ Archive For _____ Months

Deliverable Requested I, II, III, IV, Other (specify): Level III Reports and Associated EDD's

Special Instructions/QC Requirements:

Empty Kit Relinquished by:	Date	Time	Method of Shipment:

	Relinquished by	Date/Time	Company	Received by	Date/Time	Company
1		9-1-23 1047	RDH ENV.		9-1-23 1047	RDH ENV
2		9-1-23 1145	RDH ENV		9/1/23 1145	ECS
3		Date/Time	Company		Date/Time	Company

Custody Seals Intact: Δ Yes Δ No	Custody Seal No :	Cooler Temperature(s) °C and Other Remarks.	2.2°C IR8

Ver: 06/08/2021

Login Sample Receipt Checklist

Client: Florida Power and Light

Job Number: 400-242672-1
SDG Number: Delineation Sampling Event

Login Number: 242672
List Number: 1
Creator: Roberts, Alexis J

List Source: Eurofins Pensacola

Question	Answer	Comment
Radioactivity wasn't checked or is </= background as measured by a survey meter.	N/A	
The cooler's custody seal, if present, is intact.	N/A	
Sample custody seals, if present, are intact.	N/A	
The cooler or samples do not appear to have been compromised or tampered with.	True	
Samples were received on ice.	True	
Cooler Temperature is acceptable.	True	
Cooler Temperature is recorded.	True	4.2°C, 3.6°C IR8, 2.2°C IR-8, 0.0°C, 0.0°C IR11
COC is present.	True	
COC is filled out in ink and legible.	True	
COC is filled out with all pertinent information.	True	
Is the Field Sampler's name present on COC?	True	
There are no discrepancies between the containers received and the COC.	True	
Samples are received within Holding Time (excluding tests with immediate HTs)	True	
Sample containers have legible labels.	True	
Containers are not broken or leaking.	True	
Sample collection date/times are provided.	True	
Appropriate sample containers are used.	True	
Sample bottles are completely filled.	True	
Sample Preservation Verified.	True	
There is sufficient vol. for all requested analyses, incl. any requested MS/MSDs	True	
Containers requiring zero headspace have no headspace or bubble is <6mm (1/4").	N/A	
Multiphasic samples are not present.	True	
Samples do not require splitting or compositing.	True	
Residual Chlorine Checked.	N/A	

Accreditation/Certification Summary

Client: Florida Power and Light
Project/Site: CCR Smith Plant

Job ID: 400-242672-1
SDG: Delineation Sampling Event

Laboratory: Eurofins Pensacola

All accreditations/certifications held by this laboratory are listed. Not all accreditations/certifications are applicable to this report.

Authority	Program	Identification Number	Expiration Date
Alabama	State	40150	06-30-24
ANAB	ISO/IEC 17025	L2471	02-22-26
Arkansas DEQ	State	88-00689	08-01-24
California	State	2510	06-30-24
Florida	NELAP	E81010	06-30-24
Georgia	State	E81010(FL)	06-30-24
Illinois	NELAP	200041	10-09-24
Kansas	NELAP	E-10253	10-31-24
Kentucky (UST)	State	53	06-30-24
Louisiana (All)	NELAP	30976	06-30-24
Louisiana (DW)	State	LA017	12-31-23
North Carolina (WW/SW)	State	314	12-31-23
Oklahoma	NELAP	9810	08-31-24
Pennsylvania	NELAP	68-00467	01-31-24
South Carolina	State	96026	06-30-24
Tennessee	State	TN02907	06-30-24
Texas	NELAP	T104704286	09-30-24
US Fish & Wildlife	US Federal Programs	A22340	06-30-24
USDA	US Federal Programs	P330-21-00056	05-17-24
USDA	US Federal Programs	FLGNV23001	01-08-26
Virginia	NELAP	460166	06-14-24
West Virginia DEP	State	136	03-31-24
West Virginia DEP	State	136	03-31-24

eurofins | Environment Testing

1 2 3 4 5 6 7 8 9 10 11 12 13

ANALYTICAL REPORT

PREPARED FOR

Attn: Barry Evans
Florida Power and Light
BIN 731
One Energy Place
Pensacola, Florida 32520

Generated 10/13/2023 2:24:24 PM

JOB DESCRIPTION

CCR Smith Plant
SDG NUMBER Delineation Sampling Event

JOB NUMBER

400-242672-2

Eurofins Pensacola
3355 McLemore Drive
Pensacola FL 32514

See page two for job notes and contact information.

myEOL

Job Notes

This report may not be reproduced except in full, and with written approval from the laboratory. The results relate only to the samples tested. For questions please contact the Project Manager at the e-mail address or telephone number listed on this page.

The test results in this report relate only to the samples as received by the laboratory and will meet all requirements of the methodology, with any exceptions noted. This report shall not be reproduced except in full, without the express written approval of the laboratory. All questions should be directed to the Eurofins Environment Testing Southeast, LLC Project Manager.

Authorization



Generated
10/13/2023 2:24:24 PM

Authorized for release by
Cheyenne Whitmire, Project Manager II
Cheyenne.Whitmire@et.eurofinsus.com
(850)471-6222

Table of Contents

Cover Page 1
Table of Contents 3
Case Narrative 4
Method Summary 5
Sample Summary 6
Client Sample Results 7
Definitions 11
Chronicle 12
QC Association 13
QC Sample Results 14
Chain of Custody 19
Receipt Checklists 21
Certification Summary 25

Job ID: 400-242672-2

Laboratory: Eurofins Pensacola

Narrative

Job Narrative
400-242672-2

Receipt
The samples were received on 8/30/2023 10:33 AM. Unless otherwise noted below, the samples arrived in good condition, and where required, properly preserved and on ice. The temperatures of the 5 coolers at receipt time were 0.0º C, 0.0º C, 2.2º C, 3.6º C and 4.2º C.

RAD
Method 9315: Radium-226 batch 626540. Any minimum detectable concentration (MDC), critical value (DLC), or Safe Drinking Water Act detection limit (SDWA DL) is sample-specific unless otherwise stated elsewhere in this narrative. Radiochemistry sample results are reported with the count date/time applied as the Activity Reference Date. MWI-12A (400-242672-1), (LCS 160-626540/2-A), (MB 160-626540/1-A), (240-190908-L-9-A), (240-190908-B-9-A MS) and (240-190908-B-9-B MSD)

Method 9315: Radium-226 batch 626921. Any minimum detectable concentration (MDC), critical value (DLC), or Safe Drinking Water Act detection limit (SDWA DL) is sample-specific unless otherwise stated elsewhere in this narrative. Radiochemistry sample results are reported with the count date/time applied as the Activity Reference Date. PZ-14 (400-242672-2), FB-02 (400-242672-3), EB-02 (400-242672-4), (LCS 160-626921/2-A), (MB 160-626921/1-A), (810-76267-A-1-A) and (810-76267-B-1-A DU)

Method 9320: Radium-228 prep batch 160-626543. The Ra-228 method blank MDC (1.04) is above the requested limit of 1.00 pCi/L. Radium-228 activity was not observed in the MB above the MDC or RL. The data have been reported with the MDC achieved. (MB 160-626543/1-A).

Method 9320: Radium-228 prep batch 160-626543. Any minimum detectable concentration (MDC), critical value (DLC), or Safe Drinking Water Act detection limit (SDWA DL) is sample-specific unless otherwise stated elsewhere in this narrative. Radiochemistry sample results are reported with the count date/time applied as the Activity Reference Date. MWI-12A (400-242672-1), (LCS 160-626543/2-A), (MB 160-626543/1-A), (240-190908-L-9-B), (240-190908-B-9-C MS) and (240-190908-B-9-D MSD)

Method 9320: Radium-228 batch 626923. Any minimum detectable concentration (MDC), critical value (DLC), or Safe Drinking Water Act detection limit (SDWA DL) is sample-specific unless otherwise stated elsewhere in this narrative. Radiochemistry sample results are reported with the count date/time applied as the Activity Reference Date. FB-02 (400-242672-3), EB-02 (400-242672-4), (LCS 160-626923/2-A), (MB 160-626923/1-A), (810-76267-A-1-B) and (810-76267-B-1-B DU)

Method 9320: Radium-228 batch 629829. Any minimum detectable concentration (MDC), critical value (DLC), or Safe Drinking Water Act detection limit (SDWA DL) is sample-specific unless otherwise stated elsewhere in this narrative. Radiochemistry sample results are reported with the count date/time applied as the Activity Reference Date. PZ-14 (400-242672-2), (LCS 160-629829/2-A), (LCSD 160-629829/3-A) and (MB 160-629829/1-A)

Method PrecSep_0: Radium 228 prep batch 160-626923. The yttrium carrier recovery is outside the lower control limit (30%) for the following sample: PZ-14 (400-242672-2).

Method PrecSep_0: The associated sample needs to be re-extracted due to Y carrier failure. Potentially not spiked. Original batch 626923

Method PrecSep_0: Radium 228 Prep Batch 160-629829. Insufficient sample volume was available to perform a sample duplicate for the following samples: PZ-14 (400-242672-2). A laboratory control sample/ laboratory control sample duplicate (LCS/LCSD) were prepared instead to demonstrate batch precision.

No additional analytical or quality issues were noted, other than those described above or in the Definitions/Glossary page.

Method Summary

Client: Florida Power and Light
Project/Site: CCR Smith Plant

Job ID: 400-242672-2
SDG: Delineation Sampling Event

Method	Method Description	Protocol	Laboratory
9315	Radium-226 (GFPC)	SW846	EET SL
9320	Radium-228 (GFPC)	SW846	EET SL
Ra226_Ra228	Combined Radium-226 and Radium-228	TAL-STL	EET SL
PrecSep_0	Preparation, Precipitate Separation	None	EET SL
PrecSep-21	Preparation, Precipitate Separation (21-Day In-Growth)	None	EET SL

Protocol References:

None = None

SW846 = "Test Methods For Evaluating Solid Waste, Physical/Chemical Methods", Third Edition, November 1986 And Its Updates.

TAL-STL = TestAmerica Laboratories, St. Louis, Facility Standard Operating Procedure.

Laboratory References:

EET SL = Eurofins St. Louis, 13715 Rider Trail North, Earth City, MO 63045, TEL (314)298-8566

Sample Summary

Client: Florida Power and Light
Project/Site: CCR Smith Plant

Job ID: 400-242672-2
SDG: Delineation Sampling Event

Lab Sample ID	Client Sample ID	Matrix	Collected	Received
400-242672-1	MWI-12A	Water	08/29/23 09:07	08/30/23 10:33
400-242672-2	PZ-14	Water	08/31/23 16:15	09/01/23 11:45
400-242672-3	FB-02	Water	08/31/23 14:32	09/01/23 11:45
400-242672-4	EB-02	Water	08/31/23 14:39	09/01/23 11:45

Client Sample ID: MWI-12A

Date Collected: 08/29/23 09:07
Date Received: 08/30/23 10:33

Lab Sample ID: 400-242672-1

Matrix: Water

Method: SW846 9315 - Radium-226 (GFPC)

Analyte	Result	Qualifier	Count Uncert. (2σ+/-)	Total Uncert. (2σ+/-)	RL	MDC	Unit	Prepared	Analyzed	Dil Fac
Radium-226	19.9		1.06	2.09	1.00	0.166	pCi/L	09/05/23 10:47	09/28/23 18:48	1

Carrier	*%Yield*	*Qualifier*	*Limits*	*Prepared*	*Analyzed*	*Dil Fac*
Ba Carrier	*85.6*		*30 - 110*	*09/05/23 10:47*	*09/28/23 18:48*	*1*

Method: SW846 9320 - Radium-228 (GFPC)

Analyte	Result	Qualifier	Count Uncert. (2σ+/-)	Total Uncert. (2σ+/-)	RL	MDC	Unit	Prepared	Analyzed	Dil Fac
Radium-228	1.89		0.650	0.672	1.00	0.789	pCi/L	09/05/23 10:50	09/22/23 11:52	1

Carrier	*%Yield*	*Qualifier*	*Limits*	*Prepared*	*Analyzed*	*Dil Fac*
Ba Carrier	*85.6*		*30 - 110*	*09/05/23 10:50*	*09/22/23 11:52*	*1*
Y Carrier	*84.1*		*30 - 110*	*09/05/23 10:50*	*09/22/23 11:52*	*1*

Method: TAL-STL Ra226_Ra228 - Combined Radium-226 and Radium-228

Analyte	Result	Qualifier	Count Uncert. (2σ+/-)	Total Uncert. (2σ+/-)	RL	MDC	Unit	Prepared	Analyzed	Dil Fac
Combined Radium 226 + 228	21.8		1.24	2.20	5.00	0.789	pCi/L		10/03/23 10:08	1

Client Sample ID: PZ-14

Date Collected: 08/31/23 16:15
Date Received: 09/01/23 11:45

Lab Sample ID: 400-242672-2

Matrix: Water

Method: SW846 9315 - Radium-226 (GFPC)

Analyte	Result	Qualifier	Count Uncert. (2σ+/-)	Total Uncert. (2σ+/-)	RL	MDC	Unit	Prepared	Analyzed	Dil Fac
Radium-226	6.43		0.474	0.748	1.00	0.113	pCi/L	09/07/23 09:39	10/02/23 09:44	1

Carrier	*%Yield*	*Qualifier*	*Limits*	*Prepared*	*Analyzed*	*Dil Fac*
Ba Carrier	*91.1*		*30 - 110*	*09/07/23 09:39*	*10/02/23 09:44*	*1*

Method: SW846 9320 - Radium-228 (GFPC)

Analyte	Result	Qualifier	Count Uncert. (2σ+/-)	Total Uncert. (2σ+/-)	RL	MDC	Unit	Prepared	Analyzed	Dil Fac
Radium-228	9.67		1.01	1.35	1.00	0.553	pCi/L	09/27/23 11:15	10/02/23 14:07	1

Carrier	*%Yield*	*Qualifier*	*Limits*	*Prepared*	*Analyzed*	*Dil Fac*
Ba Carrier	*84.8*		*30 - 110*	*09/27/23 11:15*	*10/02/23 14:07*	*1*
Y Carrier	*84.1*		*30 - 110*	*09/27/23 11:15*	*10/02/23 14:07*	*1*

Method: TAL-STL Ra226_Ra228 - Combined Radium-226 and Radium-228

Analyte	Result	Qualifier	Count Uncert. (2σ+/-)	Total Uncert. (2σ+/-)	RL	MDC	Unit	Prepared	Analyzed	Dil Fac
Combined Radium 226 + 228	16.1		1.12	1.54	5.00	0.553	pCi/L		10/03/23 12:01	1

Client Sample Results

Client: Florida Power and Light
Project/Site: CCR Smith Plant

Job ID: 400-242672-2
SDG: Delineation Sampling Event

Client Sample ID: FB-02

Date Collected: 08/31/23 14:32
Date Received: 09/01/23 11:45

Lab Sample ID: 400-242672-3

Matrix: Water

Method: SW846 9315 - Radium-226 (GFPC)

Analyte	Result	Qualifier	Count Uncert. (2σ+/-)	Total Uncert. (2σ+/-)	RL	MDC	Unit	Prepared	Analyzed	Dil Fac
Radium-226	0.0172	U	0.0652	0.0653	1.00	0.126	pCi/L	09/07/23 09:39	10/02/23 09:44	1

Carrier	*%Yield*	*Qualifier*	*Limits*	*Prepared*	*Analyzed*	*Dil Fac*
Ba Carrier	*84.9*		*30 - 110*	*09/07/23 09:39*	*10/02/23 09:44*	*1*

Method: SW846 9320 - Radium-228 (GFPC)

Analyte	Result	Qualifier	Count Uncert. (2σ+/-)	Total Uncert. (2σ+/-)	RL	MDC	Unit	Prepared	Analyzed	Dil Fac
Radium-228	**0.995**	**I**	0.412	0.422	1.00	0.520	pCi/L	09/07/23 09:45	09/26/23 16:02	1

Carrier	*%Yield*	*Qualifier*	*Limits*	*Prepared*	*Analyzed*	*Dil Fac*
Ba Carrier	*84.9*		*30 - 110*	*09/07/23 09:45*	*09/26/23 16:02*	*1*
Y Carrier	*82.2*		*30 - 110*	*09/07/23 09:45*	*09/26/23 16:02*	*1*

Method: TAL-STL Ra226_Ra228 - Combined Radium-226 and Radium-228

Analyte	Result	Qualifier	Count Uncert. (2σ+/-)	Total Uncert. (2σ+/-)	RL	MDC	Unit	Prepared	Analyzed	Dil Fac
Combined Radium 226 + 228	**1.01**	**I**	0.417	0.427	5.00	0.520	pCi/L		10/03/23 12:01	1

Client Sample ID: EB-02

Date Collected: 08/31/23 14:39
Date Received: 09/01/23 11:45

Lab Sample ID: 400-242672-4

Matrix: Water

Method: SW846 9315 - Radium-226 (GFPC)

Analyte	Result	Qualifier	Count Uncert. (2σ+/-)	Total Uncert. (2σ+/-)	RL	MDC	Unit	Prepared	Analyzed	Dil Fac
Radium-226	0.229	I	0.0965	0.0987	1.00	0.0900	pCi/L	09/07/23 09:39	10/02/23 09:46	1

Carrier	*%Yield*	*Qualifier*	*Limits*	*Prepared*	*Analyzed*	*Dil Fac*
Ba Carrier	*93.8*		*30 - 110*	*09/07/23 09:39*	*10/02/23 09:46*	*1*

Method: SW846 9320 - Radium-228 (GFPC)

Analyte	Result	Qualifier	Count Uncert. (2σ+/-)	Total Uncert. (2σ+/-)	RL	MDC	Unit	Prepared	Analyzed	Dil Fac
Radium-228	0.806	I	0.399	0.406	1.00	0.552	pCi/L	09/07/23 09:45	09/26/23 16:02	1

Carrier	*%Yield*	*Qualifier*	*Limits*	*Prepared*	*Analyzed*	*Dil Fac*
Ba Carrier	*93.8*		*30 - 110*	*09/07/23 09:45*	*09/26/23 16:02*	*1*
Y Carrier	*81.5*		*30 - 110*	*09/07/23 09:45*	*09/26/23 16:02*	*1*

Method: TAL-STL Ra226_Ra228 - Combined Radium-226 and Radium-228

Analyte	Result	Qualifier	Count Uncert. (2σ+/-)	Total Uncert. (2σ+/-)	RL	MDC	Unit	Prepared	Analyzed	Dil Fac
Combined Radium 226 + 228	1.04	I	0.411	0.418	5.00	0.552	pCi/L		10/03/23 12:01	1

Definitions/Glossary

Client: Florida Power and Light
Project/Site: CCR Smith Plant

Job ID: 400-242672-2
SDG: Delineation Sampling Event

Qualifiers

Rad

Qualifier	Qualifier Description
I	The reported value is between the laboratory method detection limit and the laboratory practical quantitation limit.
U	Result is less than the sample detection limit.

Glossary

Abbreviation	These commonly used abbreviations may or may not be present in this report.
¤	Listed under the "D" column to designate that the result is reported on a dry weight basis
%R	Percent Recovery
CFL	Contains Free Liquid
CFU	Colony Forming Unit
CNF	Contains No Free Liquid
DER	Duplicate Error Ratio (normalized absolute difference)
Dil Fac	Dilution Factor
DL	Detection Limit (DoD/DOE)
DL, RA, RE, IN	Indicates a Dilution, Re-analysis, Re-extraction, or additional Initial metals/anion analysis of the sample
DLC	Decision Level Concentration (Radiochemistry)
EDL	Estimated Detection Limit (Dioxin)
LOD	Limit of Detection (DoD/DOE)
LOQ	Limit of Quantitation (DoD/DOE)
MCL	EPA recommended "Maximum Contaminant Level"
MDA	Minimum Detectable Activity (Radiochemistry)
MDC	Minimum Detectable Concentration (Radiochemistry)
MDL	Method Detection Limit
ML	Minimum Level (Dioxin)
MPN	Most Probable Number
MQL	Method Quantitation Limit
NC	Not Calculated
ND	Not Detected at the reporting limit (or MDL or EDL if shown)
NEG	Negative / Absent
POS	Positive / Present
PQL	Practical Quantitation Limit
PRES	Presumptive
QC	Quality Control
RER	Relative Error Ratio (Radiochemistry)
RL	Reporting Limit or Requested Limit (Radiochemistry)
RPD	Relative Percent Difference, a measure of the relative difference between two points
TEF	Toxicity Equivalent Factor (Dioxin)
TEQ	Toxicity Equivalent Quotient (Dioxin)
TNTC	Too Numerous To Count

Lab Chronicle

Client: Florida Power and Light
Project/Site: CCR Smith Plant

Job ID: 400-242672-2
SDG: Delineation Sampling Event

Client Sample ID: MWI-12A
Date Collected: 08/29/23 09:07
Date Received: 08/30/23 10:33

Lab Sample ID: 400-242672-1
Matrix: Water

Prep Type	Batch Type	Batch Method	Run	Dilution Factor	Batch Number	Analyst	Lab	Prepared or Analyzed
Total/NA	Prep	PrecSep-21			626540	KAC	EET SL	09/05/23 10:47
Total/NA	Analysis	9315		1	629974	FLC	EET SL	09/28/23 18:48
Total/NA	Prep	PrecSep_0			626543	KAC	EET SL	09/05/23 10:50
Total/NA	Analysis	9320		1	629278	SCB	EET SL	09/22/23 11:52
Total/NA	Analysis	Ra226_Ra228		1	630509	SCB	EET SL	10/03/23 10:08

Client Sample ID: PZ-14
Date Collected: 08/31/23 16:15
Date Received: 09/01/23 11:45

Lab Sample ID: 400-242672-2
Matrix: Water

Prep Type	Batch Type	Batch Method	Run	Dilution Factor	Batch Number	Analyst	Lab	Prepared or Analyzed
Total/NA	Prep	PrecSep-21			626921	KAC	EET SL	09/07/23 09:39
Total/NA	Analysis	9315		1	630386	FLC	EET SL	10/02/23 09:44
Total/NA	Prep	PrecSep_0			629829	KAC	EET SL	09/27/23 11:15
Total/NA	Analysis	9320		1	630391	FLC	EET SL	10/02/23 14:07
Total/NA	Analysis	Ra226_Ra228		1	630532	SCB	EET SL	10/03/23 12:01

Client Sample ID: FB-02
Date Collected: 08/31/23 14:32
Date Received: 09/01/23 11:45

Lab Sample ID: 400-242672-3
Matrix: Water

Prep Type	Batch Type	Batch Method	Run	Dilution Factor	Batch Number	Analyst	Lab	Prepared or Analyzed
Total/NA	Prep	PrecSep-21			626921	KAC	EET SL	09/07/23 09:39
Total/NA	Analysis	9315		1	630386	FLC	EET SL	10/02/23 09:44
Total/NA	Prep	PrecSep_0			626923	KAC	EET SL	09/07/23 09:45
Total/NA	Analysis	9320		1	629622	FLC	EET SL	09/26/23 16:02
Total/NA	Analysis	Ra226_Ra228		1	630532	SCB	EET SL	10/03/23 12:01

Client Sample ID: EB-02
Date Collected: 08/31/23 14:39
Date Received: 09/01/23 11:45

Lab Sample ID: 400-242672-4
Matrix: Water

Prep Type	Batch Type	Batch Method	Run	Dilution Factor	Batch Number	Analyst	Lab	Prepared or Analyzed
Total/NA	Prep	PrecSep-21			626921	KAC	EET SL	09/07/23 09:39
Total/NA	Analysis	9315		1	630386	FLC	EET SL	10/02/23 09:46
Total/NA	Prep	PrecSep_0			626923	KAC	EET SL	09/07/23 09:45
Total/NA	Analysis	9320		1	629622	FLC	EET SL	09/26/23 16:02
Total/NA	Analysis	Ra226_Ra228		1	630532	SCB	EET SL	10/03/23 12:01

Laboratory References:
EET SL = Eurofins St. Louis, 13715 Rider Trail North, Earth City, MO 63045, TEL (314)298-8566

Rad

Prep Batch: 626540

Lab Sample ID	Client Sample ID	Prep Type	Matrix	Method	Prep Batch
400-242672-1	MWI-12A	Total/NA	Water	PrecSep-21	
MB 160-626540/1-A	Method Blank	Total/NA	Water	PrecSep-21	
LCS 160-626540/2-A	Lab Control Sample	Total/NA	Water	PrecSep-21	
240-190908-B-9-A MS	Matrix Spike	Total/NA	Water	PrecSep-21	
240-190908-B-9-B MSD	Matrix Spike Duplicate	Total/NA	Water	PrecSep-21	

Prep Batch: 626543

Lab Sample ID	Client Sample ID	Prep Type	Matrix	Method	Prep Batch
400-242672-1	MWI-12A	Total/NA	Water	PrecSep_0	
MB 160-626543/1-A	Method Blank	Total/NA	Water	PrecSep_0	
LCS 160-626543/2-A	Lab Control Sample	Total/NA	Water	PrecSep_0	
240-190908-B-9-C MS	Matrix Spike	Total/NA	Water	PrecSep_0	
240-190908-B-9-D MSD	Matrix Spike Duplicate	Total/NA	Water	PrecSep_0	

Prep Batch: 626921

Lab Sample ID	Client Sample ID	Prep Type	Matrix	Method	Prep Batch
400-242672-2	PZ-14	Total/NA	Water	PrecSep-21	
400-242672-3	FB-02	Total/NA	Water	PrecSep-21	
400-242672-4	EB-02	Total/NA	Water	PrecSep-21	
MB 160-626921/1-A	Method Blank	Total/NA	Water	PrecSep-21	
LCS 160-626921/2-A	Lab Control Sample	Total/NA	Water	PrecSep-21	
810-76267-B-1-A DU	Duplicate	Total/NA	Water	PrecSep-21	

Prep Batch: 626923

Lab Sample ID	Client Sample ID	Prep Type	Matrix	Method	Prep Batch
400-242672-3	FB-02	Total/NA	Water	PrecSep_0	
400-242672-4	EB-02	Total/NA	Water	PrecSep_0	
MB 160-626923/1-A	Method Blank	Total/NA	Water	PrecSep_0	
LCS 160-626923/2-A	Lab Control Sample	Total/NA	Water	PrecSep_0	
810-76267-B-1-B DU	Duplicate	Total/NA	Water	PrecSep_0	

Prep Batch: 629829

Lab Sample ID	Client Sample ID	Prep Type	Matrix	Method	Prep Batch
400-242672-2	PZ-14	Total/NA	Water	PrecSep_0	
MB 160-629829/1-A	Method Blank	Total/NA	Water	PrecSep_0	
LCS 160-629829/2-A	Lab Control Sample	Total/NA	Water	PrecSep_0	
LCSD 160-629829/3-A	Lab Control Sample Dup	Total/NA	Water	PrecSep_0	

Method: 9315 - Radium-226 (GFPC)

Lab Sample ID: MB 160-626540/1-A
Matrix: Water
Analysis Batch: 629974

Client Sample ID: Method Blank
Prep Type: Total/NA
Prep Batch: 626540

Analyte	MB Result	MB Qualifier	Count Uncert. (2σ+/-)	Total Uncert. (2σ+/-)	RL	MDC	Unit	Prepared	Analyzed	Dil Fac
Radium-226	0.09972	I	0.0711	0.0716	1.00	0.0938	pCi/L	09/05/23 10:47	09/28/23 09:36	1

Carrier	*MB %Yield*	*MB Qualifier*	*Limits*	*Prepared*	*Analyzed*	*Dil Fac*
Ba Carrier	*94.3*		*30 - 110*	*09/05/23 10:47*	*09/28/23 09:36*	*1*

Lab Sample ID: LCS 160-626540/2-A
Matrix: Water
Analysis Batch: 629974

Client Sample ID: Lab Control Sample
Prep Type: Total/NA
Prep Batch: 626540

Analyte			Spike Added	LCS Result	LCS Qual	Total Uncert. (2σ+/-)	RL	MDC	Unit	%Rec	%Rec Limits		
Radium-226			11.3	10.96		1.16	1.00	0.123	pCi/L	97	75 - 125		

Carrier	*LCS %Yield*	*LCS Qualifier*	*Limits*
Ba Carrier	*93.1*		*30 - 110*

Lab Sample ID: 240-190908-B-9-A MS
Matrix: Water
Analysis Batch: 629974

Client Sample ID: Matrix Spike
Prep Type: Total/NA
Prep Batch: 626540

Analyte	Sample Result	Sample Qual	Spike Added	MS Result	MS Qual	Total Uncert. (2σ+/-)	RL	MDC	Unit	%Rec	%Rec Limits		
Radium-226	0.355	I	11.4	11.20		1.18	1.00	0.158	pCi/L	95	60 - 140		

Carrier	*MS %Yield*	*MS Qualifier*	*Limits*
Ba Carrier	*89.8*		*30 - 110*

Lab Sample ID: 240-190908-B-9-B MSD
Matrix: Water
Analysis Batch: 629974

Client Sample ID: Matrix Spike Duplicate
Prep Type: Total/NA
Prep Batch: 626540

Analyte	Sample Result	Sample Qual	Spike Added	MSD Result	MSD Qual	Total Uncert. (2σ+/-)	RL	MDC	Unit	%Rec	%Rec Limits	RER	RER Limit
Radium-226	0.355	I	11.4	10.97		1.16	1.00	0.125	pCi/L	93	60 - 140	0.1	1

Carrier	*MSD %Yield*	*MSD Qualifier*	*Limits*
Ba Carrier	*90.3*		*30 - 110*

Lab Sample ID: MB 160-626921/1-A
Matrix: Water
Analysis Batch: 630386

Client Sample ID: Method Blank
Prep Type: Total/NA
Prep Batch: 626921

Analyte	MB Result	MB Qualifier	Count Uncert. (2σ+/-)	Total Uncert. (2σ+/-)	RL	MDC	Unit	Prepared	Analyzed	Dil Fac
Radium-226	0.01972	U	0.0807	0.0807	1.00	0.150	pCi/L	09/07/23 09:39	10/02/23 09:42	1

Method: 9315 - Radium-226 (GFPC) (Continued)

Lab Sample ID: MB 160-626921/1-A
Matrix: Water
Analysis Batch: 630386

Client Sample ID: Method Blank
Prep Type: Total/NA
Prep Batch: 626921

Carrier	MB %Yield	MB Qualifier	Limits	Prepared	Analyzed	Dil Fac
Ba Carrier	102		30 - 110	09/07/23 09:39	10/02/23 09:42	1

Lab Sample ID: LCS 160-626921/2-A
Matrix: Water
Analysis Batch: 630386

Client Sample ID: Lab Control Sample
Prep Type: Total/NA
Prep Batch: 626921

Analyte			Spike Added	LCS Result	LCS Qual	Total Uncert. (2σ+/-)	RL	MDC	Unit	%Rec	%Rec Limits		
Radium-226			11.3	10.31		1.09	1.00	0.0998	pCi/L	91	75 - 125		

Carrier	LCS %Yield	LCS Qualifier	Limits
Ba Carrier	97.3		30 - 110

Lab Sample ID: 810-76267-B-1-A DU
Matrix: Water
Analysis Batch: 630390

Client Sample ID: Duplicate
Prep Type: Total/NA
Prep Batch: 626921

Analyte	Sample Result	Sample Qual		DU Result	DU Qual	Total Uncert. (2σ+/-)	RL	MDC	Unit			RER	RER Limit
Radium-226	0.237	I		0.1553	I	0.0899	1.00	0.111	pCi/L			0.38	1

Carrier	DU %Yield	DU Qualifier	Limits
Ba Carrier	96.0		30 - 110

Method: 9320 - Radium-228 (GFPC)

Lab Sample ID: MB 160-626543/1-A
Matrix: Water
Analysis Batch: 629275

Client Sample ID: Method Blank
Prep Type: Total/NA
Prep Batch: 626543

Analyte	MB Result	MB Qualifier	Count Uncert. (2σ+/-)	Total Uncert. (2σ+/-)	RL	MDC	Unit	Prepared	Analyzed	Dil Fac
Radium-228	-0.5530	U	0.469	0.472	1.00	1.04	pCi/L	09/05/23 10:50	09/22/23 11:41	1

Carrier	MB %Yield	MB Qualifier	Limits	Prepared	Analyzed	Dil Fac
Ba Carrier	94.3		30 - 110	09/05/23 10:50	09/22/23 11:41	1
Y Carrier	44.5		30 - 110	09/05/23 10:50	09/22/23 11:41	1

Lab Sample ID: LCS 160-626543/2-A
Matrix: Water
Analysis Batch: 629275

Client Sample ID: Lab Control Sample
Prep Type: Total/NA
Prep Batch: 626543

Analyte			Spike Added	LCS Result	LCS Qual	Total Uncert. (2σ+/-)	RL	MDC	Unit	%Rec	%Rec Limits		
Radium-228			7.86	8.570		1.19	1.00	0.488	pCi/L	109	75 - 125		

Method: 9320 - Radium-228 (GFPC) (Continued)

Lab Sample ID: LCS 160-626543/2-A
Matrix: Water
Analysis Batch: 629275

Client Sample ID: Lab Control Sample
Prep Type: Total/NA
Prep Batch: 626543

Carrier	LCS %Yield	LCS Qualifier	Limits
Ba Carrier	93.1		30 - 110
Y Carrier	87.9		30 - 110

Lab Sample ID: 240-190908-B-9-C MS
Matrix: Water
Analysis Batch: 629278

Client Sample ID: Matrix Spike
Prep Type: Total/NA
Prep Batch: 626543

Analyte	Sample Result	Sample Qual	Spike Added	MS Result	MS Qual	Total Uncert. (2σ+/-)	RL	MDC	Unit	%Rec	%Rec Limits		
Radium-228	0.274	U	7.89	7.973		1.16	1.00	0.515	pCi/L	98	60 - 140		

Carrier	MS %Yield	MS Qualifier	Limits
Ba Carrier	89.8		30 - 110
Y Carrier	84.5		30 - 110

Lab Sample ID: 240-190908-B-9-D MSD
Matrix: Water
Analysis Batch: 629278

Client Sample ID: Matrix Spike Duplicate
Prep Type: Total/NA
Prep Batch: 626543

Analyte	Sample Result	Sample Qual	Spike Added	MSD Result	MSD Qual	Total Uncert. (2σ+/-)	RL	MDC	Unit	%Rec	%Rec Limits	RER	RER Limit
Radium-228	0.274	U	7.87	7.709		1.13	1.00	0.529	pCi/L	94	60 - 140	0.12	1

Carrier	MSD %Yield	MSD Qualifier	Limits
Ba Carrier	90.3		30 - 110
Y Carrier	84.9		30 - 110

Lab Sample ID: MB 160-626923/1-A
Matrix: Water
Analysis Batch: 629622

Client Sample ID: Method Blank
Prep Type: Total/NA
Prep Batch: 626923

Analyte	MB Result	MB Qualifier	Count Uncert. (2σ+/-)	Total Uncert. (2σ+/-)	RL	MDC	Unit	Prepared	Analyzed	Dil Fac
Radium-228	0.1646	U	0.295	0.295	1.00	0.508	pCi/L	09/07/23 09:45	09/26/23 16:02	1

Carrier	MB %Yield	MB Qualifier	Limits	Prepared	Analyzed	Dil Fac
Ba Carrier	102		30 - 110	09/07/23 09:45	09/26/23 16:02	1
Y Carrier	77.0		30 - 110	09/07/23 09:45	09/26/23 16:02	1

Lab Sample ID: LCS 160-626923/2-A
Matrix: Water
Analysis Batch: 629622

Client Sample ID: Lab Control Sample
Prep Type: Total/NA
Prep Batch: 626923

Analyte			Spike Added	LCS Result	LCS Qual	Total Uncert. (2σ+/-)	RL	MDC	Unit	%Rec	%Rec Limits		
Radium-228			7.85	7.976		1.13	1.00	0.503	pCi/L	102	75 - 125		

Method: 9320 - Radium-228 (GFPC) (Continued)

Lab Sample ID: LCS 160-626923/2-A
Matrix: Water
Analysis Batch: 629622

Client Sample ID: Lab Control Sample
Prep Type: Total/NA
Prep Batch: 626923

Carrier	LCS %Yield	LCS Qualifier	Limits
Ba Carrier	97.3		30 - 110
Y Carrier	82.6		30 - 110

Lab Sample ID: 810-76267-B-1-B DU
Matrix: Water
Analysis Batch: 629618

Client Sample ID: Duplicate
Prep Type: Total/NA
Prep Batch: 626923

Analyte	Sample Result	Sample Qual		DU Result	DU Qual	Total Uncert. (2σ+/-)	RL	MDC	Unit			RER	RER Limit
Radium-228	0.740	I		0.07556	U	0.315	1.00	0.567	pCi/L			0.95	1

Carrier	DU %Yield	DU Qualifier	Limits
Ba Carrier	96.0		30 - 110
Y Carrier	81.9		30 - 110

Lab Sample ID: MB 160-629829/1-A
Matrix: Water
Analysis Batch: 630386

Client Sample ID: Method Blank
Prep Type: Total/NA
Prep Batch: 629829

Analyte	MB Result	MB Qualifier	Count Uncert. (2σ+/-)	Total Uncert. (2σ+/-)	RL	MDC	Unit	Prepared	Analyzed	Dil Fac
Radium-228	0.04439	U	0.296	0.296	1.00	0.549	pCi/L	09/27/23 11:15	10/02/23 14:04	1

Carrier	MB %Yield	MB Qualifier	Limits	Prepared	Analyzed	Dil Fac
Ba Carrier	88.3		30 - 110	09/27/23 11:15	10/02/23 14:04	1
Y Carrier	80.0		30 - 110	09/27/23 11:15	10/02/23 14:04	1

Lab Sample ID: LCS 160-629829/2-A
Matrix: Water
Analysis Batch: 630386

Client Sample ID: Lab Control Sample
Prep Type: Total/NA
Prep Batch: 629829

Analyte			Spike Added	LCS Result	LCS Qual	Total Uncert. (2σ+/-)	RL	MDC	Unit	%Rec	%Rec Limits		
Radium-228			7.83	9.422		1.32	1.00	0.580	pCi/L	120	75 - 125		

Carrier	LCS %Yield	LCS Qualifier	Limits
Ba Carrier	86.1		30 - 110
Y Carrier	86.0		30 - 110

Lab Sample ID: LCSD 160-629829/3-A
Matrix: Water
Analysis Batch: 630391

Client Sample ID: Lab Control Sample Dup
Prep Type: Total/NA
Prep Batch: 629829

Analyte			Spike Added	LCSD Result	LCSD Qual	Total Uncert. (2σ+/-)	RL	MDC	Unit	%Rec	%Rec Limits	RER	RER Limit
Radium-228			7.83	9.115		1.29	1.00	0.501	pCi/L	116	75 - 125	0.12	1

Method: 9320 - Radium-228 (GFPC) (Continued)

Lab Sample ID: LCSD 160-629829/3-A
Matrix: Water
Analysis Batch: 630391

Client Sample ID: Lab Control Sample Dup
Prep Type: Total/NA
Prep Batch: 629829

Carrier	LCSD %Yield	LCSD Qualifier	Limits
Ba Carrier	88.5		30 - 110
Y Carrier	80.0		30 - 110

Eurofins Pensacola
3355 McLemore Drive
Pensacola, FL 32514
Phone: 850-474-1001 Fax: 850-478-2671

Chain of Custody Record

eurofins | Environment Testing

Client Information	Sampler: Rick Hagendorfer	Lab PM: Whitmire, Cheyenne R	Carrier: 400-242672 COC	COC No: 400-122638-31203.1
Client Contact: Barry Evans	Phone: 850-336-0192	E-Mail: Cheyenne.Whitmire@et.eurofinsus.com	State of Origin:	Page: Page 1 of 1
Company: Florida Power and Light	PWSID:			Job #:
Address: BIN 731 One Energy Place	Due Date Requested:			
City: Pensacola	TAT Requested (days):			
State, Zip: FL, 32520	Compliance Project: Δ Yes Δ No			
Phone: 850-444-6427(Tel)	PO #: 2000441641			
Email: Barry.Evans@nexteraenergy.com	WO #: 3000004117			
Project Name: CCR Smith Plant Delineation Sampling Event Desc: CCR Smith	Project #: 40006609			
Site: Florida	SSOW#:			

Analysis Requested

Preservation Codes:
A - HCL, B - NaOH, C - Zn Acetate, D - Nitric Acid, E - NaHSO4, F - MeOH, G - Amchlor, H - Ascorbic Acid, I - Ice, J - DI Water, K - EDTA, L - EDA, M - Hexane, N - None, O - AsNaO2, P - Na2O4S, Q - Na2SO3, R - Na2S2O3, S - H2SO4, T - TSP Dodecahydrate, U - Acetone, V - MCAA, W - pH 4-5, Y - Trizma, Z - other (specify)
Other:

Sample Identification	Sample Date	Sample Time	Sample Type (C=comp, G=grab)	Matrix (W=water, S=solid, O=waste/oil, BT=Tissue, A=Air)	Field Filtered Sample (Yes or No)	Perform MS/MSD (Yes or No)	9315_Ra226, 9320_Ra228, Ra226Ra228_GFPC	SM4500_Cl_E - Chloride	FieldSampling - Field Sampling Parameters	6020, 7470A	2540C - Total Dissolved Solids	4500_F_C - Fluoride	SM4500_SO4_E - Sulfate	Total Number of containers	Special Instructions/Note:
			Preservation Code:				D	N	N	D	N	N	N		
MWI-12A	8-29-23	0907	G	Water	NO		X	X	X	X	X	X	X		
PZ-14				Water											no sample collected
MW-11 HORIZONTAL				Water											NO Sample collected
MW-13 HORIZONTAL				Water											NO Sample collected
				Water											

Possible Hazard Identification
☐ Non-Hazard ☐ Flammable ☐ Skin Irritant ☐ Poison B ☐ Unknown ☐ Radiological

Sample Disposal (A fee may be assessed if samples are retained longer than 1 month)
☐ Return To Client ☐ Disposal By Lab ☐ Archive For _____ Months

Deliverable Requested. I, II, III, IV, Other (specify): Level II Report AND Associated EDDs

Special Instructions/QC Requirements:

Empty Kit Relinquished by:	Date:	Time:	Method of Shipment:

Relinquished by	Date/Time	Company	Received by	Date/Time	Company
	8-30-23 0810	ROH ENV.	Derreton Hagendorfer	8-30-23 0810	ROH ENV.
Derreton Hagendorfer	8/30/23 1033	ROH		8/30/23 1033	EES

Custody Seals Intact: Δ Yes Δ No	Custody Seal No.:	Cooler Temperature(s) °C and Other Remarks: 4.2, 3.6 IR8

Ver: 06/08/2021

Eurofins Pensacola
3355 McLemore Drive
Pensacola, FL 32514
Phone 850-474-1001 Fax: 850-478-2671

Chain of Custody Record

eurofins | Environment Testing

Client Information	Sampler: Bill Hagendorfer	Lab PM: Whitmire, Cheyenne R	Carrier Tracking No(s):	COC No: 400-122638-31203.1
Client Contact: Barry Evans	Phone: 850-336-0192	E-Mail: Cheyenne.Whitmire@et.eurofinsus.com	State of Origin:	Page: Page 1 of 1
Company: Florida Power and Light	PWSID:			Job #:
Address: BIN 731 One Energy Place	Due Date Requested:			
City: Pensacola	TAT Requested (days):			
State, Zip: FL, 32520	Compliance Project: Δ Yes Δ No			
Phone: 850-444-6427(Tel)	PO #: 2000441641			
Email: Barry.Evans@nexteraenergy.com	WO #: 3000004117			
Project Name: CCR Smith Plant Delineation Sampling Event Desc: CCR Smith	Project #: 40006609			
Site: Florida	SSOW#:			

Analysis Requested

400-242672 COC

Preservation Codes:
A - HCL, B - NaOH, C - Zn Acetate, D - Nitric Acid, E - NaHSO4, F - MeOH, G - Amchlor, H - Ascorbic Acid, I - Ice, J - DI Water, K - EDTA, L - EDA, M - Hexane, N - None, O - AsNaO2, P - Na2O4S, Q - Na2SO3, R - Na2S2O3, S - H2SO4, T - TSP Dodecahydrate, U - Acetone, V - MCAA, W - pH 4-5, Y - Trizma, Z - other (specify)
Other:

Sample Identification	Sample Date	Sample Time	Sample Type (C=Comp, G=grab)	Matrix (W=water, S=solid, O=waste/oil, BT=Tissue, A=Air)	Field Filtered Sample (Yes or No)	Perform MS/MSD (Yes or No)	9315_Ra226, 9320_Ra228, Ra226Ra228_GFPC	SM4500_Cl_E - Chloride	FieldSampling - Field Sampling Parameters	6020, 7470A	2540C - Total Dissolved Solids	4500_F_C - Fluoride	SM4500_SO4_E - Sulfate	Total Number of containers	Special Instructions/Note:
			Preservation Code:				D	N	N	D	N	N	N		
~~MW-12A~~ RDH 9-1-23				Water											
PZ-14	8-31-23	1615	G	Water	No		X	X	X	X	X	X	X	3	
~~MW-11 HORIZONTAL~~ RDH 9-1-23				Water											
~~MW-13 HORIZONTAL~~ RDH 9-1-23				Water											
FB-02	8-31-23	1432	G	Water	No		X	X		X	X	X	X	3	
EB-02	8-31-23	1439	G	water	No		X	X		X	X	X	X	3	

Possible Hazard Identification
☐ Non-Hazard ☐ Flammable ☐ Skin Irritant ☐ Poison B ☐ Unknown ☐ Radiological

Sample Disposal (A fee may be assessed if samples are retained longer than 1 month)
☐ Return To Client ☐ Disposal By Lab ☐ Archive For _____ Months

Deliverable Requested I, II, III, IV, Other (specify): Level III Reports and Associated EDD's

Special Instructions/QC Requirements:

Empty Kit Relinquished by: | Date: | Time: | Method of Shipment:

	Date/Time	Company	Received by	Date/Time	Company
Relinquished by:	9-1-23 1047	RDH ENV.		9-1-23 1047	RDH ENV
Relinquished by	9-1-23 1145	RDH ENV		9/1/23 1145	ECLS
Relinquished by	Date/Time	Company	Received by	Date/Time	Company

Custody Seals Intact: Δ Yes Δ No | Custody Seal No :

Cooler Temperature(s) °C and Other Remarks: 2.2°C IR8

Ver: 06/08/2021

10/13/2023

Login Sample Receipt Checklist

Client: Florida Power and Light

Job Number: 400-242672-2
SDG Number: Delineation Sampling Event

Login Number: 242672
List Number: 1
Creator: Roberts, Alexis J

List Source: Eurofins Pensacola

Question	Answer	Comment
Radioactivity wasn't checked or is </= background as measured by a survey meter.	N/A	
The cooler's custody seal, if present, is intact.	N/A	
Sample custody seals, if present, are intact.	N/A	
The cooler or samples do not appear to have been compromised or tampered with.	True	
Samples were received on ice.	True	
Cooler Temperature is acceptable.	True	
Cooler Temperature is recorded.	True	4.2°C, 3.6°C IR8, 2.2°C IR-8, 0.0°C, 0.0°C IR11
COC is present.	True	
COC is filled out in ink and legible.	True	
COC is filled out with all pertinent information.	True	
Is the Field Sampler's name present on COC?	True	
There are no discrepancies between the containers received and the COC.	True	
Samples are received within Holding Time (excluding tests with immediate HTs)	True	
Sample containers have legible labels.	True	
Containers are not broken or leaking.	True	
Sample collection date/times are provided.	True	
Appropriate sample containers are used.	True	
Sample bottles are completely filled.	True	
Sample Preservation Verified.	True	
There is sufficient vol. for all requested analyses, incl. any requested MS/MSDs	True	
Containers requiring zero headspace have no headspace or bubble is <6mm (1/4").	N/A	
Multiphasic samples are not present.	True	
Samples do not require splitting or compositing.	True	
Residual Chlorine Checked.	N/A	

Login Sample Receipt Checklist

Client: Florida Power and Light

Job Number: 400-242672-2
SDG Number: Delineation Sampling Event

Login Number: 242672
List Number: 2
Creator: Pinette, Meadow L

List Source: Eurofins St. Louis
List Creation: 09/01/23 01:51 PM

Question	Answer	Comment
Radioactivity wasn't checked or is </= background as measured by a survey meter.	True	
The cooler's custody seal, if present, is intact.	True	
Sample custody seals, if present, are intact.	True	
The cooler or samples do not appear to have been compromised or tampered with.	True	
Samples were received on ice.	N/A	
Cooler Temperature is acceptable.	True	
Cooler Temperature is recorded.	True	
COC is present.	True	
COC is filled out in ink and legible.	True	
COC is filled out with all pertinent information.	True	
Is the Field Sampler's name present on COC?	True	
There are no discrepancies between the containers received and the COC.	True	
Samples are received within Holding Time (excluding tests with immediate HTs)	True	
Sample containers have legible labels.	True	
Containers are not broken or leaking.	True	
Sample collection date/times are provided.	True	
Appropriate sample containers are used.	True	
Sample bottles are completely filled.	True	
Sample Preservation Verified.	True	
There is sufficient vol. for all requested analyses, incl. any requested MS/MSDs	True	
Containers requiring zero headspace have no headspace or bubble is <6mm (1/4").	True	
Multiphasic samples are not present.	True	
Samples do not require splitting or compositing.	True	
Residual Chlorine Checked.	N/A	

Login Sample Receipt Checklist

Client: Florida Power and Light

Job Number: 400-242672-2
SDG Number: Delineation Sampling Event

Login Number: 242672
List Number: 3
Creator: Worthington, Sierra M

List Source: Eurofins St. Louis
List Creation: 09/06/23 11:22 AM

Question	Answer	Comment
Radioactivity wasn't checked or is </= background as measured by a survey meter.	True	
The cooler's custody seal, if present, is intact.	True	
Sample custody seals, if present, are intact.	True	
The cooler or samples do not appear to have been compromised or tampered with.	True	
Samples were received on ice.	N/A	
Cooler Temperature is acceptable.	True	
Cooler Temperature is recorded.	True	
COC is present.	True	
COC is filled out in ink and legible.	True	
COC is filled out with all pertinent information.	True	
Is the Field Sampler's name present on COC?	True	
There are no discrepancies between the containers received and the COC.	True	
Samples are received within Holding Time (excluding tests with immediate HTs)	True	
Sample containers have legible labels.	True	
Containers are not broken or leaking.	True	
Sample collection date/times are provided.	True	
Appropriate sample containers are used.	True	
Sample bottles are completely filled.	True	
Sample Preservation Verified.	True	
There is sufficient vol. for all requested analyses, incl. any requested MS/MSDs	True	
Containers requiring zero headspace have no headspace or bubble is <6mm (1/4").	N/A	
Multiphasic samples are not present.	True	
Samples do not require splitting or compositing.	True	
Residual Chlorine Checked.	N/A	

Login Sample Receipt Checklist

Client: Florida Power and Light

Job Number: 400-242672-2
SDG Number: Delineation Sampling Event

Login Number: 242672
List Number: 4
Creator: Pinette, Meadow L

List Source: Eurofins St. Louis
List Creation: 09/15/23 03:19 PM

Question	Answer	Comment
Radioactivity wasn't checked or is </= background as measured by a survey meter.	True	
The cooler's custody seal, if present, is intact.	True	
Sample custody seals, if present, are intact.	True	
The cooler or samples do not appear to have been compromised or tampered with.	True	
Samples were received on ice.	N/A	
Cooler Temperature is acceptable.	True	
Cooler Temperature is recorded.	True	
COC is present.	True	
COC is filled out in ink and legible.	True	
COC is filled out with all pertinent information.	True	
Is the Field Sampler's name present on COC?	True	
There are no discrepancies between the containers received and the COC.	True	
Samples are received within Holding Time (excluding tests with immediate HTs)	True	
Sample containers have legible labels.	True	
Containers are not broken or leaking.	True	
Sample collection date/times are provided.	True	
Appropriate sample containers are used.	True	
Sample bottles are completely filled.	True	
Sample Preservation Verified.	True	
There is sufficient vol. for all requested analyses, incl. any requested MS/MSDs	True	
Containers requiring zero headspace have no headspace or bubble is <6mm (1/4").	True	
Multiphasic samples are not present.	True	
Samples do not require splitting or compositing.	True	
Residual Chlorine Checked.	N/A	

Accreditation/Certification Summary

Client: Florida Power and Light
Project/Site: CCR Smith Plant

Job ID: 400-242672-2
SDG: Delineation Sampling Event

Laboratory: Eurofins St. Louis

All accreditations/certifications held by this laboratory are listed. Not all accreditations/certifications are applicable to this report.

Authority	Program	Identification Number	Expiration Date
Alaska (UST)	State	20-001	05-06-25
ANAB	Dept. of Defense ELAP	L2305	04-06-25
ANAB	Dept. of Energy	L2305.01	04-06-25
ANAB	ISO/IEC 17025	L2305	04-06-25
Arizona	State	AZ0813	12-08-23
California	Los Angeles County Sanitation Districts	10259	06-30-22 *
California	State	2886	06-30-24
Connecticut	State	PH-0241	03-31-25
Florida	NELAP	E87689	06-30-24
HI - RadChem Recognition	State	n/a	06-30-24
Illinois	NELAP	200023	11-30-23
Iowa	State	373	12-01-24
Kansas	NELAP	E-10236	10-31-23
Kentucky (DW)	State	KY90125	12-31-23
Kentucky (WW)	State	KY90125 (Permit KY0004049)	12-31-23
Louisiana	NELAP	04080	06-30-22 *
Louisiana (All)	NELAP	04080	06-30-24
Louisiana (DW)	State	LA011	12-31-23
Maryland	State	310	09-30-24
Massachusetts	State	M-MO054	06-30-24
MI - RadChem Recognition	State	9005	06-30-24
Missouri	State	780	06-30-25
Nevada	State	MO000542020-1	07-31-24
New Jersey	NELAP	MO002	06-30-24
New Mexico	State	MO00054	06-30-24
New York	NELAP	11616	03-31-24
North Carolina (DW)	State	29700	07-31-24
North Dakota	State	R-207	06-30-24
Oregon	NELAP	4157	09-01-24
Pennsylvania	NELAP	68-00540	02-28-24
South Carolina	State	85002001	06-30-23 *
Texas	NELAP	T104704193	07-31-24
US Fish & Wildlife	US Federal Programs	058448	07-31-24
USDA	US Federal Programs	P330-17-00028	05-18-26
Utah	NELAP	MO000542021-14	07-31-24
Virginia	NELAP	10310	06-15-25
Washington	State	C592	08-30-24
West Virginia DEP	State	381	10-31-23

* Accreditation/Certification renewal pending - accreditation/certification considered valid.

Geosyntec consultants

180A Market Place Boulevard
Knoxville, TN 37922
PH 865.330.0037
www.geosyntec.com

Memorandum

Date:	3 March 2023
To:	Lane Dorman
From:	Ashley Wilson
CC:	J. Caprio
Subject:	**Stage 2A Data Validation - Level II Data Deliverables – Eurofins Job IDs 400-225433-1 Revision 2, 400-225434-1 Revision 4 and 400-225435-1 Revision 1**

SITE: CCR Plant Smith

INTRODUCTION

This report summarizes the findings of the Stage 2A data validation of thirteen aqueous samples, three field duplicates, two field blanks and two equipment blanks, collected 1-2 & 6 September 2022, as part of the Plant Smith sampling event.

The samples were analyzed at Eurofins Pensacola, Florida, for the following analytical tests:

- Metals by United States (US) Environmental Protection Agency (EPA) Methods 3005A/6020
- Mercury by US EPA Method 7470A
- Total Dissolved Solids (TDS) by Standard Method (SM) 2540C
- Chloride by SM 4500 CL-E
- Fluoride by 300.0
- Sulfate by SM 4500 SO4 E

EXECUTIVE SUMMARY

Overall, based on the Stage 2A data validation covering the quality control (QC) parameters listed below and the information provided, the data as qualified are usable for supporting project objectives. Qualified data should be used within the limitation of the qualification.

The data were reviewed based on the pertinent methods referenced in the laboratory reports, professional and technical judgment and the following documents:

- US EPA Region IV Data Validation Standard Operating Procedures (US EPA Region IV, September 2011) and

- US EPA National Functional Guidelines for Inorganic Superfund Methods Data Review, November 2020 (EPA 540-R-20-006).

The following samples were analyzed and reported in the laboratory reports:

Laboratory ID	Client ID
400-225433-1	MW-06
400-225433-2	MW-08R
400-225433-3	MW-10R
400-225433-4	MW-13R
400-225433-5	MW-07
400-225433-6	MW-11R
400-225433-7	MW-14R
400-225433-8	DUP-02
400-225433-9	FB-01
400-225433-10	EB-01

Laboratory ID	Client ID
400-225433-11	FB-02
400-225433-12	EB-02
400-225433-13	MW-09R
400-225433-14	DUP-03
400-225434-1	MWI-12A
400-225434-2	PZ-14
400-225435-1	MW-02
400-225435-2	MW-03
400-225435-3	MW-12
400-225435-4	DUP-01

The chain of custody (COC) indicates the samples were received within the criteria 0-6ºC. No preservation issues were noted by the laboratory.

The laboratory noted that due to supply chain issues, fluoride had to be run by EPA method 300.0 instead of 4500-F−. This may cause a deviation from the historical results.

The laboratory reports were revised on 1/23/2023 to include all QC sample results. The laboratory reports were identified as 400-225433-1 Revision 2, 400-225434-1 Revision 2 and 400-225435-1 Revision 1. Additionally, laboratory report 400-225434-1 was revised on 3/2/2023 to include narrative statement from the laboratory that elaborated on serial dilution exceedance for boron; the report was identified as 400-225434-1 Revision 4.

Additional QC was reported in the laboratory reports for metals that was not included in the associated electronic data deliverables (EDDs). The data reported in the EDDs is what was considered for validation of the sample results.

1.0 METALS

The samples were analyzed for metals by US EPA methods 3005A/6020. Mercury was assessed separately, in section 2.0, below

The areas of data review are listed below. A leading check mark (✓) indicates an area of review in which the data were acceptable. A preceding crossed circle (⊗) signifies areas where issues were raised during the course of the validation review and should be considered to determine any impact on data quality and usability.

⊗ Overall Assessment
✓ Holding Time
⊗ Method Blank
⊗ Matrix Spike/Matrix Spike Duplicate
⊗ Laboratory Control Sample
✓ Equipment Blank
⊗ Field Blank
⊗ Field Duplicate
✓ Sensitivity
✓ Electronic Data Deliverable Review

1.1 Overall Assessment

1.1.1 Completeness

The metals data reported in this sample set are considered usable for supporting project objectives. The results are considered valid; the analytical completeness defined as the ratio of the number of valid analytical results (valid analytical results include values qualified as estimated) to the total number of analytical results requested on samples submitted for this analysis, for this data set is 100%.

1.1.2 Analysis Anomaly

400-225433-1, 400-225434-1 and 400-225435-1: The laboratory noted the replicate relative standard deviations (RSDs) of the metals in the initial calibration verifications (ICVs) in batches 592624, 592756 and 599960 were outside of the method specified acceptance criteria; however, the ICV recoveries were within the method specified acceptance criteria. Since ICV recoveries were within the method specified acceptance criteria and based on professional and technical judgement, no qualifications were applied to the data.

400-225433-1: The recoveries of antimony, arsenic, beryllium, cadmium, chromium, cobalt, molybdenum and selenium in the ICV in batch 599960 were high and outside of the method specified acceptance criteria. Since these metals were either not detected or U qualified due to field blank contamination, no additional qualifications were applied to the data.

400-225433-1: The laboratory noted the recovery of chromium in the contract required detection limit verification standard (CRI) in batch 599960 was high and outside of the method specified acceptance criteria. Since the chromium concentrations were U qualified as not detected in the associated samples due to equipment blank contamination and based on professional and technical judgment, no additional qualifications were applied to the data.

400-225433-1 and 400-225434-1: The laboratory noted the recovery of boron in the continuing calibration verification (CCV) standard in batch 592756 was outside the laboratory specified acceptance criteria, with a high bias. Therefore, the boron concentrations in the associated samples were J+ qualified as estimated with high biases.

400-225434-1: The laboratory noted that the serial dilution performed for sample MWI-12A was high and outside of the calibration range for boron at 14%. Therefore, sample MWI-12A was J qualified as estimated.

Sample	Analyte	Laboratory Result (mg/L)	Laboratory Flag	Validation Result (mg/L)	Validation Qualifier*	Reason Code**
DUP-02	Boron	3.0	NA	3.0	J+	9
MW-06	Boron	7.6	NA	7.6	J+	9
MW-07	Boron	3.0	NA	3.0	J+	9
MW-08R	Boron	19	NA	19	J+	9
MW-10R	Boron	9.5	NA	9.5	J+	9
MW-11R	Boron	3.3	NA	3.3	J+	9
MW-13R	Boron	15	NA	15	J+	9
MW-14R	Boron	2.6	NA	2.6	J+	9
DUP-03	Boron	9.6	NA	9.6	J+	9
MW-09R	Boron	10	NA	10	J+	9
PZ-14	Boron	12	NA	12	J+	9
MWI-12A	Boron	7.4	NA	7.4	J	11

mg/L-milligram per liter
NA-not applicable
* Validation qualifiers are defined in Attachment 1 at the end of this report
**Reason codes are defined in Attachment 2 at the end of this report

1.2 Holding Time

The holding time for the metals analysis of a preserved water sample is 180 days from sample collection to analysis. The holding times were met for the sample analyses.

1.3 Method Blank

Method blanks were analyzed at the proper frequency for the number and types of samples analyzed (one per batch of 20 samples). Two method blanks were reported [preparation batches 591676 (analysis batches 592429, 592624 and 592756) and 591783 (analysis batches 592756 and 592944)]. Metals were not detected in the method blanks above the method detection limits (MDLs), with the following exceptions.

400-225433-1, 400-225434-1 and 400-225435-1: Cadmium was detected at an estimated concentration greater than the MDL and less than the reporting limits (RL) and calcium (0.452 mg/L) was detected at a concentration greater than the RL in the method blank in analysis batch 592429 from preparation batch 591676. Since cadmium was not detected and calcium was detected at a concentration greater than the RL in the associated samples, no qualifications were applied to the associated data.

400-225433-1 and 400-225435-1: Chromium was detected at an estimated concentration greater than the MDL and less than the RL, and boron (0.0692 mg/L) and calcium (0.835 mg/L) were detected at concentrations greater than the RLs in the method blank in analysis batch 592756 from preparation batch 591676. Therefore, the estimated boron and chromium concentration in FB-02, EB-1 and EB-02 and the calcium concentration in EB-01 were U qualified as not detected above the RLs.

400-225433-1, 400-225434-1 and 400-225435-1: Calcium (1.15 mg/L) were detected at a concentration greater than the RL in the method blank in analysis batch 592944 from preparation batch 591783. Therefore, the estimated calcium concentration in EB-01 was U qualified as not detected at the RL and the calcium concentrations in samples MW-02 and MW-03 were J+ qualified as estimated with a high bias.

Sample	Analyte	Laboratory Result (mg/L)	Laboratory Flag	Validation Result (mg/L)	Validation Qualifier	Reason Code
FB-02	Boron	0.095	I	0.050	U	3
FB-02	Chromium	0.0019	I	0.0025	U	3
EB-01	Calcium	0.13	I	0.25	U	3
EB-01	Boron	0.010	I	0.050	U	3
EB-01	Chromium	0.0020	I	0.0025	U	3
EB-02	Boron	0.0088	I	0.050	U	3
EB-02	Chromium	0.0017	I	0.0025	U	3
MW-02	Calcium	9.7	NA	9.7	J+	3
MW-03	Calcium	2.9	NA	2.9	J+	3

mg/L-milligram per liter
NA-not applicable
I-laboratory flag indicating estimated concentration greater than the MDL and less than the RL

1.4 Matrix Spike/Matrix Spike Duplicate (MS/MSD)

MS/MSDs were analyzed at the proper frequency for the number and types of samples analyzed (one per batch of 20 samples). Three sample set specific MS/MSD pairs were reported, one using sample MW-06 and two using sample MWI-12A. The recovery and relative percent difference (RPD) results were within the laboratory specified acceptance criteria, with the following exceptions.

400-225433-1: The recoveries of boron in the MS/MSD pair using sample MW-06 were low and outside of the laboratory specified acceptance criteria. Since the concentration of boron in sample MW-06 was greater than four times the spike concentration, the recovery limits were not applicable. Therefore, no qualifications were applied to the boron data.

400-225433-1: The MS recovery of calcium in the MS/MSD pair using sample MW-06 was high and outside of the laboratory specified acceptance criteria. Since the concentration of calcium in sample MW-06 was greater than four times the spike concentration, the recovery limits were not applicable. Therefore, no qualifications were applied to the calcium data.

400-225434-1: The recoveries of boron in the MS/MSD pair in analysis batch 592429 using sample MWI-12A were high and outside of the laboratory specified acceptance criteria. Since the concentration of boron in sample MWI-12A was greater than four times the spike concentration, the recovery limits were not applicable. Therefore, no qualifications were applied to the boron data.

400-225434-1: The RPD of arsenic in the MS/MSD pair in analysis batch 592429 using sample MWI-12A was high and outside of the laboratory specified acceptance criteria. Since arsenic was not reported from batch 592429 and based on professional and technical judgment, no qualifications were applied to the arsenic data.

400-225434-1: The MSD recovery of calcium in the MS/MSD pair using sample MWI-12A was high and outside of the laboratory specified acceptance criteria. Since the concentration of calcium in sample MWI-12A was greater than four times the spike concentration, the recovery limits were not applicable. Therefore, no qualifications were applied to the calcium data.

400-225434-1: The MSD recovery of selenium in the MS/MSD pair using sample MWI-12A for batch 592429 was low and outside of the laboratory specified acceptance criteria. Therefore, the nondetect result of selenium in sample MWI-12A was UJ qualified as estimated less than the RL.

400-225434-1: Selenium and lithium were not detected (0% recovery) the MS/MSD pair using sample MWI-12A for batch 592624. Since selenium and lithium were not reported from batch 592624 and based on professional and technical judgment, no qualifications were applied to the data.

400-225434-1: The recoveries of antimony in the MS/MSD pair in analysis batch 592624 using sample MWI-12A were low and outside of the laboratory specified acceptance criteria. Since antimony was not reported from batch 592624 and based on professional and technical judgment, no qualifications were applied to the data.

400-225434-1: The recoveries of boron in the MS/MSD pair in analysis batch 592624 using sample MWI-12A were high and outside of the laboratory specified acceptance criteria. Since the

concentration of boron in sample MWI-12A was greater than four times the spike concentration, the recovery limits were not applicable. Therefore, no qualifications were applied to the boron data.

400-225434-1: The recoveries of calcium in the MS/MSD pair in analysis batch 592624 using sample MWI-12A were low and outside of the laboratory specified acceptance criteria. Since the concentration of calcium in sample MWI-12A was greater than four times the spike concentration, the recovery limits were not applicable. Therefore, no qualifications were applied to the calcium data.

400-225434-1: The recoveries of molybdenum in the MS/MSD pair in analysis batch 592624 using sample MWI-12A were high and outside of the laboratory specified acceptance criteria. Since molybdenum was not reported from batch 592624 and based on professional and technical judgment, no qualifications were applied to the data.

Batch MS/MSD pairs were also reported. Since these were batch QC, the results do not affect the samples in this data set and qualifications were not applied to the data.

Sample ID	Analyte	Laboratory Result (mg/L)	Laboratory Flag	Validation Result (mg/L)	Validation Qualifier*	Reason Code**
MWI-12A	Selenium	0.00082	U	0.00082	UJ	4

mg/L-milligram per liter
U-not detected at or above the MDL

1.5 Laboratory Control Sample (LCS)

LCSs were analyzed at the proper frequency for the number and types of samples analyzed (one per batch of 20 samples). Six LCSs were reported. The recovery results were within the laboratory specified acceptance criteria, with the following exceptions.

400-225433-1 and 400-225435-1: The boron and calcium recoveries in the LCS in preparation batch 591676 and analysis batch 592756 were high and outside of laboratory specified acceptance criteria. Since boron was either not detected or U qualified due to field blank contamination and based on professional and technical judgment, no additional qualifications were applied to the boron data. However, the calcium concentration in sample MW-02 was J+ qualified as estimated with high bias.

400-225433-1 and 400-225434-1: The boron recovery in the LCS in preparation batch 591783 and analysis batch 592944 was low and outside of laboratory specified acceptance criteria, Therefore, the estimated boron concentration in sample FB-01 was J qualified as estimated and the boron concentration in sample PZ-14 greater than the RL was J- qualified as estimated with low bias.

400-225433-1 and 400-225434-1: The calcium recovery in the LCS in preparation batch 591783 and analysis batch 592944 was high and outside of laboratory specified acceptance criteria. Therefore, calcium concentration in PZ-14 was J+ qualified as estimated with high bias.

Sample ID	Analyte	Laboratory Result (mg/L)	Laboratory Flag	Validation Result (mg/L)	Validation Qualifier	Reason Code
FB-01	Boron	0.013	I	0.050	J	5
PZ-14	Calcium	660	NA	660	J+	5
PZ-14	Boron	12	NA	12	J-	5
MW-02	Calcium	9.7	NA	9.7	J+	5

mg/L-milligram per liter
NA-not applicable
I-the reported value is between the laboratory MDL and the reporting

1.6 Equipment Blank

Two equipment blanks, EB-01 and EB-02, were collected with the sample set. Metals were not detected in the equipment blanks above the MDLs, with the following exceptions.

Boron, calcium and chromium were detected in EB-01 at estimated concentrations greater than the MDLs and less than the RLs. Boron, chromium and selenium were detected in EB-02 at estimated concentrations greater than the MDLs and less than the RLs. Since the boron, calcium, chromium and selenium concentrations in EB-01 and EB-02 were U qualified due to method blank or field blank contamination and based on professional and technical judgment, no additional qualifications were applied to the data.

1.7 Field Blank

Two field blanks, FB-01 and FB-02, were collected with the sample set. Metals were not detected in the field blanks above the MDLs, with the following exceptions.

Boron, chromium and selenium were detected in FB-01 at estimated concentrations greater than the MDLs and less than the RLs. Boron and chromium were detected in FB-02 at estimated concentrations greater than the MDLs and less than the RLs. Since the boron concentrations in FB-01 and FB-02 were U qualified due to method blank contamination and based on professional and technical judgment, no additional qualifications were applied to the boron data. However, the estimated chromium concentrations in samples MW-06, MW-10R, MW-14R, DUP-03, MW-09R, PZ-14, DUP-01, MW-02 and MW-03 and estimated selenium concentrations in samples EB-02, MW-08R and MW-11R were U qualified as not detected at the RLs. In addition, the selenium concentration in samples DUP-01, DUP-02 and MW-09R were J+ qualified as estimated with high biases.

Calcium (0.34 mg/L) was detected in FB-01 at a concentration greater than the RL. Therefore, the calcium concentration in samples MW-03 was J+ qualified as estimated with a high bias.

Sample	Analyte	Laboratory Result (mg/L)	Laboratory Flag	Validation Result (mg/L)	Validation Qualifier	Reason Code
MW-06	Chromium	0.0019	I	0.0025	U	3
MW-10R	Chromium	0.0022	I	0.0025	U	3
MW-14R	Chromium	0.0024	I	0.0025	U	3
DUP-03	Chromium	0.0016	I	0.0025	U	3
MW-09R	Chromium	0.0015	I	0.0025	U	3
PZ-14	Chromium	0.0024	I	0.0025	U	3
DUP-01	Chromium	0.0016	I	0.0025	U	3
MW-02	Chromium	0.0017	I	0.0025	U	3
MW-03	Chromium	0.0010	I	0.0025	U	3
EB-02	Selenium	0.0010	I	0.0010	U	3
MW-08R	Selenium	0.0012	I	0.0013	U	3
MW-11R	Selenium	0.00089	I	0.0013	U	3
MW-09R	Selenium	0.0022	NA	0.0022	J+	3
DUP-02	Selenium	0.0013	NA	0.0013	J+	3
DUP-01	Selenium	0.0021	NA	0.0021	J+	3
MW-03	Calcium	2.9	NA	2.9	J+	3

mg/L-milligram per liter
NA-not applicable
I-the reported value is between the laboratory MDL and the RL

1.8 Field Duplicate

Three field duplicates were collected with the sample set, DUP-01, DUP-02 and DUP-03. Acceptable precision (RPD ≤ 30%) was demonstrated between the field duplicates and the original samples, MW-02, MW-07 and MW-09R, respectively, with the following exceptions.

The chromium RPD for field duplicate pair DUP-02/MW-07 were greater than 30%. Therefore, these concentrations in this field duplicate pair were J qualified as estimated.

Selenium was not detected in MW-07 and detected at a concentration greater than the RL in sample DUP-02, resulting in a noncalculable RPD. Therefore, based on professional and technical judgment, the selenium concentration in DUP-02 was J qualified as estimated and the non-detect result in MW-07 was UJ qualified as estimated less than the MDL.

Selenium was not detected in sample DUP-03 and detected at a concentration greater than the RL in sample MW-09R, resulting in a noncalculable RPD. Therefore, based on professional and

technical judgment, the selenium concentration in MW-09R was J qualified as estimated and the non-detect result in sample DUP-03 was UJ qualified as estimated less than the MDL.

Selenium was not detected in sample MW-02 and detected at a concentration greater than the RL in DUP-01, resulting in a noncalculable RPD. Therefore, based on professional and technical judgment, the selenium concentration in DUP-01 was J qualified as estimated and the non-detect result in sample MW-02 was UJ qualified as estimated less than the MDL.

Sample	Analyte	Laboratory Result (mg/L)	Laboratory Flag	RPD	Validation Result (mg/L)	Validation Qualifier	Reason Code
MW-02	Selenium	0.00082	U	NC	0.00082	UJ	7
DUP-01	Selenium	0.0021	NA		0.0021	J	7
MW-07	Chromium	0.0040	NA	116	0.0040	J	7
DUP-02	Chromium	0.015	NA		0.015	J	7
MW-07	Selenium	0.00082	U	NC	0.00082	UJ	7
DUP-02	Selenium	0.0013	NA		0.0013	J	7
MW-09R	Selenium	0.0022	NA	NC	0.0022	J	7
DUP-03	Selenium	0.00082	U		0.00082	UJ	7

mg/L-milligram per liter
NA-not applicable
NC-not calculable
U-not detected at or above the MDL

1.9 Sensitivity

The samples were reported to the MDLs. Elevated non-detect results were reported due to the dilutions analyzed.

1.10 Electronic Data Deliverables (EDDs) Review

The results and sample IDs in the EDDs were reviewed against the information provided by the associated level II reports at a minimum of 20% as part of the data validation process. The laboratory reports were reported to practical quantitation limits (PQLs), whereas the EDD uses the term RL. Additional QC was reported in the laboratory reports for metals that was not included in the associated electronic data deliverables (EDDs). The data reported in the EDDs is what was considered for validation of the sample results.

No other discrepancies were identified between the level II reports and the EDDs.

2.0 MERCURY

The samples were analyzed for mercury by US EPA method 7470A.

The areas of data review are listed below. A leading check mark (✓) indicates an area of review in which the data were acceptable. A preceding crossed circle (⊗) signifies areas where issues were raised during the course of the validation review and should be considered to determine any impact on data quality and usability.

- ✓ Overall Assessment
- ✓ Holding Time
- ✓ Method Blank
- ✓ Matrix Spike/Matrix Spike Duplicate
- ✓ Laboratory Control Sample
- ✓ Equipment Blank
- ✓ Field Blank
- ✓ Field Duplicate
- ✓ Sensitivity
- ✓ Electronic Data Deliverable Review

2.1 Overall Assessment

The mercury data reported in this sample set are considered usable for supporting project objectives. The results are considered valid; the analytical completeness defined as the ratio of the number of valid analytical results (valid analytical results include values qualified as estimated) to the total number of analytical results requested on samples submitted for this analysis, for this dataset is 100%.

2.2 Holding Time

The holding time for the mercury analysis of a water sample is 28 days from sample collection to analysis. The holding times were met for the sample analyses.

2.3 Method Blank

Method blanks were analyzed at the proper frequency for the number and types of samples analyzed (one per batch of 20 samples). Three method blanks were reported (batches 592937, 592939 and 594695). Mercury was not detected in the method blanks above the MDL.

2.4 Matrix Spike/Matrix Spike Duplicate

MS/MSDs were analyzed at the proper frequency for the number and types of samples analyzed (one per batch of 20 samples). One sample set specific MS/MSD pair was reported using sample MW-08R. The recovery and RPD results were within the laboratory specified acceptance criteria.

Two batch MS/MSD pairs were also reported. Since these were batch QC, the results do not affect the samples in this data set and qualifications were not applied to the data.

2.5 Laboratory Control Sample

LCSs were analyzed at the proper frequency for the number and types of samples analyzed (one per batch of 20 samples). Three LCSs were reported. The recovery results were within the laboratory specified acceptance criteria.

2.6 Equipment Blank

Two equipment blanks, EB-01 and EB-02, were collected with the sample set. Mercury was not detected in the equipment blanks above the MDL.

2.7 Field Blank

Two field blanks, FB-01 and FB-02, were collected with the sample set. Mercury was not detected in the field blanks above the MDLs.

2.8 Field Duplicate

Three field duplicates were collected with the sample set, DUP-01, DUP-02 and DUP-03. Acceptable precision (RPD $\leq$ 30%) was demonstrated between the field duplicates and the original samples, MW-02, MW-07 and MW-09R, respectively.

2.9 Sensitivity

The samples were reported to the MDL. Elevated non-detect results were not reported.

2.10 Electronic Data Deliverables Review

The results and sample IDs in the EDDs were reviewed against the information provided by the associated level II reports at a minimum of 20% as part of the data validation process. The laboratory reports were reported to PQLs, whereas the EDD uses the term RL. No other discrepancies were identified between the level II reports and the EDDs.

3.0 WET CHEMISTRY

The samples were analyzed for chloride by SM 4500 Cl-E, fluoride by EPA method 300.0, sulfate by SM 4500 SO4 E and TDS by SM 2540C.

The areas of data review are listed below. A leading check mark (✓) indicates an area of review in which the data were acceptable. A preceding crossed circle (⊗) signifies areas where issues were raised during the course of the validation review and should be considered to determine any impact on data quality and usability.

⊗ Overall Assessment
✓ Holding Times
✓ Method Blank
⊗ Matrix Spike/Matrix Spike Duplicate
⊗ Laboratory Control Sample
⊗ Laboratory Duplicate
✓ Equipment Blank
⊗ Field Blank
⊗ Field Duplicate
✓ Sensitivity
✓ Electronic Data Deliverable Review

3.1 Overall Assessment

3.1.1 Completeness

The wet chemistry data reported in this sample set are considered usable for supporting project objectives. The results are considered valid; the analytical completeness defined as the ratio of the number of valid analytical results (valid analytical results include values qualified as estimated) to the total number of analytical results requested on samples submitted for these analyses, for this dataset is 100%.

3.1.2 Analysis Anomaly

400-225433-1 and 400-225434-1: The laboratory noted the recovery of fluoride was high in the CCV in batch 591772. Since fluoride was not detected in the associated samples, no qualifications were applied to the data.

400-225433-1: The TDS concentration in sample DUP-03 was flagged L to indicate the concentration was off-scale high and the actual value is known to be greater than the value given. Therefore, based on professional and technical judgment, the TDS concentration in DUP-03 was J qualified as estimated.

Sample	Analyte	Laboratory Result (mg/L)	Laboratory Flag	Validation Result (mg/L)	Validation Qualifier	Reason Code
DUP-03	TDS	43000	L	43000	J	13

mg/L-milligram per liter
L-Off-scale high. Actual value is known to be greater than the value given.

3.2 Holding Times

The holding time for the fluoride, chloride and sulfate analysis of a water sample is 28 days from sample collection to analysis. The holding time for the TDS analysis of a water sample is 7 days from sample collection to analysis. The holding times were met for the sample analyses.

3.3 Method Blank

Method blanks were analyzed at the proper frequency for the number and types of samples analyzed (one per batch of 20 samples). Method blanks were reported for each analysis and batch; TDS (batches 591489, 591502 and 592212), chloride (batches 592088 and 592118), sulfate (batches 592115 and 592119) and fluoride (batches 591544, 591603 and 591772). The wet chemistry parameters were not detected in the method blanks above the MDLs.

3.4 Matrix Spike/Matrix Spike Duplicate

MS/MSDs were analyzed at the proper frequency for the number and types of samples analyzed (one per batch of 20 samples).

Sample set specific MS/MSD pairs were reported for sulfate using samples MWI-12A and MW-03 and fluoride using samples MW-06. The recovery and RPD results were within the laboratory specified acceptance criteria, with the following exceptions.

400-225434-1: The recoveries of sulfate in the MS/MSD pair using sample MWI-12A were low, less than 35% and outside of the laboratory specified acceptance criteria. Therefore, the sulfate concentration in sample MWI-12A was J- qualified as estimated with a low bias.

Batch MS/MSD pairs was reported for sulfate, fluoride and chloride. Since these were batch QC, the results do not affect the samples in this data set and qualifications were not applied to the data.

Sample ID	Analyte	Laboratory Result (mg/L)	Laboratory Flag	Validation Result (mg/L)	Validation Qualifier	Reason Code
MWI-12A	Sulfate	170	NA	170	J-	4

mg/L-milligram per liter
NA-not applicable

3.5 Laboratory Control Sample

LCSs were analyzed at the proper frequency for the number and types of samples analyzed (one per batch of 20 samples). LCSs or LCS/LCS duplicate (LCSD) pairs were reported for each analysis and batch. The recovery and RPD results were within the laboratory specified acceptance criteria, with the following exceptions.

400-225433-1 and 400-225434-1: The recoveries of fluoride in the LCS/LCSD pair for batch 591772 were high and outside of the laboratory specified acceptance criteria. Therefore, the estimated fluoride concentration in the associated sample was J qualified as estimated.

The laboratory also analyzed method reporting limit (MRL) standards for chloride and sulfate. The MRL recoveries were within the laboratory specified acceptance criteria.

Sample	Analyte	Laboratory Result (mg/L)	Laboratory Flag	Validation Result (mg/L)	Validation Qualifier	Reason Code
PZ-14	Fluoride	0.64	I,J3	0.64	J	5

mg/L-milligram per liter
I-The reported value is between the laboratory MDL and the laboratory practical quantitation limit.
J3-Estimated value; value may not be accurate. Spike recovery or RPD outside of criteria.

3.6 Laboratory Duplicate

Three laboratory duplicates were reported for TDS using samples MW-14R, DUP-03 and MW-03. The RPD results were within the laboratory specified acceptance criteria, with the following exception.

400-225435-1: The RPD of TDS in the laboratory duplicate using sample MW-03 was high and outside the laboratory specified acceptance criteria. Therefore, the TDS concentration in sample MW-03 was J qualified as estimated.

Batch laboratory duplicates were also reported for TDS. Since these are batch QC, the results do not affect the samples in this data set and qualifications were not applied to the data.

Sample ID	Analyte	Laboratory Result (mg/L)	Laboratory Flag	Validation Result (mg/L)	Validation Qualifier	Reason Code
MW-03	TDS	56	NA	56	J	12

mg/L-milligram per liter
NA-not applicable

3.7 Equipment Blank

Two equipment blanks, EB-01 and EB-02, were collected with the sample set. The wet chemistry parameters were not detected in the equipment blanks above the MDLs.

3.8 Field Blank

Two field blanks, FB-01 and FB-02, were collected with the sample set. The wet chemistry parameters were not detected in the field blanks above the MDLs, with the following exception.

Chloride (20 mg/L) was detected in FB-02 at a concentration greater than the RL. Therefore, the detected concentrations of chloride in samples MW-14R, MWI-12A and MW-12 were J+ qualified as estimated with a high bias, and the estimated concentrations in samples DUP-01, MW-02 and MW-03 were U qualified as estimated less than the RL.

Sample	Analyte	Laboratory Result (mg/L)	Laboratory Flag	Validation Result (mg/L)	Validation Qualifier	Reason Code
MW-14R	Chloride	130	NA	130	J+	3
MWI-12A	Chloride	150	NA	150	J+	3
DUP-01	Chloride	8.3	NA	8.3	U	3
MW-02	Chloride	8.5	NA	8.5	U	3
MW-03	Chloride	12	NA	12	U	3
MW-12	Chloride	160	NA	160	J+	3

mg/L-milligram per liter
NA-not applicable

3.9 Field Duplicate

Three field duplicates were collected with the sample set, DUP-01, DUP-02 and DUP-03. Acceptable precision (RPD ≤ 30%) was demonstrated between the field duplicates and the original samples, MW-02, MW-07 and MW-09R, respectively, with the following exceptions.

The TDS RPD for field duplicate pair DUP-03/MW-09R were greater than 30%. Therefore, these concentrations in this field duplicate pair were J qualified as estimated.

The TDS RPD for field duplicate pair DUP-01/MW-02 were greater than 30%. Therefore, these concentrations in this field duplicate pair were J qualified as estimated.

Sample	Analyte	Laboratory Result (mg/L)	Laboratory Flag	RPD	Validation Result (mg/L)	Validation Qualifier	Reason Code
MW-02	TDS	110	NA	59	110	J	7
DUP-01	TDS	60	NA		60	J	7
MW-09R	TDS	4200	NA	164	4200	J	7
DUP-03	TDS	43000	L		43000	J	7

mg/L-milligram per liter
L-Off-scale high. Actual value is known to be greater than the value given.
NA-not applicable

3.10 Sensitivity

The samples were reported to the MDLs. Elevated non-detect results were not reported.

3.11 Electronic Data Deliverables Review

The results and sample IDs in the EDDs were reviewed against the information provided by the associated level II reports at a minimum of 20% as part of the data validation process. The laboratory reports were reported to PQLs, whereas the EDD uses the term RL. No other discrepancies were identified between the level II reports and the EDDs.

---

* * * * *

ATTACHMENT 1
DATA VALIDATION QUALIFIER DEFINITIONS
AND INTERPRETATION KEY
Assigned by Geosyntec's Data Validation Team

DATA QUALIFIER DEFINITIONS

U The analyte was analyzed for but was not detected above the reported sample quantitation limit. Upon application of the U qualifier to a reported result, the definition changes to "not detected at or above the reported result".

J The analyte was positively identified; the associated numerical value is the approximate concentration of the analyte in the sample.

J+ The analyte was positively identified; however, the associated numerical value is likely to be higher than the concentration of the analyte in the sample due to positive bias of associated QC or calibration data or attributable to matrix interference.

J- The analyte was positively identified; however, the associated numerical value is likely to be lower than the concentration of the analyte in the sample due to negative bias of associated QC or calibration data or attributable to matrix interference.

UJ The analyte was not detected above the reported sample quantitation limit. However, the reported quantitation limit is approximate and may or may not represent the actual limit of quantitation necessary to accurately and precisely measure the analyte in the sample.

R The sample results are rejected due to serious deficiencies in the ability to analyze the sample and meet quality control criteria. The presence or absence of the analyte cannot be verified.

ATTACHMENT 2
DATA VALIDATION REASON CODES
Assigned by Geosyntec's Data Validation Team

Valid Value	Description
1	Preservation requirement not met
2	Extraction or analysis holding time exceeded
3	Blank contamination (i.e., method, trip, equipment, etc.)
4	Matrix spike/matrix spike duplicate recovery or RPD outside limits
5	LCS recovery outside limits or RPD outside limits (LCS/LCSD)
6	Surrogate recovery outside limits
7	Field Duplicate RPD exceeded
8	Serial dilution percent difference exceeded
9	Calibration criteria not met
10	Linear range exceeded
11	Internal standard criteria not met
12	Lab duplicates RPD exceeded
13	Other
14	Lab flag removed: no validation qualification required

LCS - Laboratory Control Sample
LCSD - Laboratory Control Sample duplicate
RPD - Relative percent difference

Geosyntec consultants

180A Market Place Boulevard
Knoxville, TN 37922
PH 865.330.0037
www.geosyntec.com

Memorandum

Date:	15 December 2022
To:	Lane Dorman
From:	Kristoffer Henderson
CC:	J. Caprio
Subject:	**Stage 2A Data Validation - Level II Data Deliverables – Eurofins Job IDs 400-225433-2, 400-225434-2 and 400-225435-2**

SITE: Plant Smith

INTRODUCTION

This report summarizes the findings of the Stage 2A data validation of thirteen aqueous samples, three field duplicates, two field blanks and two equipment blanks, collected 1-6 April 2022, as part of the Plant Smith sampling event.

The samples were analyzed at Eurofins St Louis, Missouri, for the following analytical tests:

- Radium-226 by United States (US) Environmental Protection Agency (EPA) Method 9315
- Radium-228 by US EPA Method 9320
- Combined Radium 226 + 228 by Calculation

EXECUTIVE SUMMARY

Based on the Stage 2A data validation covering the quality control (QC) parameters listed below and the information provided, the data as qualified are usable for supporting project objectives. Qualified data should be used within the limitation of the qualification.

The data were reviewed based on the pertinent methods referenced in the laboratory reports, professional and technical judgment and the following documents:

- United States Environmental Protection Agency (US EPA) Region IV Data Validation Standard Operating Procedures (US EPA Region IV, September 2011) and
- American Nuclear Society Verification and Validation of Radiological Data for Use in Management and Environmental Remediation, ANSI/ANS-41.5-2012, February 15, 2012.

The following samples were analyzed and reported in the laboratory reports:

Laboratory ID	Client ID
400-225433-1	MW-06
400-225433-2	MW-08R
400-225433-3	MW-10R
400-225433-4	MW-13R
400-225433-5	MW-07
400-225433-6	MW-11R
400-225433-7	MW-14R
400-225433-8	DUP-02
400-225433-9	FB-01
400-225433-10	EB-01

Laboratory ID	Client ID
400-225433-11	FB-02
400-225433-12	EB-02
400-225433-13	MW-09R
400-225433-14	DUP-03
400-225434-1	MWI-12A
400-225434-2	PZ-14
400-225435-1	MW-02
400-225435-2	MW-03
400-225435-3	MW-12
400-225435-4	DUP-01

No preservation issues were noted by the laboratory.

1.0 RADIOCHEMISTRY

The samples were analyzed for radium-226 by US EPA method 9315, radium-228 by US EPA method 9320 and combined radium 226+228 by calculation.

The areas of data review are listed below. A leading check mark (✓) indicates an area of review in which the data were acceptable. A preceding crossed circle (⊗) signifies areas where issues were raised during the course of the validation review and should be considered to determine any impact on data quality and usability.

✓ Overall Assessment
✓ Holding Times
⊗ Method Blank
✓ Matrix Spike/Matrix Spike Duplicate
✓ Laboratory Control Sample
✓ Tracers and Carriers
⊗ Field Blank
✓ Equipment Blank
✓ Field Duplicate
✓ Sensitivity
✓ Electronic Data Deliverable Review

1.1 Overall Assessment

The radium-226 and radium-228 data reported in this sample set are considered usable for supporting project objectives. The results are considered valid; the analytical completeness defined as the ratio of the number of valid analytical results (valid analytical results include values

qualified as estimated) to the total number of analytical results requested on samples submitted for this analysis, for this sample set is 100%.

1.2 Holding Times

The holding time for the radium-226 and radium-228 analyses of a water sample is 180 days from sample collection to analysis. The holding times were met for the sample analyses.

1.3 Method Blank

Method blanks were analyzed at the proper frequency for the number and types of samples analyzed (one per batch of 20 samples). Three method blanks were reported for radium-226 (batches 581385, 581819 and 581325) and three method blanks were reported for radium-228 (batches 581386, 581875 and 581384). The radiochemistry parameters were not detected in the method blanks above the minimum detectable concentrations (MDCs), with the following exception.

Radium-228 (0.7114 pCi/L) was detected in the method blank in batch 581386 at a concentration greater than the MDC. Therefore, the radium-228 concentrations in samples MW-07, MW-11R, DUP-02, FB-01 and EB-01 were J+ qualified as estimated with high biases and the radium-228 concentrations in samples FB-02 and EB-02 were U qualified as not detected at the reported concentrations. In addition, the combined radium 226+228 concentrations in samples MW-07, MW-11R, DUP-02, FB-01 and EB-01 were J+ qualified as estimated with high biases and the combined radium 226+228 concentrations in samples FB-02 and EB-02 were U qualified as not detected at the reported concentrations.

Sample	Analyte	Laboratory Result (pCi/L)	Laboratory Flag	Validation Result (pCi/L)	Validation Qualifier*	Reason Code**
MW-07	Radium-228	4.53	NA	4.53	J+	3
MW-07	Combined Radium 226 + 228	34.6	NA	34.6	J+	3
MW-11R	Radium-228	4.35	NA	4.35	J+	3
MW-11R	Combined Radium 226 + 228	17.3	NA	17.3	J+	3
DUP-02	Radium-228	4.28	NA	4.28	J+	3
DUP-02	Combined Radium 226 + 228	35.4	NA	35.4	J+	3
FB-01	Radium-228	0.781	NA	0.781	J+	3
FB-01	Combined Radium 226 + 228	0.763	NA	0.763	J+	3
EB-01	Radium-228	0.729	NA	0.729	J+	3
EB-01	Combined Radium 226 + 228	0.745	NA	0.745	J+	3
FB-02	Radium-228	0.595	NA	0.595	U	3
FB-02	Combined Radium 226 + 228	0.658	NA	0.658	U	3
EB-02	Radium-228	0.589	NA	0.589	U	3

Sample	Analyte	Laboratory Result (pCi/L)	Laboratory Flag	Validation Result (pCi/L)	Validation Qualifier*	Reason Code**
EB-02	Combined Radium 226 + 228	0.683	NA	0.683	U	3

pCi/L-picocuries per liter
NA-not applicable
* Validation qualifiers are defined in Attachment 1 at the end of this report
**Reason codes are defined in Attachment 2 at the end of this report

1.4 Matrix Spike/Matrix Spike Duplicate (MS/MSD)

MS/MSD pairs were not reported.

1.5 Laboratory Control Sample (LCS)

LCSs were analyzed at the proper frequency for the number and types of samples analyzed (one per batch of 20 samples). One LCS and two LCS/laboratory control sample duplicate (LCSD) pairs were reported for radium-226 and one LCS and two LCS/LCSD pairs were reported for radium-228. The recovery and replicate error ratio (RER) results were within the laboratory specified acceptance criteria.

1.6 Tracers and Carriers

Carriers were reported for the radium-226 and radium-228 analyses. The recovery results were within the laboratory specified acceptance criteria.

1.7 Field Blank

Two field blanks were collected with the sample set, FB-01 and FB-02. The radiochemistry parameters were not detected in the field blanks above the MDCs, with the following exceptions.

Radium-228 was detected in FB-01 (0.781 pCi/L) and FB-02 (0.595 pCi/L) at concentrations greater than the MDCs. Based on professional and technical judgment, no additional qualifications were applied to the results in the associated samples that were qualified for method blank contamination. However, the radium-228 concentrations in samples MW-09R, DUP-03, MWI-12A and MW-12 were J+ qualified as estimated with high biases and the radium-228 concentration in sample MW-03 was U qualified as not detected at the reported concentration. In addition, the combined radium 226+228 concentrations in samples MW-09R, DUP-03, MWI-12A, MW-03 and MW-12 were J+ qualified as estimated with high biases.

Sample	Analyte	Laboratory Result (pCi/L)	Laboratory Flag	Validation Result (pCi/L)	Validation Qualifier	Reason Code
MW-09R	Radium-228	4.20	NA	4.20	J+	3

Sample	Analyte	Laboratory Result (pCi/L)	Laboratory Flag	Validation Result (pCi/L)	Validation Qualifier	Reason Code
MW-09R	Combined Radium 226 + 228	9.71	NA	9.71	J+	3
DUP-03	Radium-228	5.01	NA	5.01	J+	3
DUP-03	Combined Radium 226 + 228	11.7	NA	11.7	J+	3
MWI-12A	Radium-228	1.17	NA	1.17	J+	3
MWI-12A	Combined Radium 226 + 228	8.76	NA	8.76	J+	3
MW-03	Radium-228	0.766	NA	0.766	U	3
MW-03	Combined Radium 226 + 228	1.98	NA	1.98	J+	3
MW-12	Radium-228	0.890	NA	0.890	J+	3
MW-12	Combined Radium 226 + 228	2.61	NA	2.61	J+	3

pCi/L-picocuries per liter
NA-not applicable

1.8 Equipment Blank

Two equipment blanks were collected with the sample set, EB-01 and EB-02. The radiochemistry parameters were not detected in the equipment blanks above the MDCs, with the following exceptions.

Radium-228 was detected in EB-01 (0.729 pCi/L) and EB-02 (0.589 pCi/L) at concentrations greater than the MDCs. Since the radium-228 results in the associated samples were qualified due to method blank and field blank contamination and based on professional and technical judgment, no additional qualifications were applied to the data.

1.9 Field Duplicate

Three field duplicates were collected with the sample set, DUP-01, DUP-02 and DUP-03. Acceptable precision (RER≤ 3) was demonstrated between the field duplicates and the original samples, MW-02, MW-07 and MW-09R, respectively.

1.10 Sensitivity

The samples were reported to the MDCs. Elevated non-detect results were not reported. The radium-228 MDC (1.48 pCi/L) for sample MW-14R (1.00 pCi/L) did not meet the requested reporting limit (RL).

1.11 Electronic Data Deliverables (EDDs) Review

The results and sample IDs in the EDDs were reviewed against the information provided by the associated level II reports at a minimum of 20% as part of the data validation process. No discrepancies were identified between the level II reports and the EDDs.

ATTACHMENT 1
DATA VALIDATION QUALIFIER DEFINITIONS
Assigned by Geosyntec's Data Validation Team

DATA QUALIFIER DEFINITIONS

U The analyte was analyzed for but was not detected above the reported sample quantitation limit. Upon application of the U qualifier to a reported result, the definition changes to "not detected at or above the reported result".

J The analyte was positively identified; the associated numerical value is the approximate concentration of the analyte in the sample.

J+ The analyte was positively identified; however, the associated numerical value is likely to be higher than the concentration of the analyte in the sample due to positive bias of associated QC or calibration data or attributable to matrix interference.

J- The analyte was positively identified; however, the associated numerical value is likely to be lower than the concentration of the analyte in the sample due to negative bias of associated QC or calibration data or attributable to matrix interference.

N There is presumptive evidence that the analyte is present; the analyte is reported as a tentative identification.

UJ The analyte was not detected above the reported sample quantitation limit. However, the reported quantitation limit is approximate and may or may not represent the actual limit of quantitation necessary to accurately and precisely measure the analyte in the sample.

R The sample results are rejected due to serious deficiencies in the ability to analyze the sample and meet quality control criteria. The presence or absence of the analyte cannot be verified.

ATTACHMENT 2
DATA VALIDATION REASON CODES
Assigned by Geosyntec's Data Validation Team

Valid Value	Description
1	Preservation requirement not met
2	Extraction or analysis holding time exceeded
3	Blank contamination (i.e., method, trip, equipment, etc.)
4	Matrix spike/matrix spike duplicate recovery or RPD outside limits
5	LCS recovery outside limits or RPD outside limits (LCS/LCSD)
6	Surrogate recovery outside limits
7	Field Duplicate RPD exceeded
8	Serial dilution percent difference exceeded
9	Calibration criteria not met
10	Linear range exceeded
11	Internal standard criteria not met
12	Lab duplicates RPD exceeded
13	Other
14	Lab flag removed: no validation qualification required

LCS - Laboratory Control Sample
LCSD - Laboratory Control Sample duplicate
RPD - Relative percent difference

eurofins | Environment Testing

ANALYTICAL REPORT

PREPARED FOR

Attn: Barry Evans
Florida Power and Light
BIN 731
One Energy Place
Pensacola, Florida 32520

Generated 1/23/2023 9:02:46 PM Revision 2

JOB DESCRIPTION

CCR Smith Plant
SDG NUMBER Downgradient

JOB NUMBER

400-225433-1

Eurofins Pensacola
3355 McLemore Drive
Pensacola FL 32514

See page two for job notes and contact information.

myEOL

Job Notes

The test results in this report meet all NELAP requirements for accredited parameters, unless otherwise noted, and relate only to the referenced samples. Pursuant to NELAP, this report may not be reproduced, except in full, without written approval from the laboratory. For questions please contact the Project Manager at the e-mail address listed on this page, or the telephone number at the bottom of the page. Eurofins TestAmerica Pensacola Certifications and Approvals: Alabama (40150), Arizona (AZ0710), Arkansas (88-0689), Florida (E81010), Illinois (200041), Iowa (367), Kansas (E-10253), Kentucky UST (53), Louisiana (30748), Maryland (233), Massachusetts (M-FL094), Michigan (9912), New Hampshire (250510), New Jersey (FL006), North Carolina (314), Oklahoma (9810), Pennsylvania (68-00467), Rhode Island (LAO00307), South Carolina (96026), Tennessee (TN02907), Texas (T104704286-10-2), Virginia (00008), Washington (C2043), West Virginia (136), USDA Foreign Soil Permit (P330-08-00006).

The test results in this report relate only to the samples as received by the laboratory and will meet all requirements of the methodology, with any exceptions noted. This report shall not be reproduced except in full, without the express written approval of the laboratory. All questions should be directed to the Eurofins Environment Testing Southeast, LLC Project Manager.

Authorization



Generated
1/23/2023 9:02:46 PM
Revision 2

Authorized for release by
Daniel Waite, Laboratory Technical Director
Daniel.Waite@et.eurofinsus.com
Designee for
Cheyenne Whitmire, Project Manager II
Cheyenne.Whitmire@et.eurofinsus.com
(850)471-6222

Table of Contents

Cover Page 1
Table of Contents 3
Case Narrative 4
Detection Summary 6
Method Summary 11
Sample Summary 12
Client Sample Results 13
Definitions 27
Chronicle 29
QC Association 35
QC Sample Results 41
Chain of Custody 55
Receipt Checklists 58
Certification Summary 59

Job ID: 400-225433-1

Laboratory: Eurofins Pensacola

Narrative

Job Narrative
400-225433-1

Comments
Due to supply chain issues, Fluoride had to be run by method 300 instead of 4500. This may cause a deviation from the historic results.

Receipt
The samples were received on 9/3/2022 10:30 AM. Unless otherwise noted below, the samples arrived in good condition, and where required, properly preserved and on ice. The temperatures of the 4 coolers at receipt time were 0.0º C, 0.0º C, 2.7º C an 4.4º C.

HPLC/IC
Method 300.0: The following samples were diluted due to the abundance of non-target analytes: MW-06 (400-225433-1), MW-0 (400-225433-2), MW-10R (400-225433-3), MW-13R (400-225433-4), MW-07 (400-225433-5), MW-11R (400-225433-6), MW-14 (400-225433-7) and DUP-02 (400-225433-8). Elevated reporting limits (RLs) are provided.

Method 300.0: The continuing calibration verification (CCV) associated with batch 400-591772 recovered above the upper contr limit for Fluoride. The samples associated with this CCV were non-detects for the affected analytes; therefore, the data have be reported.

Method 300.0: The laboratory control sample (LCS) and / or laboratory control sample duplicate (LCSD) for analytical batch 400-591772 recovered outside control limits for the following analytes: Fluoride. These analytes were biased high in the LCS ar were not detected in the associated samples; therefore, the data have been reported.

Metals
Method 6020: The ICV for batch 400-592624 passed recovery/accuracy criteria which serves the ICV purpose of verifying the calibration standards. The replicate RPDs for the elements were outside of the criteria for standards but within the criteria for field samples. Data has therefore been reported and narrated accordingly.

Method 6020: The samples are unable to be ran at a lower dilution due to high concentration of Boron. Therefore, all reportable analytes are able to be reported at a higher dilution: MW-06 (400-225433-1), MW-08R (400-225433-2), MW-10R (400-225433-3), MW-13R (400-225433-4), MW-07 (400-225433-5), MW-11R (400-225433-6), MW-14R (400-225433-7), DUP-02 (400-225433-8), EB-01 (400-225433-10), FB-02 (400-225433-11), EB-02 (400-225433-12), MW-09R (400-225433-13) and DUP-03 (400-225433-14). Elevated reporting limits (RLs) are provided.

Method 6020: The initial calibration verification (ICV) result for batch 400-592756 was outside of the control limit. Sample results have been reported as qualified data.

Method 6020: The initial calibration verification (ICV) result for batch 400-599960 was above the upper control limit for Antimony, Arsenic, Antimony, Beryllium, Cadmium, Chromium, Cobalt, Molybdenum and Selenium. Sample results were non-detects, and have been reported as qualified data.

Method 6020: The CRI associated with batch 400-599960 recovered above the upper control limit for Chromium. The samples associated with this CCV below the reporting limit for the affected analytes; therefore, the data have been reported.

Method 6020: The continuing calibration verification (CCV) associated with batch 400-592756 recovered above the upper control limit for Boron. The laboratory control spike associated with this CCV was within the acceptable limits for the affected analytes; therefore, the data have been reported.

At the request of the client, all 6020 analyses that are reported include results for every requested element. This includes some targets that failed to meet QC requirments of the method and would not typically be reported by the laboratory.

Job ID: 400-225433-1 (Continued)

Laboratory: Eurofins Pensacola (Continued)

General Chemistry

Method SM 2540C: The analysis volume selected for the following samples produced a base result greater than 200mg before calculation of the final result: DUP-03 (400-225433-14) and (400-225433-B-14 DU). Reanalysis could not be performed due to holding time exceedance, or due to the matrix, 5ml was used for the method. The sample aliquot was over the method accepted range. Using a smaller amount will prevent the ability to obtain a representative aliquot for the method. As such, 5ml is being reported or annotated. The reference method specifies that no more than 200mg of weight be recovered for a chosen sample analysis volume in order to produce the best data precision. As such, these data have been qualified.

Method SM 4500 Cl- E: The following samples were diluted to bring the concentration of target analytes within the calibration range: MW-06 (400-225433-1), MW-08R (400-225433-2), MW-10R (400-225433-3), MW-13R (400-225433-4), MW-07 (400-225433-5), MW-11R (400-225433-6), MW-14R (400-225433-7), DUP-02 (400-225433-8), MW-09R (400-225433-13) and DUP-03 (400-225433-14). Elevated reporting limits (RLs) are provided.

Method SM 4500 SO4 E: The following samples were diluted to bring the concentration of target analytes within the calibration range: MW-06 (400-225433-1), MW-08R (400-225433-2), MW-10R (400-225433-3), MW-13R (400-225433-4), MW-07 (400-225433-5), MW-11R (400-225433-6), MW-14R (400-225433-7), DUP-02 (400-225433-8), MW-09R (400-225433-13) and DUP-03 (400-225433-14). Elevated reporting limits (RLs) are provided.

Method SM 4500 SO4 E: The matrix spike / matrix spike duplicate (MS/MSD) recoveries for analytical batch 400-592115 were outside control limits. Sample matrix interference and/or non-homogeneity are suspected because the associated laboratory control sample (LCS) recovery was within acceptance limits.

No additional analytical or quality issues were noted, other than those described above or in the Definitions/Glossary page.

Revision

The report being provided is a revision of the original report sent on 10/18/2022. The report (revision 1) is being revised due to: Report revised to report the 5X dilutions. The report (revision 2) is being revised due to: Client wants additional qc reported.

Detection Summary

Client: Florida Power and Light
Project/Site: CCR Smith Plant

Job ID: 400-225433-1
SDG: Downgradient

Client Sample ID: MW-06 — Lab Sample ID: 400-225433-1

Analyte	Result	Qualifier	PQL	MDL	Unit	Dil Fac	D	Method	Prep Type
Barium	0.065		0.0025	0.00070	mg/L	5		6020	Total Recoverable
Beryllium	0.00098	I	0.0025	0.00092	mg/L	5		6020	Total Recoverable
Boron	7.6		1.0	0.024	mg/L	100		6020	Total Recoverable
Calcium	230		0.25	0.13	mg/L	5		6020	Total Recoverable
Chromium	0.0019	I	0.0025	0.0010	mg/L	5		6020	Total Recoverable
Lithium	0.017		0.0050	0.0049	mg/L	5		6020	Total Recoverable
Total Dissolved Solids	5200		50	50	mg/L	1		SM 2540C	Total/NA
Chloride	2300		100	70	mg/L	50		SM 4500 Cl- E	Total/NA
Sulfate	390		50	14	mg/L	10		SM 4500 SO4 E	Total/NA
Field pH	5.20				SU	1		Field Sampling	Total/NA

Client Sample ID: MW-08R — Lab Sample ID: 400-225433-2

Analyte	Result	Qualifier	PQL	MDL	Unit	Dil Fac	D	Method	Prep Type
Arsenic	0.0020		0.0013	0.0012	mg/L	5		6020	Total Recoverable
Barium	0.054		0.0025	0.00070	mg/L	5		6020	Total Recoverable
Boron	19		2.5	0.059	mg/L	250		6020	Total Recoverable
Calcium	460		0.25	0.13	mg/L	5		6020	Total Recoverable
Chromium	0.13		0.0025	0.0010	mg/L	5		6020	Total Recoverable
Cobalt	0.00070	I	0.0025	0.00056	mg/L	5		6020	Total Recoverable
Lithium	0.0054		0.0050	0.0049	mg/L	5		6020	Total Recoverable
Molybdenum	0.0052	I	0.015	0.0013	mg/L	5		6020	Total Recoverable
Selenium	0.0012	I	0.0013	0.00082	mg/L	5		6020	Total Recoverable
Total Dissolved Solids	5700		50	50	mg/L	1		SM 2540C	Total/NA
Chloride	2400		100	70	mg/L	50		SM 4500 Cl- E	Total/NA
Sulfate	910		130	35	mg/L	25		SM 4500 SO4 E	Total/NA
Field pH	6.12				SU	1		Field Sampling	Total/NA

Client Sample ID: MW-10R — Lab Sample ID: 400-225433-3

Analyte	Result	Qualifier	PQL	MDL	Unit	Dil Fac	D	Method	Prep Type
Barium	0.091		0.0025	0.00070	mg/L	5		6020	Total Recoverable
Boron	9.5		1.0	0.024	mg/L	100		6020	Total Recoverable
Calcium	620		0.25	0.13	mg/L	5		6020	Total Recoverable
Chromium	0.0022	I	0.0025	0.0010	mg/L	5		6020	Total Recoverable
Lithium	0.0064		0.0050	0.0049	mg/L	5		6020	Total Recoverable
Total Dissolved Solids	5800		50	50	mg/L	1		SM 2540C	Total/NA

This Detection Summary does not include radiochemical test results.

Client Sample ID: MW-10R (Continued) — Lab Sample ID: 400-225433-3

Analyte	Result	Qualifier	PQL	MDL	Unit	Dil Fac	D	Method	Prep Type
Chloride	2200		100	70	mg/L	50		SM 4500 Cl- E	Total/NA
Sulfate	900		130	35	mg/L	25		SM 4500 SO4 E	Total/NA
Field pH	6.49				SU	1		Field Sampling	Total/NA

Client Sample ID: MW-13R — Lab Sample ID: 400-225433-4

Analyte	Result	Qualifier	PQL	MDL	Unit	Dil Fac	D	Method	Prep Type
Arsenic	0.0051		0.0013	0.0012	mg/L	5		6020	Total Recoverable
Barium	0.053		0.0025	0.00070	mg/L	5		6020	Total Recoverable
Boron	15		2.5	0.059	mg/L	250		6020	Total Recoverable
Calcium	390		0.25	0.13	mg/L	5		6020	Total Recoverable
Chromium	0.45		0.0025	0.0010	mg/L	5		6020	Total Recoverable
Cobalt	0.0035		0.0025	0.00056	mg/L	5		6020	Total Recoverable
Lithium	0.0080		0.0050	0.0049	mg/L	5		6020	Total Recoverable
Molybdenum	0.0093	I	0.015	0.0013	mg/L	5		6020	Total Recoverable
Total Dissolved Solids	6000		50	50	mg/L	1		SM 2540C	Total/NA
Chloride	3000		100	70	mg/L	50		SM 4500 Cl- E	Total/NA
Sulfate	600		100	28	mg/L	20		SM 4500 SO4 E	Total/NA
Field pH	5.97				SU	1		Field Sampling	Total/NA

Client Sample ID: MW-07 — Lab Sample ID: 400-225433-5

Analyte	Result	Qualifier	PQL	MDL	Unit	Dil Fac	D	Method	Prep Type
Barium	0.12		0.0025	0.00070	mg/L	5		6020	Total Recoverable
Boron	3.0		0.50	0.012	mg/L	50		6020	Total Recoverable
Calcium	360		0.25	0.13	mg/L	5		6020	Total Recoverable
Chromium	0.0040		0.0025	0.0010	mg/L	5		6020	Total Recoverable
Molybdenum	0.0034	I	0.015	0.0013	mg/L	5		6020	Total Recoverable
Total Dissolved Solids	6100		50	50	mg/L	1		SM 2540C	Total/NA
Chloride	2600		100	70	mg/L	50		SM 4500 Cl- E	Total/NA
Sulfate	580		100	28	mg/L	20		SM 4500 SO4 E	Total/NA
Field pH	6.37				SU	1		Field Sampling	Total/NA

Client Sample ID: MW-11R — Lab Sample ID: 400-225433-6

Analyte	Result	Qualifier	PQL	MDL	Unit	Dil Fac	D	Method	Prep Type
Fluoride	0.43	I	1.0	0.14	mg/L	1		300.0	Total/NA
Arsenic	0.0029		0.0013	0.0012	mg/L	5		6020	Total Recoverable
Barium	0.40		0.0025	0.00070	mg/L	5		6020	Total Recoverable
Boron	3.3		0.50	0.012	mg/L	50		6020	Total Recoverable

This Detection Summary does not include radiochemical test results.

Client Sample ID: MW-11R (Continued) — Lab Sample ID: 400-225433-6

Analyte	Result	Qualifier	PQL	MDL	Unit	Dil Fac	D	Method	Prep Type
Calcium	160		0.25	0.13	mg/L	5		6020	Total Recoverable
Chromium	0.0063		0.0025	0.0010	mg/L	5		6020	Total Recoverable
Lithium	0.018		0.0050	0.0049	mg/L	5		6020	Total Recoverable
Molybdenum	0.0036	I	0.015	0.0013	mg/L	5		6020	Total Recoverable
Selenium	0.00089	I	0.0013	0.00082	mg/L	5		6020	Total Recoverable
Total Dissolved Solids	4600		50	50	mg/L	1		SM 2540C	Total/NA
Chloride	2400		100	70	mg/L	50		SM 4500 Cl- E	Total/NA
Sulfate	350		50	14	mg/L	10		SM 4500 SO4 E	Total/NA
Field pH	6.41				SU	1		Field Sampling	Total/NA

Client Sample ID: MW-14R — Lab Sample ID: 400-225433-7

Analyte	Result	Qualifier	PQL	MDL	Unit	Dil Fac	D	Method	Prep Type
Fluoride	0.33	I	1.0	0.14	mg/L	1		300.0	Total/NA
Barium	0.016		0.0025	0.00070	mg/L	5		6020	Total Recoverable
Boron	2.6		0.50	0.012	mg/L	50		6020	Total Recoverable
Calcium	54		0.25	0.13	mg/L	5		6020	Total Recoverable
Chromium	0.0024	I	0.0025	0.0010	mg/L	5		6020	Total Recoverable
Lithium	0.18		0.050	0.049	mg/L	50		6020	Total Recoverable
Molybdenum	0.0094	I	0.015	0.0013	mg/L	5		6020	Total Recoverable
Total Dissolved Solids	660		5.0	5.0	mg/L	1		SM 2540C	Total/NA
Chloride	130		20	14	mg/L	10		SM 4500 Cl- E	Total/NA
Sulfate	140		25	7.0	mg/L	5		SM 4500 SO4 E	Total/NA
Field pH	7.50				SU	1		Field Sampling	Total/NA

Client Sample ID: DUP-02 — Lab Sample ID: 400-225433-8

Analyte	Result	Qualifier	PQL	MDL	Unit	Dil Fac	D	Method	Prep Type
Barium	0.13		0.0025	0.00070	mg/L	5		6020	Total Recoverable
Boron	3.0		0.50	0.012	mg/L	50		6020	Total Recoverable
Calcium	350		0.25	0.13	mg/L	5		6020	Total Recoverable
Chromium	0.015		0.0025	0.0010	mg/L	5		6020	Total Recoverable
Molybdenum	0.0036	I	0.015	0.0013	mg/L	5		6020	Total Recoverable
Selenium	0.0013		0.0013	0.00082	mg/L	5		6020	Total Recoverable
Total Dissolved Solids	5600		50	50	mg/L	1		SM 2540C	Total/NA
Chloride	2600		100	70	mg/L	50		SM 4500 Cl- E	Total/NA
Sulfate	570		100	28	mg/L	20		SM 4500 SO4 E	Total/NA
Field pH	6.37				SU	1		Field Sampling	Total/NA

This Detection Summary does not include radiochemical test results.

Detection Summary

Client: Florida Power and Light
Project/Site: CCR Smith Plant

Job ID: 400-225433-1
SDG: Downgradient

Client Sample ID: FB-01 — Lab Sample ID: 400-225433-9

Analyte	Result	Qualifier	PQL	MDL	Unit	Dil Fac	D	Method	Prep Type
Boron	0.013	I	0.050	0.0012	mg/L	5		6020	Total Recoverable
Calcium	0.34		0.25	0.13	mg/L	5		6020	Total Recoverable
Chromium	0.0017	I	0.0025	0.0010	mg/L	5		6020	Total Recoverable
Selenium	0.0012	I	0.0013	0.00082	mg/L	5		6020	Total Recoverable

Client Sample ID: EB-01 — Lab Sample ID: 400-225433-10

Analyte	Result	Qualifier	PQL	MDL	Unit	Dil Fac	D	Method	Prep Type
Boron	0.010	I	0.050	0.0012	mg/L	5		6020	Total Recoverable
Calcium	0.13	I	0.25	0.13	mg/L	5		6020	Total Recoverable
Chromium	0.0020	I	0.0025	0.0010	mg/L	5		6020	Total Recoverable

Client Sample ID: FB-02 — Lab Sample ID: 400-225433-11

Analyte	Result	Qualifier	PQL	MDL	Unit	Dil Fac	D	Method	Prep Type
Boron	0.0095	I	0.050	0.0012	mg/L	5		6020	Total Recoverable
Chromium	0.0019	I	0.0025	0.0010	mg/L	5		6020	Total Recoverable
Chloride	20		2.0	1.4	mg/L	1		SM 4500 Cl- E	Total/NA

Client Sample ID: EB-02 — Lab Sample ID: 400-225433-12

Analyte	Result	Qualifier	PQL	MDL	Unit	Dil Fac	D	Method	Prep Type
Boron	0.0088	I	0.050	0.0012	mg/L	5		6020	Total Recoverable
Chromium	0.0017	I	0.0025	0.0010	mg/L	5		6020	Total Recoverable
Selenium	0.0010	I	0.0013	0.00082	mg/L	5		6020	Total Recoverable

Client Sample ID: MW-09R — Lab Sample ID: 400-225433-13

Analyte	Result	Qualifier	PQL	MDL	Unit	Dil Fac	D	Method	Prep Type
Arsenic	0.0049		0.0013	0.0012	mg/L	5		6020	Total Recoverable
Barium	0.085		0.0025	0.00070	mg/L	5		6020	Total Recoverable
Boron	10		2.5	0.059	mg/L	250		6020	Total Recoverable
Calcium	240		0.25	0.13	mg/L	5		6020	Total Recoverable
Chromium	0.0015	I	0.0025	0.0010	mg/L	5		6020	Total Recoverable
Lithium	0.0060		0.0050	0.0049	mg/L	5		6020	Total Recoverable
Molybdenum	0.0029	I	0.015	0.0013	mg/L	5		6020	Total Recoverable
Selenium	0.0022		0.0013	0.00082	mg/L	5		6020	Total Recoverable
Total Dissolved Solids	4200		50	50	mg/L	1		SM 2540C	Total/NA

This Detection Summary does not include radiochemical test results.

Client Sample ID: MW-09R (Continued) — Lab Sample ID: 400-225433-13

Analyte	Result	Qualifier	PQL	MDL	Unit	Dil Fac	D	Method	Prep Type
Chloride	1700		40	28	mg/L	20		SM 4500 Cl- E	Total/NA
Sulfate	620		130	35	mg/L	25		SM 4500 SO4 E	Total/NA
Field pH	6.96				SU	1		Field Sampling	Total/NA

Client Sample ID: DUP-03 — Lab Sample ID: 400-225433-14

Analyte	Result	Qualifier	PQL	MDL	Unit	Dil Fac	D	Method	Prep Type
Arsenic	0.0049		0.0013	0.0012	mg/L	5		6020	Total Recoverable
Barium	0.085		0.0025	0.00070	mg/L	5		6020	Total Recoverable
Boron	9.6		2.5	0.059	mg/L	250		6020	Total Recoverable
Calcium	240		0.25	0.13	mg/L	5		6020	Total Recoverable
Chromium	0.0016	I	0.0025	0.0010	mg/L	5		6020	Total Recoverable
Lithium	0.0073		0.0050	0.0049	mg/L	5		6020	Total Recoverable
Molybdenum	0.0030	I	0.015	0.0013	mg/L	5		6020	Total Recoverable
Total Dissolved Solids	43000	L	50	50	mg/L	1		SM 2540C	Total/NA
Chloride	1700		40	28	mg/L	20		SM 4500 Cl- E	Total/NA
Sulfate	600		130	35	mg/L	25		SM 4500 SO4 E	Total/NA
Field pH	6.96				SU	1		Field Sampling	Total/NA

This Detection Summary does not include radiochemical test results.

Method Summary

Client: Florida Power and Light
Project/Site: CCR Smith Plant

Job ID: 400-225433-1
SDG: Downgradient

Method	Method Description	Protocol	Laboratory
300.0	Anions, Ion Chromatography	MCAWW	EET PEN
6020	Metals (ICP/MS)	SW846	EET PEN
7470A	Mercury (CVAA)	SW846	EET PEN
SM 2540C	Solids, Total Dissolved (TDS)	SM	EET PEN
SM 4500 Cl- E	Chloride, Total	SM	EET PEN
SM 4500 SO4 E	Sulfate, Total	SM	EET PEN
Field Sampling	Field Sampling	EPA	EET PEN
3005A	Preparation, Total Recoverable or Dissolved Metals	SW846	EET PEN
7470A	Preparation, Mercury	SW846	EET PEN

Protocol References:

EPA = US Environmental Protection Agency

MCAWW = "Methods For Chemical Analysis Of Water And Wastes", EPA-600/4-79-020, March 1983 And Subsequent Revisions.

SM = "Standard Methods For The Examination Of Water And Wastewater"

SW846 = "Test Methods For Evaluating Solid Waste, Physical/Chemical Methods", Third Edition, November 1986 And Its Updates.

Laboratory References:

EET PEN = Eurofins Pensacola, 3355 McLemore Drive, Pensacola, FL 32514, TEL (850)474-1001

Sample Summary

Client: Florida Power and Light
Project/Site: CCR Smith Plant

Job ID: 400-225433-1
SDG: Downgradient

Lab Sample ID	Client Sample ID	Matrix	Collected	Received
400-225433-1	MW-06	Water	09/02/22 08:44	09/03/22 10:30
400-225433-2	MW-08R	Water	09/02/22 14:58	09/03/22 10:30
400-225433-3	MW-10R	Water	09/02/22 15:40	09/03/22 10:30
400-225433-4	MW-13R	Water	09/02/22 12:26	09/03/22 10:30
400-225433-5	MW-07	Water	09/02/22 10:45	09/03/22 10:30
400-225433-6	MW-11R	Water	09/02/22 12:45	09/03/22 10:30
400-225433-7	MW-14R	Water	09/02/22 11:27	09/03/22 10:30
400-225433-8	DUP-02	Water	09/02/22 09:45	09/03/22 10:30
400-225433-9	FB-01	Water	09/02/22 08:12	09/03/22 10:30
400-225433-10	EB-01	Water	09/02/22 09:11	09/03/22 10:30
400-225433-11	FB-02	Water	09/02/22 14:26	09/03/22 10:30
400-225433-12	EB-02	Water	09/02/22 13:56	09/03/22 10:30
400-225433-13	MW-09R	Water	09/06/22 10:59	09/07/22 10:23
400-225433-14	DUP-03	Water	09/06/22 09:59	09/07/22 10:23

Client: Florida Power and Light
Project/Site: CCR Smith Plant

Job ID: 400-225433-1
SDG: Downgradient

Client Sample ID: MW-06
Date Collected: 09/02/22 08:44
Date Received: 09/03/22 10:30

Lab Sample ID: 400-225433-1
Matrix: Water

Method: MCAWW 300.0 - Anions, Ion Chromatography

Analyte	Result	Qualifier	PQL	MDL	Unit	D	Prepared	Analyzed	Dil Fac
Fluoride	0.14	U	1.0	0.14	mg/L			09/07/22 11:52	1

Method: SW846 6020 - Metals (ICP/MS) - Total Recoverable

Analyte	Result	Qualifier	PQL	MDL	Unit	D	Prepared	Analyzed	Dil Fac
Antimony	0.0015	U	0.0025	0.0015	mg/L		09/08/22 11:41	09/15/22 14:13	5
Arsenic	0.0012	U	0.0013	0.0012	mg/L		09/08/22 11:41	09/15/22 14:13	5
Barium	**0.065**		0.0025	0.00070	mg/L		09/08/22 11:41	09/15/22 14:13	5
Beryllium	**0.00098**	**I**	0.0025	0.00092	mg/L		09/08/22 11:41	09/15/22 14:13	5
Boron	**7.6**		1.0	0.024	mg/L		09/08/22 11:41	09/15/22 21:17	100
Cadmium	0.00065	U	0.0025	0.00065	mg/L		09/08/22 11:41	09/15/22 14:13	5
Calcium	**230**		0.25	0.13	mg/L		09/08/22 11:41	09/15/22 14:13	5
Chromium	**0.0019**	**I**	0.0025	0.0010	mg/L		09/08/22 11:41	09/15/22 14:13	5
Cobalt	0.00056	U	0.0025	0.00056	mg/L		09/08/22 11:41	09/15/22 14:13	5
Lead	0.00081	U	0.0013	0.00081	mg/L		09/08/22 11:41	09/15/22 14:13	5
Lithium	**0.017**		0.0050	0.0049	mg/L		09/08/22 11:41	09/15/22 14:13	5
Molybdenum	0.0013	U	0.015	0.0013	mg/L		09/08/22 11:41	09/15/22 14:13	5
Selenium	0.00082	U	0.0013	0.00082	mg/L		09/08/22 11:41	09/15/22 14:13	5
Thallium	0.00046	U	0.00050	0.00046	mg/L		09/08/22 11:41	09/15/22 14:13	5

Method: SW846 7470A - Mercury (CVAA)

Analyte	Result	Qualifier	PQL	MDL	Unit	D	Prepared	Analyzed	Dil Fac
Mercury	0.00015	U	0.00020	0.00015	mg/L		09/19/22 08:00	09/21/22 11:48	1

General Chemistry

Analyte	Result	Qualifier	PQL	MDL	Unit	D	Prepared	Analyzed	Dil Fac
Total Dissolved Solids (SM 2540C)	**5200**		50	50	mg/L			09/06/22 13:47	1
Chloride (SM 4500 Cl- E)	**2300**		100	70	mg/L			09/10/22 23:25	50
Sulfate (SM 4500 SO4 E)	**390**		50	14	mg/L			09/11/22 19:58	10

Method: EPA Field Sampling - Field Sampling

Analyte	Result	Qualifier	PQL	MDL	Unit	D	Prepared	Analyzed	Dil Fac
Field pH	**5.20**				SU			09/02/22 08:44	1

Client Sample Results

Client: Florida Power and Light
Project/Site: CCR Smith Plant

Job ID: 400-225433-1
SDG: Downgradient

Client Sample ID: MW-08R

Date Collected: 09/02/22 14:58
Date Received: 09/03/22 10:30

Lab Sample ID: 400-225433-2

Matrix: Water

Method: MCAWW 300.0 - Anions, Ion Chromatography

Analyte	Result	Qualifier	PQL	MDL	Unit	D	Prepared	Analyzed	Dil Fac
Fluoride	0.14	U	1.0	0.14	mg/L			09/07/22 13:16	1

Method: SW846 6020 - Metals (ICP/MS) - Total Recoverable

Analyte	Result	Qualifier	PQL	MDL	Unit	D	Prepared	Analyzed	Dil Fac
Antimony	0.0015	U	0.0025	0.0015	mg/L		09/08/22 11:41	09/15/22 14:28	5
Arsenic	**0.0020**		0.0013	0.0012	mg/L		09/08/22 11:41	09/15/22 14:28	5
Barium	**0.054**		0.0025	0.00070	mg/L		09/08/22 11:41	09/15/22 14:28	5
Beryllium	0.00092	U	0.0025	0.00092	mg/L		09/08/22 11:41	09/15/22 14:28	5
Boron	**19**		2.5	0.059	mg/L		09/08/22 11:41	09/15/22 21:20	250
Cadmium	0.00065	U	0.0025	0.00065	mg/L		09/08/22 11:41	09/15/22 14:28	5
Calcium	**460**		0.25	0.13	mg/L		09/08/22 11:41	09/15/22 14:28	5
Chromium	**0.13**		0.0025	0.0010	mg/L		09/08/22 11:41	09/15/22 14:28	5
Cobalt	**0.00070**	**I**	0.0025	0.00056	mg/L		09/08/22 11:41	09/15/22 14:28	5
Lead	0.00081	U	0.0013	0.00081	mg/L		09/08/22 11:41	09/15/22 14:28	5
Lithium	**0.0054**		0.0050	0.0049	mg/L		09/08/22 11:41	09/15/22 14:28	5
Molybdenum	**0.0052**	**I**	0.015	0.0013	mg/L		09/08/22 11:41	09/15/22 14:28	5
Selenium	**0.0012**	**I**	0.0013	0.00082	mg/L		09/08/22 11:41	09/15/22 14:28	5
Thallium	0.00046	U	0.00050	0.00046	mg/L		09/08/22 11:41	09/15/22 14:28	5

Method: SW846 7470A - Mercury (CVAA)

Analyte	Result	Qualifier	PQL	MDL	Unit	D	Prepared	Analyzed	Dil Fac
Mercury	0.00015	U	0.00020	0.00015	mg/L		09/19/22 08:00	09/21/22 11:50	1

General Chemistry

Analyte	Result	Qualifier	PQL	MDL	Unit	D	Prepared	Analyzed	Dil Fac
Total Dissolved Solids (SM 2540C)	**5700**		50	50	mg/L			09/06/22 13:47	1
Chloride (SM 4500 Cl- E)	**2400**		100	70	mg/L			09/10/22 23:26	50
Sulfate (SM 4500 SO4 E)	**910**		130	35	mg/L			09/11/22 20:14	25

Method: EPA Field Sampling - Field Sampling

Analyte	Result	Qualifier	PQL	MDL	Unit	D	Prepared	Analyzed	Dil Fac
Field pH	**6.12**				SU			09/02/22 14:58	1

Client: Florida Power and Light
Project/Site: CCR Smith Plant

Job ID: 400-225433-1
SDG: Downgradient

Client Sample ID: MW-10R

Date Collected: 09/02/22 15:40
Date Received: 09/03/22 10:30

Lab Sample ID: 400-225433-3

Matrix: Water

Method: MCAWW 300.0 - Anions, Ion Chromatography

Analyte	Result	Qualifier	PQL	MDL	Unit	D	Prepared	Analyzed	Dil Fac
Fluoride	0.14	U	1.0	0.14	mg/L			09/07/22 13:37	1

Method: SW846 6020 - Metals (ICP/MS) - Total Recoverable

Analyte	Result	Qualifier	PQL	MDL	Unit	D	Prepared	Analyzed	Dil Fac
Antimony	0.0015	U	0.0025	0.0015	mg/L		09/08/22 11:41	09/15/22 14:31	5
Arsenic	0.0012	U	0.0013	0.0012	mg/L		09/08/22 11:41	09/15/22 14:31	5
Barium	**0.091**		0.0025	0.00070	mg/L		09/08/22 11:41	09/15/22 14:31	5
Beryllium	0.00092	U	0.0025	0.00092	mg/L		09/08/22 11:41	09/15/22 14:31	5
Boron	**9.5**		1.0	0.024	mg/L		09/08/22 11:41	09/15/22 21:42	100
Cadmium	0.00065	U	0.0025	0.00065	mg/L		09/08/22 11:41	09/15/22 14:31	5
Calcium	**620**		0.25	0.13	mg/L		09/08/22 11:41	09/15/22 14:31	5
Chromium	**0.0022**	**I**	0.0025	0.0010	mg/L		09/08/22 11:41	09/15/22 14:31	5
Cobalt	0.00056	U	0.0025	0.00056	mg/L		09/08/22 11:41	09/15/22 14:31	5
Lead	0.00081	U	0.0013	0.00081	mg/L		09/08/22 11:41	09/15/22 14:31	5
Lithium	**0.0064**		0.0050	0.0049	mg/L		09/08/22 11:41	09/15/22 14:31	5
Molybdenum	0.0013	U	0.015	0.0013	mg/L		09/08/22 11:41	09/15/22 14:31	5
Selenium	0.00082	U	0.0013	0.00082	mg/L		09/08/22 11:41	09/15/22 14:31	5
Thallium	0.00046	U	0.00050	0.00046	mg/L		09/08/22 11:41	09/15/22 14:31	5

Method: SW846 7470A - Mercury (CVAA)

Analyte	Result	Qualifier	PQL	MDL	Unit	D	Prepared	Analyzed	Dil Fac
Mercury	0.00015	U	0.00020	0.00015	mg/L		09/19/22 08:00	09/21/22 11:58	1

General Chemistry

Analyte	Result	Qualifier	PQL	MDL	Unit	D	Prepared	Analyzed	Dil Fac
Total Dissolved Solids (SM 2540C)	**5800**		50	50	mg/L			09/06/22 13:47	1
Chloride (SM 4500 Cl- E)	**2200**		100	70	mg/L			09/10/22 23:27	50
Sulfate (SM 4500 SO4 E)	**900**		130	35	mg/L			09/11/22 20:15	25

Method: EPA Field Sampling - Field Sampling

Analyte	Result	Qualifier	PQL	MDL	Unit	D	Prepared	Analyzed	Dil Fac
Field pH	**6.49**				SU			09/02/22 15:40	1

Client Sample Results

Client: Florida Power and Light
Project/Site: CCR Smith Plant

Job ID: 400-225433-1
SDG: Downgradient

Client Sample ID: MW-13R

Date Collected: 09/02/22 12:26
Date Received: 09/03/22 10:30

Lab Sample ID: 400-225433-4

Matrix: Water

Method: MCAWW 300.0 - Anions, Ion Chromatography

Analyte	Result	Qualifier	PQL	MDL	Unit	D	Prepared	Analyzed	Dil Fac
Fluoride	0.14	U	1.0	0.14	mg/L			09/07/22 13:57	1

Method: SW846 6020 - Metals (ICP/MS) - Total Recoverable

Analyte	Result	Qualifier	PQL	MDL	Unit	D	Prepared	Analyzed	Dil Fac
Antimony	0.0015	U	0.0025	0.0015	mg/L		09/08/22 11:41	09/15/22 14:34	5
Arsenic	**0.0051**		0.0013	0.0012	mg/L		09/08/22 11:41	09/15/22 14:34	5
Barium	**0.053**		0.0025	0.00070	mg/L		09/08/22 11:41	09/15/22 14:34	5
Beryllium	0.00092	U	0.0025	0.00092	mg/L		09/08/22 11:41	09/15/22 14:34	5
Boron	**15**		2.5	0.059	mg/L		09/08/22 11:41	09/15/22 21:45	250
Cadmium	0.00065	U	0.0025	0.00065	mg/L		09/08/22 11:41	09/15/22 14:34	5
Calcium	**390**		0.25	0.13	mg/L		09/08/22 11:41	09/15/22 14:34	5
Chromium	**0.45**		0.0025	0.0010	mg/L		09/08/22 11:41	09/15/22 14:34	5
Cobalt	**0.0035**		0.0025	0.00056	mg/L		09/08/22 11:41	09/15/22 14:34	5
Lead	0.00081	U	0.0013	0.00081	mg/L		09/08/22 11:41	09/15/22 14:34	5
Lithium	**0.0080**		0.0050	0.0049	mg/L		09/08/22 11:41	09/15/22 14:34	5
Molybdenum	**0.0093**	**I**	0.015	0.0013	mg/L		09/08/22 11:41	09/15/22 14:34	5
Selenium	0.00082	U	0.0013	0.00082	mg/L		09/08/22 11:41	09/15/22 14:34	5
Thallium	0.00046	U	0.00050	0.00046	mg/L		09/08/22 11:41	09/15/22 14:34	5

Method: SW846 7470A - Mercury (CVAA)

Analyte	Result	Qualifier	PQL	MDL	Unit	D	Prepared	Analyzed	Dil Fac
Mercury	0.00015	U	0.00020	0.00015	mg/L		09/19/22 08:00	09/21/22 12:01	1

General Chemistry

Analyte	Result	Qualifier	PQL	MDL	Unit	D	Prepared	Analyzed	Dil Fac
Total Dissolved Solids (SM 2540C)	**6000**		50	50	mg/L			09/06/22 13:47	1
Chloride (SM 4500 Cl- E)	**3000**		100	70	mg/L			09/10/22 23:27	50
Sulfate (SM 4500 SO4 E)	**600**		100	28	mg/L			09/11/22 19:59	20

Method: EPA Field Sampling - Field Sampling

Analyte	Result	Qualifier	PQL	MDL	Unit	D	Prepared	Analyzed	Dil Fac
Field pH	**5.97**				SU			09/02/22 12:26	1

Client: Florida Power and Light
Project/Site: CCR Smith Plant

Job ID: 400-225433-1
SDG: Downgradient

Client Sample ID: MW-07
Date Collected: 09/02/22 10:45
Date Received: 09/03/22 10:30

Lab Sample ID: 400-225433-5
Matrix: Water

Method: MCAWW 300.0 - Anions, Ion Chromatography

Analyte	Result	Qualifier	PQL	MDL	Unit	D	Prepared	Analyzed	Dil Fac
Fluoride	0.14	U	1.0	0.14	mg/L			09/07/22 15:00	1

Method: SW846 6020 - Metals (ICP/MS) - Total Recoverable

Analyte	Result	Qualifier	PQL	MDL	Unit	D	Prepared	Analyzed	Dil Fac
Antimony	0.0015	U	0.0025	0.0015	mg/L		09/08/22 11:41	09/15/22 14:56	5
Arsenic	0.0012	U	0.0013	0.0012	mg/L		09/08/22 11:41	09/15/22 14:56	5
Barium	**0.12**		0.0025	0.00070	mg/L		09/08/22 11:41	09/15/22 14:56	5
Beryllium	0.00092	U	0.0025	0.00092	mg/L		09/08/22 11:41	09/15/22 14:56	5
Boron	**3.0**		0.50	0.012	mg/L		09/08/22 11:41	09/15/22 21:48	50
Cadmium	0.00065	U	0.0025	0.00065	mg/L		09/08/22 11:41	09/15/22 14:56	5
Calcium	**360**		0.25	0.13	mg/L		09/08/22 11:41	09/15/22 14:56	5
Chromium	**0.0040**		0.0025	0.0010	mg/L		09/08/22 11:41	09/15/22 14:56	5
Cobalt	0.00056	U	0.0025	0.00056	mg/L		09/08/22 11:41	09/15/22 14:56	5
Lead	0.00081	U	0.0013	0.00081	mg/L		09/08/22 11:41	09/15/22 14:56	5
Lithium	0.0049	U	0.0050	0.0049	mg/L		09/08/22 11:41	09/15/22 14:56	5
Molybdenum	**0.0034**	**I**	0.015	0.0013	mg/L		09/08/22 11:41	09/15/22 14:56	5
Selenium	0.00082	U	0.0013	0.00082	mg/L		09/08/22 11:41	09/15/22 14:56	5
Thallium	0.00046	U	0.00050	0.00046	mg/L		09/08/22 11:41	09/15/22 14:56	5

Method: SW846 7470A - Mercury (CVAA)

Analyte	Result	Qualifier	PQL	MDL	Unit	D	Prepared	Analyzed	Dil Fac
Mercury	0.00015	U	0.00020	0.00015	mg/L		09/19/22 08:00	09/21/22 12:03	1

General Chemistry

Analyte	Result	Qualifier	PQL	MDL	Unit	D	Prepared	Analyzed	Dil Fac
Total Dissolved Solids (SM 2540C)	**6100**		50	50	mg/L			09/06/22 13:47	1
Chloride (SM 4500 Cl- E)	**2600**		100	70	mg/L			09/10/22 23:28	50
Sulfate (SM 4500 SO4 E)	**580**		100	28	mg/L			09/11/22 20:01	20

Method: EPA Field Sampling - Field Sampling

Analyte	Result	Qualifier	PQL	MDL	Unit	D	Prepared	Analyzed	Dil Fac
Field pH	**6.37**				SU			09/02/22 10:45	1

Client Sample Results

Client: Florida Power and Light
Project/Site: CCR Smith Plant

Job ID: 400-225433-1
SDG: Downgradient

Client Sample ID: MW-11R

Date Collected: 09/02/22 12:45
Date Received: 09/03/22 10:30

Lab Sample ID: 400-225433-6

Matrix: Water

Method: MCAWW 300.0 - Anions, Ion Chromatography

Analyte	Result	Qualifier	PQL	MDL	Unit	D	Prepared	Analyzed	Dil Fac
Fluoride	**0.43**	**I**	1.0	0.14	mg/L			09/07/22 15:21	1

Method: SW846 6020 - Metals (ICP/MS) - Total Recoverable

Analyte	Result	Qualifier	PQL	MDL	Unit	D	Prepared	Analyzed	Dil Fac
Antimony	0.0015	U	0.0025	0.0015	mg/L		09/08/22 11:41	09/15/22 14:59	5
Arsenic	**0.0029**		0.0013	0.0012	mg/L		09/08/22 11:41	09/15/22 14:59	5
Barium	**0.40**		0.0025	0.00070	mg/L		09/08/22 11:41	09/15/22 14:59	5
Beryllium	0.00092	U	0.0025	0.00092	mg/L		09/08/22 11:41	09/15/22 14:59	5
Boron	**3.3**		0.50	0.012	mg/L		09/08/22 11:41	09/15/22 21:51	50
Cadmium	0.00065	U	0.0025	0.00065	mg/L		09/08/22 11:41	09/15/22 14:59	5
Calcium	**160**		0.25	0.13	mg/L		09/08/22 11:41	09/15/22 14:59	5
Chromium	**0.0063**		0.0025	0.0010	mg/L		09/08/22 11:41	09/15/22 14:59	5
Cobalt	0.00056	U	0.0025	0.00056	mg/L		09/08/22 11:41	09/15/22 14:59	5
Lead	0.00081	U	0.0013	0.00081	mg/L		09/08/22 11:41	09/15/22 14:59	5
Lithium	**0.018**		0.0050	0.0049	mg/L		09/08/22 11:41	09/15/22 14:59	5
Molybdenum	**0.0036**	**I**	0.015	0.0013	mg/L		09/08/22 11:41	09/15/22 14:59	5
Selenium	**0.00089**	**I**	0.0013	0.00082	mg/L		09/08/22 11:41	09/15/22 14:59	5
Thallium	0.00046	U	0.00050	0.00046	mg/L		09/08/22 11:41	09/15/22 14:59	5

Method: SW846 7470A - Mercury (CVAA)

Analyte	Result	Qualifier	PQL	MDL	Unit	D	Prepared	Analyzed	Dil Fac
Mercury	0.00015	U	0.00020	0.00015	mg/L		09/19/22 08:00	09/21/22 12:26	1

General Chemistry

Analyte	Result	Qualifier	PQL	MDL	Unit	D	Prepared	Analyzed	Dil Fac
Total Dissolved Solids (SM 2540C)	**4600**		50	50	mg/L			09/06/22 13:47	1
Chloride (SM 4500 Cl- E)	**2400**		100	70	mg/L			09/10/22 23:28	50
Sulfate (SM 4500 SO4 E)	**350**		50	14	mg/L			09/11/22 20:01	10

Method: EPA Field Sampling - Field Sampling

Analyte	Result	Qualifier	PQL	MDL	Unit	D	Prepared	Analyzed	Dil Fac
Field pH	**6.41**				SU			09/02/22 12:45	1

Client: Florida Power and Light
Project/Site: CCR Smith Plant

Job ID: 400-225433-1
SDG: Downgradient

Client Sample ID: MW-14R

Date Collected: 09/02/22 11:27
Date Received: 09/03/22 10:30

Lab Sample ID: 400-225433-7

Matrix: Water

Method: MCAWW 300.0 - Anions, Ion Chromatography

Analyte	Result	Qualifier	PQL	MDL	Unit	D	Prepared	Analyzed	Dil Fac
Fluoride	**0.33**	**I**	1.0	0.14	mg/L			09/07/22 15:42	1

Method: SW846 6020 - Metals (ICP/MS) - Total Recoverable

Analyte	Result	Qualifier	PQL	MDL	Unit	D	Prepared	Analyzed	Dil Fac
Antimony	0.0015	U	0.0025	0.0015	mg/L		09/08/22 11:41	09/15/22 15:02	5
Arsenic	0.0012	U	0.0013	0.0012	mg/L		09/08/22 11:41	09/15/22 15:02	5
Barium	**0.016**		0.0025	0.00070	mg/L		09/08/22 11:41	09/15/22 15:02	5
Beryllium	0.00092	U	0.0025	0.00092	mg/L		09/08/22 11:41	09/15/22 15:02	5
Boron	**2.6**		0.50	0.012	mg/L		09/08/22 11:41	09/15/22 21:54	50
Cadmium	0.00065	U	0.0025	0.00065	mg/L		09/08/22 11:41	09/15/22 15:02	5
Calcium	**54**		0.25	0.13	mg/L		09/08/22 11:41	09/15/22 15:02	5
Chromium	**0.0024**	**I**	0.0025	0.0010	mg/L		09/08/22 11:41	09/15/22 15:02	5
Cobalt	0.00056	U	0.0025	0.00056	mg/L		09/08/22 11:41	09/15/22 15:02	5
Lead	0.00081	U	0.0013	0.00081	mg/L		09/08/22 11:41	09/15/22 15:02	5
Lithium	**0.18**		0.050	0.049	mg/L		09/08/22 11:41	09/17/22 00:03	50
Molybdenum	**0.0094**	**I**	0.015	0.0013	mg/L		09/08/22 11:41	09/15/22 15:02	5
Selenium	0.00082	U	0.0013	0.00082	mg/L		09/08/22 11:41	09/15/22 15:02	5
Thallium	0.00046	U	0.00050	0.00046	mg/L		09/08/22 11:41	09/15/22 15:02	5

Method: SW846 7470A - Mercury (CVAA)

Analyte	Result	Qualifier	PQL	MDL	Unit	D	Prepared	Analyzed	Dil Fac
Mercury	0.00015	U	0.00020	0.00015	mg/L		09/19/22 08:00	09/21/22 12:28	1

General Chemistry

Analyte	Result	Qualifier	PQL	MDL	Unit	D	Prepared	Analyzed	Dil Fac
Total Dissolved Solids (SM 2540C)	**660**		5.0	5.0	mg/L			09/06/22 14:01	1
Chloride (SM 4500 Cl- E)	**130**		20	14	mg/L			09/10/22 23:29	10
Sulfate (SM 4500 SO4 E)	**140**		25	7.0	mg/L			09/11/22 20:02	5

Method: EPA Field Sampling - Field Sampling

Analyte	Result	Qualifier	PQL	MDL	Unit	D	Prepared	Analyzed	Dil Fac
Field pH	**7.50**				SU			09/02/22 11:27	1

Client: Florida Power and Light
Project/Site: CCR Smith Plant

Job ID: 400-225433-1
SDG: Downgradient

Client Sample ID: DUP-02
Date Collected: 09/02/22 09:45
Date Received: 09/03/22 10:30

Lab Sample ID: 400-225433-8
Matrix: Water

Method: MCAWW 300.0 - Anions, Ion Chromatography

Analyte	Result	Qualifier	PQL	MDL	Unit	D	Prepared	Analyzed	Dil Fac
Fluoride	0.14	U	1.0	0.14	mg/L			09/07/22 16:02	1

Method: SW846 6020 - Metals (ICP/MS) - Total Recoverable

Analyte	Result	Qualifier	PQL	MDL	Unit	D	Prepared	Analyzed	Dil Fac
Antimony	0.0015	U	0.0025	0.0015	mg/L		09/08/22 11:41	09/15/22 15:05	5
Arsenic	0.0012	U	0.0013	0.0012	mg/L		09/08/22 11:41	09/15/22 15:05	5
Barium	**0.13**		0.0025	0.00070	mg/L		09/08/22 11:41	09/15/22 15:05	5
Beryllium	0.00092	U	0.0025	0.00092	mg/L		09/08/22 11:41	09/15/22 15:05	5
Boron	**3.0**		0.50	0.012	mg/L		09/08/22 11:41	09/15/22 21:57	50
Cadmium	0.00065	U	0.0025	0.00065	mg/L		09/08/22 11:41	09/15/22 15:05	5
Calcium	**350**		0.25	0.13	mg/L		09/08/22 11:41	09/15/22 15:05	5
Chromium	**0.015**		0.0025	0.0010	mg/L		09/08/22 11:41	09/15/22 15:05	5
Cobalt	0.00056	U	0.0025	0.00056	mg/L		09/08/22 11:41	09/15/22 15:05	5
Lead	0.00081	U	0.0013	0.00081	mg/L		09/08/22 11:41	09/15/22 15:05	5
Lithium	0.0049	U	0.0050	0.0049	mg/L		09/08/22 11:41	09/15/22 15:05	5
Molybdenum	**0.0036**	**I**	0.015	0.0013	mg/L		09/08/22 11:41	09/15/22 15:05	5
Selenium	**0.0013**		0.0013	0.00082	mg/L		09/08/22 11:41	09/15/22 15:05	5
Thallium	0.00046	U	0.00050	0.00046	mg/L		09/08/22 11:41	09/15/22 15:05	5

Method: SW846 7470A - Mercury (CVAA)

Analyte	Result	Qualifier	PQL	MDL	Unit	D	Prepared	Analyzed	Dil Fac
Mercury	0.00015	U	0.00020	0.00015	mg/L		09/19/22 08:00	09/21/22 12:30	1

General Chemistry

Analyte	Result	Qualifier	PQL	MDL	Unit	D	Prepared	Analyzed	Dil Fac
Total Dissolved Solids (SM 2540C)	**5600**		50	50	mg/L			09/06/22 14:01	1
Chloride (SM 4500 Cl- E)	**2600**		100	70	mg/L			09/10/22 23:29	50
Sulfate (SM 4500 SO4 E)	**570**		100	28	mg/L			09/11/22 20:02	20

Method: EPA Field Sampling - Field Sampling

Analyte	Result	Qualifier	PQL	MDL	Unit	D	Prepared	Analyzed	Dil Fac
Field pH	**6.37**				SU			09/02/22 09:45	1

Client: Florida Power and Light
Project/Site: CCR Smith Plant

Job ID: 400-225433-1
SDG: Downgradient

Client Sample ID: FB-01

Date Collected: 09/02/22 08:12
Date Received: 09/03/22 10:30

Lab Sample ID: 400-225433-9

Matrix: Water

Method: MCAWW 300.0 - Anions, Ion Chromatography

Analyte	Result	Qualifier	PQL	MDL	Unit	D	Prepared	Analyzed	Dil Fac
Fluoride	0.14	U	1.0	0.14	mg/L			09/06/22 21:42	1

Method: SW846 6020 - Metals (ICP/MS) - Total Recoverable

Analyte	Result	Qualifier	PQL	MDL	Unit	D	Prepared	Analyzed	Dil Fac
Antimony	0.0015	U	0.0025	0.0015	mg/L		09/08/22 11:41	09/15/22 15:08	5
Arsenic	0.0012	U	0.0013	0.0012	mg/L		09/08/22 11:41	09/15/22 15:08	5
Barium	0.00070	U	0.0025	0.00070	mg/L		09/08/22 11:41	09/15/22 15:08	5
Beryllium	0.00092	U	0.0025	0.00092	mg/L		09/08/22 11:41	09/15/22 15:08	5
Boron	**0.013**	**I**	0.050	0.0012	mg/L		09/08/22 11:41	09/26/22 18:00	5
Cadmium	0.00065	U	0.0025	0.00065	mg/L		09/08/22 11:41	09/15/22 15:08	5
Calcium	**0.34**		0.25	0.13	mg/L		09/08/22 11:41	09/15/22 15:08	5
Chromium	**0.0017**	**I**	0.0025	0.0010	mg/L		09/08/22 11:41	09/15/22 15:08	5
Cobalt	0.00056	U	0.0025	0.00056	mg/L		09/08/22 11:41	09/15/22 15:08	5
Lead	0.00081	U	0.0013	0.00081	mg/L		09/08/22 11:41	09/15/22 15:08	5
Lithium	0.0049	U	0.0050	0.0049	mg/L		09/08/22 11:41	09/23/22 17:25	5
Molybdenum	0.0013	U	0.015	0.0013	mg/L		09/08/22 11:41	09/15/22 15:08	5
Selenium	**0.0012**	**I**	0.0013	0.00082	mg/L		09/08/22 11:41	09/15/22 15:08	5
Thallium	0.00046	U	0.00050	0.00046	mg/L		09/08/22 11:41	09/15/22 15:08	5

Method: SW846 7470A - Mercury (CVAA)

Analyte	Result	Qualifier	PQL	MDL	Unit	D	Prepared	Analyzed	Dil Fac
Mercury	0.00015	U	0.00020	0.00015	mg/L		09/19/22 08:00	09/21/22 12:32	1

General Chemistry

Analyte	Result	Qualifier	PQL	MDL	Unit	D	Prepared	Analyzed	Dil Fac
Total Dissolved Solids (SM 2540C)	5.0	U	5.0	5.0	mg/L			09/06/22 14:01	1
Chloride (SM 4500 Cl- E)	1.4	U	2.0	1.4	mg/L			09/10/22 23:29	1
Sulfate (SM 4500 SO4 E)	1.4	U	5.0	1.4	mg/L			09/11/22 20:03	1

Client Sample Results

Client: Florida Power and Light
Project/Site: CCR Smith Plant

Job ID: 400-225433-1
SDG: Downgradient

Client Sample ID: EB-01
Date Collected: 09/02/22 09:11
Date Received: 09/03/22 10:30

Lab Sample ID: 400-225433-10
Matrix: Water

Method: MCAWW 300.0 - Anions, Ion Chromatography

Analyte	Result	Qualifier	PQL	MDL	Unit	D	Prepared	Analyzed	Dil Fac
Fluoride	0.14	U	1.0	0.14	mg/L			09/06/22 22:03	1

Method: SW846 6020 - Metals (ICP/MS) - Total Recoverable

Analyte	Result	Qualifier	PQL	MDL	Unit	D	Prepared	Analyzed	Dil Fac
Antimony	0.0015	U	0.0025	0.0015	mg/L		09/07/22 15:11	11/09/22 10:49	5
Arsenic	0.0012	U	0.0013	0.0012	mg/L		09/07/22 15:11	11/09/22 10:49	5
Barium	0.00070	U	0.0025	0.00070	mg/L		09/07/22 15:11	11/09/22 10:49	5
Beryllium	0.00092	U	0.0025	0.00092	mg/L		09/07/22 15:11	11/09/22 10:49	5
Boron	**0.010**	**I**	0.050	0.0012	mg/L		09/07/22 15:11	11/09/22 10:49	5
Cadmium	0.00065	U	0.0025	0.00065	mg/L		09/07/22 15:11	11/09/22 10:49	5
Calcium	**0.13**	**I**	0.25	0.13	mg/L		09/07/22 15:11	11/09/22 10:49	5
Chromium	**0.0020**	**I**	0.0025	0.0010	mg/L		09/07/22 15:11	11/09/22 10:49	5
Cobalt	0.00056	U	0.0025	0.00056	mg/L		09/07/22 15:11	11/09/22 10:49	5
Lead	0.00081	U	0.0013	0.00081	mg/L		09/07/22 15:11	11/09/22 10:49	5
Lithium	0.0049	U	0.0050	0.0049	mg/L		09/07/22 15:11	11/09/22 10:49	5
Molybdenum	0.0013	U	0.015	0.0013	mg/L		09/07/22 15:11	11/09/22 10:49	5
Selenium	0.016	U	0.025	0.016	mg/L		09/07/22 15:11	09/15/22 17:10	100
Thallium	0.00046	U	0.00050	0.00046	mg/L		09/07/22 15:11	11/09/22 10:49	5

Method: SW846 7470A - Mercury (CVAA)

Analyte	Result	Qualifier	PQL	MDL	Unit	D	Prepared	Analyzed	Dil Fac
Mercury	0.00015	U	0.00020	0.00015	mg/L		09/19/22 08:00	09/21/22 12:33	1

General Chemistry

Analyte	Result	Qualifier	PQL	MDL	Unit	D	Prepared	Analyzed	Dil Fac
Total Dissolved Solids (SM 2540C)	5.0	U	5.0	5.0	mg/L			09/06/22 14:01	1
Chloride (SM 4500 Cl- E)	1.4	U	2.0	1.4	mg/L			09/10/22 23:30	1
Sulfate (SM 4500 SO4 E)	1.4	U	5.0	1.4	mg/L			09/11/22 20:03	1

Client: Florida Power and Light
Project/Site: CCR Smith Plant

Job ID: 400-225433-1
SDG: Downgradient

Client Sample ID: FB-02
Date Collected: 09/02/22 14:26
Date Received: 09/03/22 10:30

Lab Sample ID: 400-225433-11
Matrix: Water

Method: MCAWW 300.0 - Anions, Ion Chromatography

Analyte	Result	Qualifier	PQL	MDL	Unit	D	Prepared	Analyzed	Dil Fac
Fluoride	0.14	U	1.0	0.14	mg/L			09/06/22 22:24	1

Method: SW846 6020 - Metals (ICP/MS) - Total Recoverable

Analyte	Result	Qualifier	PQL	MDL	Unit	D	Prepared	Analyzed	Dil Fac
Antimony	0.0015	U	0.0025	0.0015	mg/L		09/07/22 15:11	11/09/22 10:52	5
Arsenic	0.0012	U	0.0013	0.0012	mg/L		09/07/22 15:11	11/09/22 10:52	5
Barium	0.00070	U	0.0025	0.00070	mg/L		09/07/22 15:11	11/09/22 10:52	5
Beryllium	0.00092	U	0.0025	0.00092	mg/L		09/07/22 15:11	11/09/22 10:52	5
Boron	**0.0095**	**I**	0.050	0.0012	mg/L		09/07/22 15:11	11/09/22 10:52	5
Cadmium	0.00065	U	0.0025	0.00065	mg/L		09/07/22 15:11	11/09/22 10:52	5
Calcium	0.13	U	0.25	0.13	mg/L		09/07/22 15:11	11/09/22 10:52	5
Chromium	**0.0019**	**I**	0.0025	0.0010	mg/L		09/07/22 15:11	11/09/22 10:52	5
Cobalt	0.00056	U	0.0025	0.00056	mg/L		09/07/22 15:11	11/09/22 10:52	5
Lead	0.00081	U	0.0013	0.00081	mg/L		09/07/22 15:11	11/09/22 10:52	5
Lithium	0.0049	U	0.0050	0.0049	mg/L		09/07/22 15:11	11/09/22 10:52	5
Molybdenum	0.0013	U	0.015	0.0013	mg/L		09/07/22 15:11	11/09/22 10:52	5
Selenium	0.00082	U	0.0013	0.00082	mg/L		09/07/22 15:11	11/09/22 10:52	5
Thallium	0.00046	U	0.00050	0.00046	mg/L		09/07/22 15:11	11/09/22 10:52	5

Method: SW846 7470A - Mercury (CVAA)

Analyte	Result	Qualifier	PQL	MDL	Unit	D	Prepared	Analyzed	Dil Fac
Mercury	0.00015	U	0.00020	0.00015	mg/L		09/19/22 08:00	09/21/22 12:35	1

General Chemistry

Analyte	Result	Qualifier	PQL	MDL	Unit	D	Prepared	Analyzed	Dil Fac
Total Dissolved Solids (SM 2540C)	5.0	U	5.0	5.0	mg/L			09/06/22 14:01	1
Chloride (SM 4500 Cl- E)	**20**		2.0	1.4	mg/L			09/10/22 23:30	1
Sulfate (SM 4500 SO4 E)	1.4	U	5.0	1.4	mg/L			09/11/22 20:04	1

Client: Florida Power and Light
Project/Site: CCR Smith Plant

Job ID: 400-225433-1
SDG: Downgradient

Client Sample ID: EB-02
Date Collected: 09/02/22 13:56
Date Received: 09/03/22 10:30

Lab Sample ID: 400-225433-12
Matrix: Water

Method: MCAWW 300.0 - Anions, Ion Chromatography

Analyte	Result	Qualifier	PQL	MDL	Unit	D	Prepared	Analyzed	Dil Fac
Fluoride	0.14	U	1.0	0.14	mg/L			09/06/22 23:06	1

Method: SW846 6020 - Metals (ICP/MS) - Total Recoverable

Analyte	Result	Qualifier	PQL	MDL	Unit	D	Prepared	Analyzed	Dil Fac
Antimony	0.0015	U	0.0025	0.0015	mg/L		09/07/22 15:11	11/09/22 10:55	5
Arsenic	0.0012	U	0.0013	0.0012	mg/L		09/07/22 15:11	11/09/22 10:55	5
Barium	0.00070	U	0.0025	0.00070	mg/L		09/07/22 15:11	11/09/22 10:55	5
Beryllium	0.00092	U	0.0025	0.00092	mg/L		09/07/22 15:11	11/09/22 10:55	5
Boron	**0.0088**	**I**	0.050	0.0012	mg/L		09/07/22 15:11	11/09/22 10:55	5
Cadmium	0.00065	U	0.0025	0.00065	mg/L		09/07/22 15:11	11/09/22 10:55	5
Calcium	0.13	U	0.25	0.13	mg/L		09/07/22 15:11	11/09/22 10:55	5
Chromium	**0.0017**	**I**	0.0025	0.0010	mg/L		09/07/22 15:11	11/09/22 10:55	5
Cobalt	0.00056	U	0.0025	0.00056	mg/L		09/07/22 15:11	11/09/22 10:55	5
Lead	0.00081	U	0.0013	0.00081	mg/L		09/07/22 15:11	11/09/22 10:55	5
Lithium	0.0049	U	0.0050	0.0049	mg/L		09/07/22 15:11	11/09/22 10:55	5
Molybdenum	0.0013	U	0.015	0.0013	mg/L		09/07/22 15:11	11/09/22 10:55	5
Selenium	**0.0010**	**I**	0.0013	0.00082	mg/L		09/07/22 15:11	11/09/22 10:55	5
Thallium	0.00046	U	0.00050	0.00046	mg/L		09/07/22 15:11	11/09/22 10:55	5

Method: SW846 7470A - Mercury (CVAA)

Analyte	Result	Qualifier	PQL	MDL	Unit	D	Prepared	Analyzed	Dil Fac
Mercury	0.00015	U	0.00020	0.00015	mg/L		09/19/22 08:00	09/21/22 12:37	1

General Chemistry

Analyte	Result	Qualifier	PQL	MDL	Unit	D	Prepared	Analyzed	Dil Fac
Total Dissolved Solids (SM 2540C)	5.0	U	5.0	5.0	mg/L			09/06/22 14:01	1
Chloride (SM 4500 Cl- E)	1.4	U	2.0	1.4	mg/L			09/11/22 23:05	1
Sulfate (SM 4500 SO4 E)	1.4	U	5.0	1.4	mg/L			09/11/22 20:04	1

Client Sample Results

Client: Florida Power and Light
Project/Site: CCR Smith Plant

Job ID: 400-225433-1
SDG: Downgradient

Client Sample ID: MW-09R

Date Collected: 09/06/22 10:59
Date Received: 09/07/22 10:23

Lab Sample ID: 400-225433-13

Matrix: Water

Method: MCAWW 300.0 - Anions, Ion Chromatography

Analyte	Result	Qualifier	PQL	MDL	Unit	D	Prepared	Analyzed	Dil Fac
Fluoride	0.14	U J3	1.0	0.14	mg/L			09/08/22 13:17	1

Method: SW846 6020 - Metals (ICP/MS) - Total Recoverable

Analyte	Result	Qualifier	PQL	MDL	Unit	D	Prepared	Analyzed	Dil Fac
Antimony	0.0015	U	0.0025	0.0015	mg/L		09/08/22 11:41	09/15/22 15:12	5
Arsenic	**0.0049**		0.0013	0.0012	mg/L		09/08/22 11:41	09/15/22 15:12	5
Barium	**0.085**		0.0025	0.00070	mg/L		09/08/22 11:41	09/15/22 15:12	5
Beryllium	0.00092	U	0.0025	0.00092	mg/L		09/08/22 11:41	09/15/22 15:12	5
Boron	**10**		2.5	0.059	mg/L		09/08/22 11:41	09/15/22 22:00	250
Cadmium	0.00065	U	0.0025	0.00065	mg/L		09/08/22 11:41	09/15/22 15:12	5
Calcium	**240**		0.25	0.13	mg/L		09/08/22 11:41	09/15/22 15:12	5
Chromium	**0.0015**	**I**	0.0025	0.0010	mg/L		09/08/22 11:41	09/15/22 15:12	5
Cobalt	0.00056	U	0.0025	0.00056	mg/L		09/08/22 11:41	09/15/22 15:12	5
Lead	0.00081	U	0.0013	0.00081	mg/L		09/08/22 11:41	09/15/22 15:12	5
Lithium	**0.0060**		0.0050	0.0049	mg/L		09/08/22 11:41	09/15/22 15:12	5
Molybdenum	**0.0029**	**I**	0.015	0.0013	mg/L		09/08/22 11:41	09/15/22 15:12	5
Selenium	**0.0022**		0.0013	0.00082	mg/L		09/08/22 11:41	09/15/22 15:12	5
Thallium	0.00046	U	0.00050	0.00046	mg/L		09/08/22 11:41	09/15/22 15:12	5

Method: SW846 7470A - Mercury (CVAA)

Analyte	Result	Qualifier	PQL	MDL	Unit	D	Prepared	Analyzed	Dil Fac
Mercury	0.00015	U	0.00020	0.00015	mg/L		09/19/22 08:00	09/21/22 13:43	1

General Chemistry

Analyte	Result	Qualifier	PQL	MDL	Unit	D	Prepared	Analyzed	Dil Fac
Total Dissolved Solids (SM 2540C)	**4200**		50	50	mg/L			09/12/22 14:47	1
Chloride (SM 4500 Cl- E)	**1700**		40	28	mg/L			09/11/22 23:55	20
Sulfate (SM 4500 SO4 E)	**620**		130	35	mg/L			09/11/22 23:55	25

Method: EPA Field Sampling - Field Sampling

Analyte	Result	Qualifier	PQL	MDL	Unit	D	Prepared	Analyzed	Dil Fac
Field pH	**6.96**				SU			09/06/22 10:59	1

Client: Florida Power and Light
Project/Site: CCR Smith Plant

Job ID: 400-225433-1
SDG: Downgradient

Client Sample ID: DUP-03

Date Collected: 09/06/22 09:59
Date Received: 09/07/22 10:23

Lab Sample ID: 400-225433-14

Matrix: Water

Method: MCAWW 300.0 - Anions, Ion Chromatography

Analyte	Result	Qualifier	PQL	MDL	Unit	D	Prepared	Analyzed	Dil Fac
Fluoride	0.14	U J3	1.0	0.14	mg/L			09/08/22 13:38	1

Method: SW846 6020 - Metals (ICP/MS) - Total Recoverable

Analyte	Result	Qualifier	PQL	MDL	Unit	D	Prepared	Analyzed	Dil Fac
Antimony	0.0015	U	0.0025	0.0015	mg/L		09/08/22 11:41	09/15/22 15:15	5
Arsenic	**0.0049**		0.0013	0.0012	mg/L		09/08/22 11:41	09/15/22 15:15	5
Barium	**0.085**		0.0025	0.00070	mg/L		09/08/22 11:41	09/15/22 15:15	5
Beryllium	0.00092	U	0.0025	0.00092	mg/L		09/08/22 11:41	09/15/22 15:15	5
Boron	**9.6**		2.5	0.059	mg/L		09/08/22 11:41	09/15/22 22:03	250
Cadmium	0.00065	U	0.0025	0.00065	mg/L		09/08/22 11:41	09/15/22 15:15	5
Calcium	**240**		0.25	0.13	mg/L		09/08/22 11:41	09/15/22 15:15	5
Chromium	**0.0016**	**I**	0.0025	0.0010	mg/L		09/08/22 11:41	09/15/22 15:15	5
Cobalt	0.00056	U	0.0025	0.00056	mg/L		09/08/22 11:41	09/15/22 15:15	5
Lead	0.00081	U	0.0013	0.00081	mg/L		09/08/22 11:41	09/15/22 15:15	5
Lithium	**0.0073**		0.0050	0.0049	mg/L		09/08/22 11:41	09/15/22 15:15	5
Molybdenum	**0.0030**	**I**	0.015	0.0013	mg/L		09/08/22 11:41	09/15/22 15:15	5
Selenium	0.00082	U	0.0013	0.00082	mg/L		09/08/22 11:41	09/15/22 15:15	5
Thallium	0.00046	U	0.00050	0.00046	mg/L		09/08/22 11:41	09/15/22 15:15	5

Method: SW846 7470A - Mercury (CVAA)

Analyte	Result	Qualifier	PQL	MDL	Unit	D	Prepared	Analyzed	Dil Fac
Mercury	0.00015	U	0.00020	0.00015	mg/L		09/19/22 08:00	09/21/22 13:56	1

General Chemistry

Analyte	Result	Qualifier	PQL	MDL	Unit	D	Prepared	Analyzed	Dil Fac
Total Dissolved Solids (SM 2540C)	**43000**	**L**	50	50	mg/L			09/12/22 14:47	1
Chloride (SM 4500 Cl- E)	**1700**		40	28	mg/L			09/11/22 23:55	20
Sulfate (SM 4500 SO4 E)	**600**		130	35	mg/L			09/11/22 23:55	25

Method: EPA Field Sampling - Field Sampling

Analyte	Result	Qualifier	PQL	MDL	Unit	D	Prepared	Analyzed	Dil Fac
Field pH	**6.96**				SU			09/06/22 09:59	1

Qualifiers

HPLC/IC

Qualifier	Qualifier Description
I	The reported value is between the laboratory method detection limit and the laboratory practical quantitation limit.
J3	Estimated value; value may not be accurate. Spike recovery or RPD outside of criteria.
U	Indicates that the compound was analyzed for but not detected.

Metals

Qualifier	Qualifier Description
I	The reported value is between the laboratory method detection limit and the laboratory practical quantitation limit.
J3	Estimated value; value may not be accurate. Spike recovery or RPD outside of criteria.
L	Off-scale high. Actual value is known to be greater than the value given.
U	Indicates that the compound was analyzed for but not detected.
V	Indicates that the analyte was detected at or above the method detection limit in both the sample and the associated method blank and the value of 10 times the blank value was equal to or greater than the associated sample value.

General Chemistry

Qualifier	Qualifier Description
I	The reported value is between the laboratory method detection limit and the laboratory practical quantitation limit.
J3	Estimated value; value may not be accurate. Spike recovery or RPD outside of criteria.
L	Off-scale high. Actual value is known to be greater than the value given.
U	Indicates that the compound was analyzed for but not detected.

Glossary

Abbreviation	These commonly used abbreviations may or may not be present in this report.
¤	Listed under the "D" column to designate that the result is reported on a dry weight basis
%R	Percent Recovery
CFL	Contains Free Liquid
CFU	Colony Forming Unit
CNF	Contains No Free Liquid
DER	Duplicate Error Ratio (normalized absolute difference)
Dil Fac	Dilution Factor
DL	Detection Limit (DoD/DOE)
DL, RA, RE, IN	Indicates a Dilution, Re-analysis, Re-extraction, or additional Initial metals/anion analysis of the sample
DLC	Decision Level Concentration (Radiochemistry)
EDL	Estimated Detection Limit (Dioxin)
LOD	Limit of Detection (DoD/DOE)
LOQ	Limit of Quantitation (DoD/DOE)
MCL	EPA recommended "Maximum Contaminant Level"
MDA	Minimum Detectable Activity (Radiochemistry)
MDC	Minimum Detectable Concentration (Radiochemistry)
MDL	Method Detection Limit
ML	Minimum Level (Dioxin)
MPN	Most Probable Number
MQL	Method Quantitation Limit
NC	Not Calculated
ND	Not Detected at the reporting limit (or MDL or EDL if shown)
NEG	Negative / Absent
POS	Positive / Present
PQL	Practical Quantitation Limit
PRES	Presumptive
QC	Quality Control
RER	Relative Error Ratio (Radiochemistry)
RL	Reporting Limit or Requested Limit (Radiochemistry)
RPD	Relative Percent Difference, a measure of the relative difference between two points
TEF	Toxicity Equivalent Factor (Dioxin)
TEQ	Toxicity Equivalent Quotient (Dioxin)

Glossary (Continued)

Abbreviation	These commonly used abbreviations may or may not be present in this report.
TNTC	Too Numerous To Count

Client Sample ID: MW-06

Date Collected: 09/02/22 08:44
Date Received: 09/03/22 10:30

Lab Sample ID: 400-225433-1

Matrix: Water

Prep Type	Batch Type	Batch Method	Run	Dilution Factor	Batch Number	Analyst	Lab	Prepared or Analyzed
Total/NA	Analysis	300.0		1	591603	JAS	EET PEN	09/07/22 11:52
Total Recoverable	Prep	3005A			591783	KWN	EET PEN	09/08/22 11:41 - 09/08/22 14:35 [1]
Total Recoverable	Analysis	6020		5	592756	NTH	EET PEN	09/15/22 14:13
Total Recoverable	Prep	3005A			591783	KWN	EET PEN	09/08/22 11:41 - 09/08/22 14:35 [1]
Total Recoverable	Analysis	6020		100	592756	NTH	EET PEN	09/15/22 21:17
Total/NA	Prep	7470A			592937	NET	EET PEN	09/19/22 08:00 - 09/19/22 10:30 [1]
Total/NA	Analysis	7470A		1	593446	NET	EET PEN	09/21/22 11:48
Total/NA	Analysis	SM 2540C		1	591489	VB	EET PEN	09/06/22 13:47
Total/NA	Analysis	SM 4500 Cl- E		50	592088	DN1	EET PEN	09/10/22 23:25
Total/NA	Analysis	SM 4500 SO4 E		10	592115	DN1	EET PEN	09/11/22 19:58
Total/NA	Analysis	Field Sampling		1	596277	S1K	EET PEN	09/02/22 08:44

Client Sample ID: MW-08R

Date Collected: 09/02/22 14:58
Date Received: 09/03/22 10:30

Lab Sample ID: 400-225433-2

Matrix: Water

Prep Type	Batch Type	Batch Method	Run	Dilution Factor	Batch Number	Analyst	Lab	Prepared or Analyzed
Total/NA	Analysis	300.0		1	591603	JAS	EET PEN	09/07/22 13:16
Total Recoverable	Prep	3005A			591783	KWN	EET PEN	09/08/22 11:41 - 09/08/22 14:35 [1]
Total Recoverable	Analysis	6020		5	592756	NTH	EET PEN	09/15/22 14:28
Total Recoverable	Prep	3005A			591783	KWN	EET PEN	09/08/22 11:41 - 09/08/22 14:35 [1]
Total Recoverable	Analysis	6020		250	592756	NTH	EET PEN	09/15/22 21:20
Total/NA	Prep	7470A			592937	NET	EET PEN	09/19/22 08:00 - 09/19/22 10:30 [1]
Total/NA	Analysis	7470A		1	593446	NET	EET PEN	09/21/22 11:50
Total/NA	Analysis	SM 2540C		1	591489	VB	EET PEN	09/06/22 13:47
Total/NA	Analysis	SM 4500 Cl- E		50	592088	DN1	EET PEN	09/10/22 23:26
Total/NA	Analysis	SM 4500 SO4 E		25	592115	DN1	EET PEN	09/11/22 20:14
Total/NA	Analysis	Field Sampling		1	596277	S1K	EET PEN	09/02/22 14:58

Client Sample ID: MW-10R

Date Collected: 09/02/22 15:40
Date Received: 09/03/22 10:30

Lab Sample ID: 400-225433-3

Matrix: Water

Prep Type	Batch Type	Batch Method	Run	Dilution Factor	Batch Number	Analyst	Lab	Prepared or Analyzed
Total/NA	Analysis	300.0		1	591603	JAS	EET PEN	09/07/22 13:37
Total Recoverable	Prep	3005A			591783	KWN	EET PEN	09/08/22 11:41 - 09/08/22 14:35 [1]
Total Recoverable	Analysis	6020		5	592756	NTH	EET PEN	09/15/22 14:31
Total Recoverable	Prep	3005A			591783	KWN	EET PEN	09/08/22 11:41 - 09/08/22 14:35 [1]
Total Recoverable	Analysis	6020		100	592756	NTH	EET PEN	09/15/22 21:42
Total/NA	Prep	7470A			592937	NET	EET PEN	09/19/22 08:00 - 09/19/22 10:30 [1]
Total/NA	Analysis	7470A		1	593446	NET	EET PEN	09/21/22 11:58
Total/NA	Analysis	SM 2540C		1	591489	VB	EET PEN	09/06/22 13:47
Total/NA	Analysis	SM 4500 Cl- E		50	592088	DN1	EET PEN	09/10/22 23:27

Client Sample ID: MW-10R
Date Collected: 09/02/22 15:40
Date Received: 09/03/22 10:30

Lab Sample ID: 400-225433-3
Matrix: Water

Prep Type	Batch Type	Batch Method	Run	Dilution Factor	Batch Number	Analyst	Lab	Prepared or Analyzed
Total/NA	Analysis	SM 4500 SO4 E		25	592115	DN1	EET PEN	09/11/22 20:15
Total/NA	Analysis	Field Sampling		1	596277	S1K	EET PEN	09/02/22 15:40

Client Sample ID: MW-13R
Date Collected: 09/02/22 12:26
Date Received: 09/03/22 10:30

Lab Sample ID: 400-225433-4
Matrix: Water

Prep Type	Batch Type	Batch Method	Run	Dilution Factor	Batch Number	Analyst	Lab	Prepared or Analyzed
Total/NA	Analysis	300.0		1	591603	JAS	EET PEN	09/07/22 13:57
Total Recoverable	Prep	3005A			591783	KWN	EET PEN	09/08/22 11:41 - 09/08/22 14:35 [1]
Total Recoverable	Analysis	6020		5	592756	NTH	EET PEN	09/15/22 14:34
Total Recoverable	Prep	3005A			591783	KWN	EET PEN	09/08/22 11:41 - 09/08/22 14:35 [1]
Total Recoverable	Analysis	6020		250	592756	NTH	EET PEN	09/15/22 21:45
Total/NA	Prep	7470A			592937	NET	EET PEN	09/19/22 08:00 - 09/19/22 10:30 [1]
Total/NA	Analysis	7470A		1	593446	NET	EET PEN	09/21/22 12:01
Total/NA	Analysis	SM 2540C		1	591489	VB	EET PEN	09/06/22 13:47
Total/NA	Analysis	SM 4500 Cl- E		50	592088	DN1	EET PEN	09/10/22 23:27
Total/NA	Analysis	SM 4500 SO4 E		20	592115	DN1	EET PEN	09/11/22 19:59
Total/NA	Analysis	Field Sampling		1	596277	S1K	EET PEN	09/02/22 12:26

Client Sample ID: MW-07
Date Collected: 09/02/22 10:45
Date Received: 09/03/22 10:30

Lab Sample ID: 400-225433-5
Matrix: Water

Prep Type	Batch Type	Batch Method	Run	Dilution Factor	Batch Number	Analyst	Lab	Prepared or Analyzed
Total/NA	Analysis	300.0		1	591603	JAS	EET PEN	09/07/22 15:00
Total Recoverable	Prep	3005A			591783	KWN	EET PEN	09/08/22 11:41 - 09/08/22 14:35 [1]
Total Recoverable	Analysis	6020		5	592756	NTH	EET PEN	09/15/22 14:56
Total Recoverable	Prep	3005A			591783	KWN	EET PEN	09/08/22 11:41 - 09/08/22 14:35 [1]
Total Recoverable	Analysis	6020		50	592756	NTH	EET PEN	09/15/22 21:48
Total/NA	Prep	7470A			592937	NET	EET PEN	09/19/22 08:00 - 09/19/22 10:30 [1]
Total/NA	Analysis	7470A		1	593446	NET	EET PEN	09/21/22 12:03
Total/NA	Analysis	SM 2540C		1	591489	VB	EET PEN	09/06/22 13:47
Total/NA	Analysis	SM 4500 Cl- E		50	592088	DN1	EET PEN	09/10/22 23:28
Total/NA	Analysis	SM 4500 SO4 E		20	592115	DN1	EET PEN	09/11/22 20:01
Total/NA	Analysis	Field Sampling		1	596277	S1K	EET PEN	09/02/22 10:45

Client Sample ID: MW-11R
Date Collected: 09/02/22 12:45
Date Received: 09/03/22 10:30

Lab Sample ID: 400-225433-6
Matrix: Water

Prep Type	Batch Type	Batch Method	Run	Dilution Factor	Batch Number	Analyst	Lab	Prepared or Analyzed
Total/NA	Analysis	300.0		1	591603	JAS	EET PEN	09/07/22 15:21

Client Sample ID: MW-11R

Date Collected: 09/02/22 12:45
Date Received: 09/03/22 10:30

Lab Sample ID: 400-225433-6

Matrix: Water

Prep Type	Batch Type	Batch Method	Run	Dilution Factor	Batch Number	Analyst	Lab	Prepared or Analyzed
Total Recoverable	Prep	3005A			591783	KWN	EET PEN	09/08/22 11:41 - 09/08/22 14:35 [1]
Total Recoverable	Analysis	6020		5	592756	NTH	EET PEN	09/15/22 14:59
Total Recoverable	Prep	3005A			591783	KWN	EET PEN	09/08/22 11:41 - 09/08/22 14:35 [1]
Total Recoverable	Analysis	6020		50	592756	NTH	EET PEN	09/15/22 21:51
Total/NA	Prep	7470A			592937	NET	EET PEN	09/19/22 08:00 - 09/19/22 10:30 [1]
Total/NA	Analysis	7470A		1	593446	NET	EET PEN	09/21/22 12:26
Total/NA	Analysis	SM 2540C		1	591489	VB	EET PEN	09/06/22 13:47
Total/NA	Analysis	SM 4500 Cl- E		50	592088	DN1	EET PEN	09/10/22 23:28
Total/NA	Analysis	SM 4500 SO4 E		10	592115	DN1	EET PEN	09/11/22 20:01
Total/NA	Analysis	Field Sampling		1	596277	S1K	EET PEN	09/02/22 12:45

Client Sample ID: MW-14R

Date Collected: 09/02/22 11:27
Date Received: 09/03/22 10:30

Lab Sample ID: 400-225433-7

Matrix: Water

Prep Type	Batch Type	Batch Method	Run	Dilution Factor	Batch Number	Analyst	Lab	Prepared or Analyzed
Total/NA	Analysis	300.0		1	591603	JAS	EET PEN	09/07/22 15:42
Total Recoverable	Prep	3005A			591783	KWN	EET PEN	09/08/22 11:41 - 09/08/22 14:35 [1]
Total Recoverable	Analysis	6020		5	592756	NTH	EET PEN	09/15/22 15:02
Total Recoverable	Prep	3005A			591783	KWN	EET PEN	09/08/22 11:41 - 09/08/22 14:35 [1]
Total Recoverable	Analysis	6020		50	592756	NTH	EET PEN	09/15/22 21:54
Total Recoverable	Prep	3005A			591783	KWN	EET PEN	09/08/22 11:41 - 09/08/22 14:35 [1]
Total Recoverable	Analysis	6020		50	592944	NTH	EET PEN	09/17/22 00:03
Total/NA	Prep	7470A			592937	NET	EET PEN	09/19/22 08:00 - 09/19/22 10:30 [1]
Total/NA	Analysis	7470A		1	593446	NET	EET PEN	09/21/22 12:28
Total/NA	Analysis	SM 2540C		1	591502	VB	EET PEN	09/06/22 14:01
Total/NA	Analysis	SM 4500 Cl- E		10	592088	DN1	EET PEN	09/10/22 23:29
Total/NA	Analysis	SM 4500 SO4 E		5	592115	DN1	EET PEN	09/11/22 20:02
Total/NA	Analysis	Field Sampling		1	596277	S1K	EET PEN	09/02/22 11:27

Client Sample ID: DUP-02

Date Collected: 09/02/22 09:45
Date Received: 09/03/22 10:30

Lab Sample ID: 400-225433-8

Matrix: Water

Prep Type	Batch Type	Batch Method	Run	Dilution Factor	Batch Number	Analyst	Lab	Prepared or Analyzed
Total/NA	Analysis	300.0		1	591603	JAS	EET PEN	09/07/22 16:02
Total Recoverable	Prep	3005A			591783	KWN	EET PEN	09/08/22 11:41 - 09/08/22 14:35 [1]
Total Recoverable	Analysis	6020		5	592756	NTH	EET PEN	09/15/22 15:05
Total Recoverable	Prep	3005A			591783	KWN	EET PEN	09/08/22 11:41 - 09/08/22 14:35 [1]
Total Recoverable	Analysis	6020		50	592756	NTH	EET PEN	09/15/22 21:57
Total/NA	Prep	7470A			592937	NET	EET PEN	09/19/22 08:00 - 09/19/22 10:30 [1]
Total/NA	Analysis	7470A		1	593446	NET	EET PEN	09/21/22 12:30
Total/NA	Analysis	SM 2540C		1	591502	VB	EET PEN	09/06/22 14:01
Total/NA	Analysis	SM 4500 Cl- E		50	592088	DN1	EET PEN	09/10/22 23:29

Client Sample ID: DUP-02
Date Collected: 09/02/22 09:45
Date Received: 09/03/22 10:30

Lab Sample ID: 400-225433-8
Matrix: Water

Prep Type	Batch Type	Batch Method	Run	Dilution Factor	Batch Number	Analyst	Lab	Prepared or Analyzed
Total/NA	Analysis	SM 4500 SO4 E		20	592115	DN1	EET PEN	09/11/22 20:02
Total/NA	Analysis	Field Sampling		1	596277	S1K	EET PEN	09/02/22 09:45

Client Sample ID: FB-01
Date Collected: 09/02/22 08:12
Date Received: 09/03/22 10:30

Lab Sample ID: 400-225433-9
Matrix: Water

Prep Type	Batch Type	Batch Method	Run	Dilution Factor	Batch Number	Analyst	Lab	Prepared or Analyzed
Total/NA	Analysis	300.0		1	591544	JAS	EET PEN	09/06/22 21:42
Total Recoverable	Prep	3005A			591783	KWN	EET PEN	09/08/22 11:41 - 09/08/22 14:35 [1]
Total Recoverable	Analysis	6020		5	592756	NTH	EET PEN	09/15/22 15:08
Total Recoverable	Prep	3005A			591783	KWN	EET PEN	09/08/22 11:41 - 09/08/22 14:35 [1]
Total Recoverable	Analysis	6020		5	593804	NTH	EET PEN	09/23/22 17:25
Total Recoverable	Prep	3005A			591783	KWN	EET PEN	09/08/22 11:41 - 09/08/22 14:35 [1]
Total Recoverable	Analysis	6020		5	593995	NTH	EET PEN	09/26/22 18:00
Total/NA	Prep	7470A			592937	NET	EET PEN	09/19/22 08:00 - 09/19/22 10:30 [1]
Total/NA	Analysis	7470A		1	593446	NET	EET PEN	09/21/22 12:32
Total/NA	Analysis	SM 2540C		1	591502	VB	EET PEN	09/06/22 14:01
Total/NA	Analysis	SM 4500 Cl- E		1	592088	DN1	EET PEN	09/10/22 23:29
Total/NA	Analysis	SM 4500 SO4 E		1	592115	DN1	EET PEN	09/11/22 20:03

Client Sample ID: EB-01
Date Collected: 09/02/22 09:11
Date Received: 09/03/22 10:30

Lab Sample ID: 400-225433-10
Matrix: Water

Prep Type	Batch Type	Batch Method	Run	Dilution Factor	Batch Number	Analyst	Lab	Prepared or Analyzed
Total/NA	Analysis	300.0		1	591544	JAS	EET PEN	09/06/22 22:03
Total Recoverable	Prep	3005A			591676	KWN	EET PEN	09/07/22 15:11 - 09/07/22 17:42 [1]
Total Recoverable	Analysis	6020		100	592756	NTH	EET PEN	09/15/22 17:10
Total Recoverable	Prep	3005A			591676	KWN	EET PEN	09/07/22 15:11 - 09/07/22 17:42 [1]
Total Recoverable	Analysis	6020		5	599960	NTH	EET PEN	11/09/22 10:49
Total/NA	Prep	7470A			592937	NET	EET PEN	09/19/22 08:00 - 09/19/22 10:30 [1]
Total/NA	Analysis	7470A		1	593446	NET	EET PEN	09/21/22 12:33
Total/NA	Analysis	SM 2540C		1	591502	VB	EET PEN	09/06/22 14:01
Total/NA	Analysis	SM 4500 Cl- E		1	592088	DN1	EET PEN	09/10/22 23:30
Total/NA	Analysis	SM 4500 SO4 E		1	592115	DN1	EET PEN	09/11/22 20:03

Client Sample ID: FB-02
Date Collected: 09/02/22 14:26
Date Received: 09/03/22 10:30

Lab Sample ID: 400-225433-11
Matrix: Water

Prep Type	Batch Type	Batch Method	Run	Dilution Factor	Batch Number	Analyst	Lab	Prepared or Analyzed
Total/NA	Analysis	300.0		1	591544	JAS	EET PEN	09/06/22 22:24

Lab Chronicle

Client: Florida Power and Light
Project/Site: CCR Smith Plant

Job ID: 400-225433-1
SDG: Downgradient

Client Sample ID: FB-02

Date Collected: 09/02/22 14:26
Date Received: 09/03/22 10:30

Lab Sample ID: 400-225433-11

Matrix: Water

Prep Type	Batch Type	Batch Method	Run	Dilution Factor	Batch Number	Analyst	Lab	Prepared or Analyzed
Total Recoverable	Prep	3005A			591676	KWN	EET PEN	09/07/22 15:11 - 09/07/22 17:42 [1]
Total Recoverable	Analysis	6020		5	599960	NTH	EET PEN	11/09/22 10:52
Total/NA	Prep	7470A			592937	NET	EET PEN	09/19/22 08:00 - 09/19/22 10:30 [1]
Total/NA	Analysis	7470A		1	593446	NET	EET PEN	09/21/22 12:35
Total/NA	Analysis	SM 2540C		1	591502	VB	EET PEN	09/06/22 14:01
Total/NA	Analysis	SM 4500 Cl- E		1	592088	DN1	EET PEN	09/10/22 23:30
Total/NA	Analysis	SM 4500 SO4 E		1	592115	DN1	EET PEN	09/11/22 20:04

Client Sample ID: EB-02

Date Collected: 09/02/22 13:56
Date Received: 09/03/22 10:30

Lab Sample ID: 400-225433-12

Matrix: Water

Prep Type	Batch Type	Batch Method	Run	Dilution Factor	Batch Number	Analyst	Lab	Prepared or Analyzed
Total/NA	Analysis	300.0		1	591544	JAS	EET PEN	09/06/22 23:06
Total Recoverable	Prep	3005A			591676	KWN	EET PEN	09/07/22 15:11 - 09/07/22 17:42 [1]
Total Recoverable	Analysis	6020		5	599960	NTH	EET PEN	11/09/22 10:55
Total/NA	Prep	7470A			592937	NET	EET PEN	09/19/22 08:00 - 09/19/22 10:30 [1]
Total/NA	Analysis	7470A		1	593446	NET	EET PEN	09/21/22 12:37
Total/NA	Analysis	SM 2540C		1	591502	VB	EET PEN	09/06/22 14:01
Total/NA	Analysis	SM 4500 Cl- E		1	592118	DN1	EET PEN	09/11/22 23:05
Total/NA	Analysis	SM 4500 SO4 E		1	592115	DN1	EET PEN	09/11/22 20:04

Client Sample ID: MW-09R

Date Collected: 09/06/22 10:59
Date Received: 09/07/22 10:23

Lab Sample ID: 400-225433-13

Matrix: Water

Prep Type	Batch Type	Batch Method	Run	Dilution Factor	Batch Number	Analyst	Lab	Prepared or Analyzed
Total/NA	Analysis	300.0		1	591772	JAS	EET PEN	09/08/22 13:17
Total Recoverable	Prep	3005A			591783	KWN	EET PEN	09/08/22 11:41 - 09/08/22 14:35 [1]
Total Recoverable	Analysis	6020		5	592756	NTH	EET PEN	09/15/22 15:12
Total Recoverable	Prep	3005A			591783	KWN	EET PEN	09/08/22 11:41 - 09/08/22 14:35 [1]
Total Recoverable	Analysis	6020		250	592756	NTH	EET PEN	09/15/22 22:00
Total/NA	Prep	7470A			592939	NET	EET PEN	09/19/22 08:00 - 09/19/22 10:30 [1]
Total/NA	Analysis	7470A		1	593446	NET	EET PEN	09/21/22 13:43
Total/NA	Analysis	SM 2540C		1	592212	VB	EET PEN	09/12/22 14:47
Total/NA	Analysis	SM 4500 Cl- E		20	592118	DN1	EET PEN	09/11/22 23:55
Total/NA	Analysis	SM 4500 SO4 E		25	592119	DN1	EET PEN	09/11/22 23:55
Total/NA	Analysis	Field Sampling		1	596277	S1K	EET PEN	09/06/22 10:59

Lab Chronicle

Client: Florida Power and Light
Project/Site: CCR Smith Plant

Job ID: 400-225433-1
SDG: Downgradient

Client Sample ID: DUP-03

Date Collected: 09/06/22 09:59
Date Received: 09/07/22 10:23

Lab Sample ID: 400-225433-14

Matrix: Water

Prep Type	Batch Type	Batch Method	Run	Dilution Factor	Batch Number	Analyst	Lab	Prepared or Analyzed
Total/NA	Analysis	300.0		1	591772	JAS	EET PEN	09/08/22 13:38
Total Recoverable	Prep	3005A			591783	KWN	EET PEN	09/08/22 11:41 - 09/08/22 14:35 [1]
Total Recoverable	Analysis	6020		5	592756	NTH	EET PEN	09/15/22 15:15
Total Recoverable	Prep	3005A			591783	KWN	EET PEN	09/08/22 11:41 - 09/08/22 14:35 [1]
Total Recoverable	Analysis	6020		250	592756	NTH	EET PEN	09/15/22 22:03
Total/NA	Prep	7470A			592939	NET	EET PEN	09/19/22 08:00 - 09/19/22 10:30 [1]
Total/NA	Analysis	7470A		1	593446	NET	EET PEN	09/21/22 13:56
Total/NA	Analysis	SM 2540C		1	592212	VB	EET PEN	09/12/22 14:47
Total/NA	Analysis	SM 4500 Cl- E		20	592118	DN1	EET PEN	09/11/22 23:55
Total/NA	Analysis	SM 4500 SO4 E		25	592119	DN1	EET PEN	09/11/22 23:55
Total/NA	Analysis	Field Sampling		1	596277	S1K	EET PEN	09/06/22 09:59

[1] Completion dates and times are reported or not reported per method requirements or individual lab discretion.

Laboratory References:

EET PEN = Eurofins Pensacola, 3355 McLemore Drive, Pensacola, FL 32514, TEL (850)474-1001

HPLC/IC

Analysis Batch: 591544

Lab Sample ID	Client Sample ID	Prep Type	Matrix	Method	Prep Batch
400-225433-9	FB-01	Total/NA	Water	300.0	
400-225433-10	EB-01	Total/NA	Water	300.0	
400-225433-11	FB-02	Total/NA	Water	300.0	
400-225433-12	EB-02	Total/NA	Water	300.0	
MB 400-591544/5	Method Blank	Total/NA	Water	300.0	
LCS 400-591544/6	Lab Control Sample	Total/NA	Water	300.0	
LCSD 400-591544/7	Lab Control Sample Dup	Total/NA	Water	300.0	
400-225433-1 MS	MW-06	Total/NA	Water	300.0	
400-225433-1 MSD	MW-06	Total/NA	Water	300.0	

Analysis Batch: 591603

Lab Sample ID	Client Sample ID	Prep Type	Matrix	Method	Prep Batch
400-225433-1	MW-06	Total/NA	Water	300.0	
400-225433-2	MW-08R	Total/NA	Water	300.0	
400-225433-3	MW-10R	Total/NA	Water	300.0	
400-225433-4	MW-13R	Total/NA	Water	300.0	
400-225433-5	MW-07	Total/NA	Water	300.0	
400-225433-6	MW-11R	Total/NA	Water	300.0	
400-225433-7	MW-14R	Total/NA	Water	300.0	
400-225433-8	DUP-02	Total/NA	Water	300.0	
MB 400-591603/5	Method Blank	Total/NA	Water	300.0	
LCS 400-591603/6	Lab Control Sample	Total/NA	Water	300.0	
LCSD 400-591603/24	Lab Control Sample Dup	Total/NA	Water	300.0	
400-225433-1 MS	MW-06	Total/NA	Water	300.0	
400-225433-1 MSD	MW-06	Total/NA	Water	300.0	

Analysis Batch: 591772

Lab Sample ID	Client Sample ID	Prep Type	Matrix	Method	Prep Batch
400-225433-13	MW-09R	Total/NA	Water	300.0	
400-225433-14	DUP-03	Total/NA	Water	300.0	
MB 400-591772/5	Method Blank	Total/NA	Water	300.0	
LCS 400-591772/6	Lab Control Sample	Total/NA	Water	300.0	
LCSD 400-591772/7	Lab Control Sample Dup	Total/NA	Water	300.0	
400-225574-E-1 MS	Matrix Spike	Total/NA	Water	300.0	
400-225574-E-1 MSD	Matrix Spike Duplicate	Total/NA	Water	300.0	

Metals

Prep Batch: 591676

Lab Sample ID	Client Sample ID	Prep Type	Matrix	Method	Prep Batch
400-225433-10	EB-01	Total Recoverable	Water	3005A	
400-225433-11	FB-02	Total Recoverable	Water	3005A	
400-225433-12	EB-02	Total Recoverable	Water	3005A	
MB 400-591676/1-A ^5	Method Blank	Total Recoverable	Water	3005A	
LCS 400-591676/2-A ^5	Lab Control Sample	Total Recoverable	Water	3005A	
400-225434-C-1-B MS ^100	Matrix Spike	Total Recoverable	Water	3005A	
400-225434-C-1-B MS ^5	Matrix Spike	Total Recoverable	Water	3005A	
400-225434-C-1-C MSD ^10	Matrix Spike Duplicate	Total Recoverable	Water	3005A	
400-225434-C-1-C MSD ^5	Matrix Spike Duplicate	Total Recoverable	Water	3005A	

Metals

Prep Batch: 591783

Lab Sample ID	Client Sample ID	Prep Type	Matrix	Method	Prep Batch
400-225433-1	MW-06	Total Recoverable	Water	3005A	
400-225433-2	MW-08R	Total Recoverable	Water	3005A	
400-225433-3	MW-10R	Total Recoverable	Water	3005A	
400-225433-4	MW-13R	Total Recoverable	Water	3005A	
400-225433-5	MW-07	Total Recoverable	Water	3005A	
400-225433-6	MW-11R	Total Recoverable	Water	3005A	
400-225433-7	MW-14R	Total Recoverable	Water	3005A	
400-225433-8	DUP-02	Total Recoverable	Water	3005A	
400-225433-9	FB-01	Total Recoverable	Water	3005A	
400-225433-13	MW-09R	Total Recoverable	Water	3005A	
400-225433-14	DUP-03	Total Recoverable	Water	3005A	
MB 400-591783/1-A ^5	Method Blank	Total Recoverable	Water	3005A	
LCS 400-591783/2-A ^5	Lab Control Sample	Total Recoverable	Water	3005A	
400-225433-1 MS	MW-06	Total Recoverable	Water	3005A	
400-225433-1 MSD	MW-06	Total Recoverable	Water	3005A	

Analysis Batch: 592429

Lab Sample ID	Client Sample ID	Prep Type	Matrix	Method	Prep Batch
MB 400-591676/1-A ^5	Method Blank	Total Recoverable	Water	6020	591676
LCS 400-591676/2-A ^5	Lab Control Sample	Total Recoverable	Water	6020	591676
400-225434-C-1-B MS ^5	Matrix Spike	Total Recoverable	Water	6020	591676
400-225434-C-1-C MSD ^5	Matrix Spike Duplicate	Total Recoverable	Water	6020	591676

Analysis Batch: 592624

Lab Sample ID	Client Sample ID	Prep Type	Matrix	Method	Prep Batch
MB 400-591676/1-A ^5	Method Blank	Total Recoverable	Water	6020	591676
LCS 400-591676/2-A ^5	Lab Control Sample	Total Recoverable	Water	6020	591676
400-225434-C-1-B MS ^100	Matrix Spike	Total Recoverable	Water	6020	591676
400-225434-C-1-C MSD ^10	Matrix Spike Duplicate	Total Recoverable	Water	6020	591676

Analysis Batch: 592756

Lab Sample ID	Client Sample ID	Prep Type	Matrix	Method	Prep Batch
400-225433-1	MW-06	Total Recoverable	Water	6020	591783
400-225433-1	MW-06	Total Recoverable	Water	6020	591783
400-225433-2	MW-08R	Total Recoverable	Water	6020	591783
400-225433-2	MW-08R	Total Recoverable	Water	6020	591783
400-225433-3	MW-10R	Total Recoverable	Water	6020	591783
400-225433-3	MW-10R	Total Recoverable	Water	6020	591783
400-225433-4	MW-13R	Total Recoverable	Water	6020	591783
400-225433-4	MW-13R	Total Recoverable	Water	6020	591783
400-225433-5	MW-07	Total Recoverable	Water	6020	591783
400-225433-5	MW-07	Total Recoverable	Water	6020	591783
400-225433-6	MW-11R	Total Recoverable	Water	6020	591783
400-225433-6	MW-11R	Total Recoverable	Water	6020	591783
400-225433-7	MW-14R	Total Recoverable	Water	6020	591783
400-225433-7	MW-14R	Total Recoverable	Water	6020	591783
400-225433-8	DUP-02	Total Recoverable	Water	6020	591783
400-225433-8	DUP-02	Total Recoverable	Water	6020	591783
400-225433-9	FB-01	Total Recoverable	Water	6020	591783
400-225433-10	EB-01	Total Recoverable	Water	6020	591676
400-225433-13	MW-09R	Total Recoverable	Water	6020	591783

Metals (Continued)

Analysis Batch: 592756 (Continued)

Lab Sample ID	Client Sample ID	Prep Type	Matrix	Method	Prep Batch
400-225433-13	MW-09R	Total Recoverable	Water	6020	591783
400-225433-14	DUP-03	Total Recoverable	Water	6020	591783
400-225433-14	DUP-03	Total Recoverable	Water	6020	591783
MB 400-591676/1-A ^5	Method Blank	Total Recoverable	Water	6020	591676
MB 400-591783/1-A ^5	Method Blank	Total Recoverable	Water	6020	591783
LCS 400-591676/2-A ^5	Lab Control Sample	Total Recoverable	Water	6020	591676
LCS 400-591783/2-A ^5	Lab Control Sample	Total Recoverable	Water	6020	591783
400-225433-1 MS	MW-06	Total Recoverable	Water	6020	591783
400-225433-1 MSD	MW-06	Total Recoverable	Water	6020	591783

Prep Batch: 592937

Lab Sample ID	Client Sample ID	Prep Type	Matrix	Method	Prep Batch
400-225433-1	MW-06	Total/NA	Water	7470A	
400-225433-2	MW-08R	Total/NA	Water	7470A	
400-225433-3	MW-10R	Total/NA	Water	7470A	
400-225433-4	MW-13R	Total/NA	Water	7470A	
400-225433-5	MW-07	Total/NA	Water	7470A	
400-225433-6	MW-11R	Total/NA	Water	7470A	
400-225433-7	MW-14R	Total/NA	Water	7470A	
400-225433-8	DUP-02	Total/NA	Water	7470A	
400-225433-9	FB-01	Total/NA	Water	7470A	
400-225433-10	EB-01	Total/NA	Water	7470A	
400-225433-11	FB-02	Total/NA	Water	7470A	
400-225433-12	EB-02	Total/NA	Water	7470A	
MB 400-592937/14-A	Method Blank	Total/NA	Water	7470A	
LCS 400-592937/15-A	Lab Control Sample	Total/NA	Water	7470A	
400-225433-2 MS	MW-08R	Total/NA	Water	7470A	
400-225433-2 MSD	MW-08R	Total/NA	Water	7470A	

Prep Batch: 592939

Lab Sample ID	Client Sample ID	Prep Type	Matrix	Method	Prep Batch
400-225433-13	MW-09R	Total/NA	Water	7470A	
400-225433-14	DUP-03	Total/NA	Water	7470A	
MB 400-592939/14-A	Method Blank	Total/NA	Water	7470A	
LCS 400-592939/15-A	Lab Control Sample	Total/NA	Water	7470A	
400-225342-A-11-E MS	Matrix Spike	Total/NA	Water	7470A	
400-225342-A-11-F MSD	Matrix Spike Duplicate	Total/NA	Water	7470A	

Analysis Batch: 592944

Lab Sample ID	Client Sample ID	Prep Type	Matrix	Method	Prep Batch
400-225433-7	MW-14R	Total Recoverable	Water	6020	591783
MB 400-591783/1-A ^5	Method Blank	Total Recoverable	Water	6020	591783
LCS 400-591783/2-A ^5	Lab Control Sample	Total Recoverable	Water	6020	591783

Analysis Batch: 593446

Lab Sample ID	Client Sample ID	Prep Type	Matrix	Method	Prep Batch
400-225433-1	MW-06	Total/NA	Water	7470A	592937
400-225433-2	MW-08R	Total/NA	Water	7470A	592937
400-225433-3	MW-10R	Total/NA	Water	7470A	592937
400-225433-4	MW-13R	Total/NA	Water	7470A	592937
400-225433-5	MW-07	Total/NA	Water	7470A	592937

Metals (Continued)

Analysis Batch: 593446 (Continued)

Lab Sample ID	Client Sample ID	Prep Type	Matrix	Method	Prep Batch
400-225433-6	MW-11R	Total/NA	Water	7470A	592937
400-225433-7	MW-14R	Total/NA	Water	7470A	592937
400-225433-8	DUP-02	Total/NA	Water	7470A	592937
400-225433-9	FB-01	Total/NA	Water	7470A	592937
400-225433-10	EB-01	Total/NA	Water	7470A	592937
400-225433-11	FB-02	Total/NA	Water	7470A	592937
400-225433-12	EB-02	Total/NA	Water	7470A	592937
400-225433-13	MW-09R	Total/NA	Water	7470A	592939
400-225433-14	DUP-03	Total/NA	Water	7470A	592939
MB 400-592937/14-A	Method Blank	Total/NA	Water	7470A	592937
MB 400-592939/14-A	Method Blank	Total/NA	Water	7470A	592939
LCS 400-592937/15-A	Lab Control Sample	Total/NA	Water	7470A	592937
LCS 400-592939/15-A	Lab Control Sample	Total/NA	Water	7470A	592939
400-225342-A-11-E MS	Matrix Spike	Total/NA	Water	7470A	592939
400-225342-A-11-F MSD	Matrix Spike Duplicate	Total/NA	Water	7470A	592939
400-225433-2 MS	MW-08R	Total/NA	Water	7470A	592937
400-225433-2 MSD	MW-08R	Total/NA	Water	7470A	592937

Analysis Batch: 593804

Lab Sample ID	Client Sample ID	Prep Type	Matrix	Method	Prep Batch
400-225433-9	FB-01	Total Recoverable	Water	6020	591783

Analysis Batch: 593995

Lab Sample ID	Client Sample ID	Prep Type	Matrix	Method	Prep Batch
400-225433-9	FB-01	Total Recoverable	Water	6020	591783

Analysis Batch: 599960

Lab Sample ID	Client Sample ID	Prep Type	Matrix	Method	Prep Batch
400-225433-10	EB-01	Total Recoverable	Water	6020	591676
400-225433-11	FB-02	Total Recoverable	Water	6020	591676
400-225433-12	EB-02	Total Recoverable	Water	6020	591676

General Chemistry

Analysis Batch: 591489

Lab Sample ID	Client Sample ID	Prep Type	Matrix	Method	Prep Batch
400-225433-1	MW-06	Total/NA	Water	SM 2540C	
400-225433-2	MW-08R	Total/NA	Water	SM 2540C	
400-225433-3	MW-10R	Total/NA	Water	SM 2540C	
400-225433-4	MW-13R	Total/NA	Water	SM 2540C	
400-225433-5	MW-07	Total/NA	Water	SM 2540C	
400-225433-6	MW-11R	Total/NA	Water	SM 2540C	
MB 400-591489/1	Method Blank	Total/NA	Water	SM 2540C	
LCS 400-591489/2	Lab Control Sample	Total/NA	Water	SM 2540C	
400-225435-B-2 DU	Duplicate	Total/NA	Water	SM 2540C	

Analysis Batch: 591502

Lab Sample ID	Client Sample ID	Prep Type	Matrix	Method	Prep Batch
400-225433-7	MW-14R	Total/NA	Water	SM 2540C	
400-225433-8	DUP-02	Total/NA	Water	SM 2540C	
400-225433-9	FB-01	Total/NA	Water	SM 2540C	

General Chemistry (Continued)

Analysis Batch: 591502 (Continued)

Lab Sample ID	Client Sample ID	Prep Type	Matrix	Method	Prep Batch
400-225433-10	EB-01	Total/NA	Water	SM 2540C	
400-225433-11	FB-02	Total/NA	Water	SM 2540C	
400-225433-12	EB-02	Total/NA	Water	SM 2540C	
MB 400-591502/1	Method Blank	Total/NA	Water	SM 2540C	
LCS 400-591502/2	Lab Control Sample	Total/NA	Water	SM 2540C	
400-225433-7 DU	MW-14R	Total/NA	Water	SM 2540C	

Analysis Batch: 592088

Lab Sample ID	Client Sample ID	Prep Type	Matrix	Method	Prep Batch
400-225433-1	MW-06	Total/NA	Water	SM 4500 Cl- E	
400-225433-2	MW-08R	Total/NA	Water	SM 4500 Cl- E	
400-225433-3	MW-10R	Total/NA	Water	SM 4500 Cl- E	
400-225433-4	MW-13R	Total/NA	Water	SM 4500 Cl- E	
400-225433-5	MW-07	Total/NA	Water	SM 4500 Cl- E	
400-225433-6	MW-11R	Total/NA	Water	SM 4500 Cl- E	
400-225433-7	MW-14R	Total/NA	Water	SM 4500 Cl- E	
400-225433-8	DUP-02	Total/NA	Water	SM 4500 Cl- E	
400-225433-9	FB-01	Total/NA	Water	SM 4500 Cl- E	
400-225433-10	EB-01	Total/NA	Water	SM 4500 Cl- E	
400-225433-11	FB-02	Total/NA	Water	SM 4500 Cl- E	
MB 400-592088/13	Method Blank	Total/NA	Water	SM 4500 Cl- E	
LCS 400-592088/14	Lab Control Sample	Total/NA	Water	SM 4500 Cl- E	
MRL 400-592088/15	Lab Control Sample	Total/NA	Water	SM 4500 Cl- E	
400-225499-C-2 MS	Matrix Spike	Total/NA	Water	SM 4500 Cl- E	
400-225499-C-2 MSD	Matrix Spike Duplicate	Total/NA	Water	SM 4500 Cl- E	

Analysis Batch: 592115

Lab Sample ID	Client Sample ID	Prep Type	Matrix	Method	Prep Batch
400-225433-1	MW-06	Total/NA	Water	SM 4500 SO4 E	
400-225433-2	MW-08R	Total/NA	Water	SM 4500 SO4 E	
400-225433-3	MW-10R	Total/NA	Water	SM 4500 SO4 E	
400-225433-4	MW-13R	Total/NA	Water	SM 4500 SO4 E	
400-225433-5	MW-07	Total/NA	Water	SM 4500 SO4 E	
400-225433-6	MW-11R	Total/NA	Water	SM 4500 SO4 E	
400-225433-7	MW-14R	Total/NA	Water	SM 4500 SO4 E	
400-225433-8	DUP-02	Total/NA	Water	SM 4500 SO4 E	
400-225433-9	FB-01	Total/NA	Water	SM 4500 SO4 E	
400-225433-10	EB-01	Total/NA	Water	SM 4500 SO4 E	
400-225433-11	FB-02	Total/NA	Water	SM 4500 SO4 E	
400-225433-12	EB-02	Total/NA	Water	SM 4500 SO4 E	
MB 400-592115/12	Method Blank	Total/NA	Water	SM 4500 SO4 E	
LCS 400-592115/13	Lab Control Sample	Total/NA	Water	SM 4500 SO4 E	
MRL 400-592115/14	Lab Control Sample	Total/NA	Water	SM 4500 SO4 E	
400-225434-B-1 MS	Matrix Spike	Total/NA	Water	SM 4500 SO4 E	
400-225434-B-1 MSD	Matrix Spike Duplicate	Total/NA	Water	SM 4500 SO4 E	
400-225435-B-2 MS	Matrix Spike	Total/NA	Water	SM 4500 SO4 E	
400-225435-B-2 MSD	Matrix Spike Duplicate	Total/NA	Water	SM 4500 SO4 E	

Analysis Batch: 592118

Lab Sample ID	Client Sample ID	Prep Type	Matrix	Method	Prep Batch
400-225433-12	EB-02	Total/NA	Water	SM 4500 Cl- E	

General Chemistry (Continued)

Analysis Batch: 592118 (Continued)

Lab Sample ID	Client Sample ID	Prep Type	Matrix	Method	Prep Batch
400-225433-13	MW-09R	Total/NA	Water	SM 4500 Cl- E	
400-225433-14	DUP-03	Total/NA	Water	SM 4500 Cl- E	
MB 400-592118/13	Method Blank	Total/NA	Water	SM 4500 Cl- E	
LCS 400-592118/14	Lab Control Sample	Total/NA	Water	SM 4500 Cl- E	
MRL 400-592118/15	Lab Control Sample	Total/NA	Water	SM 4500 Cl- E	
400-225660-A-2 MS	Matrix Spike	Total/NA	Water	SM 4500 Cl- E	
400-225660-A-2 MSD	Matrix Spike Duplicate	Total/NA	Water	SM 4500 Cl- E	

Analysis Batch: 592119

Lab Sample ID	Client Sample ID	Prep Type	Matrix	Method	Prep Batch
400-225433-13	MW-09R	Total/NA	Water	SM 4500 SO4 E	
400-225433-14	DUP-03	Total/NA	Water	SM 4500 SO4 E	
MB 400-592119/12	Method Blank	Total/NA	Water	SM 4500 SO4 E	
LCS 400-592119/13	Lab Control Sample	Total/NA	Water	SM 4500 SO4 E	
MRL 400-592119/14	Lab Control Sample	Total/NA	Water	SM 4500 SO4 E	
400-225667-A-9 MS	Matrix Spike	Total/NA	Water	SM 4500 SO4 E	
400-225667-A-9 MSD	Matrix Spike Duplicate	Total/NA	Water	SM 4500 SO4 E	

Analysis Batch: 592212

Lab Sample ID	Client Sample ID	Prep Type	Matrix	Method	Prep Batch
400-225433-13	MW-09R	Total/NA	Water	SM 2540C	
400-225433-14	DUP-03	Total/NA	Water	SM 2540C	
MB 400-592212/1	Method Blank	Total/NA	Water	SM 2540C	
LCS 400-592212/2	Lab Control Sample	Total/NA	Water	SM 2540C	
400-225433-14 DU	DUP-03	Total/NA	Water	SM 2540C	

Field Service / Mobile Lab

Analysis Batch: 596277

Lab Sample ID	Client Sample ID	Prep Type	Matrix	Method	Prep Batch
400-225433-1	MW-06	Total/NA	Water	Field Sampling	
400-225433-2	MW-08R	Total/NA	Water	Field Sampling	
400-225433-3	MW-10R	Total/NA	Water	Field Sampling	
400-225433-4	MW-13R	Total/NA	Water	Field Sampling	
400-225433-5	MW-07	Total/NA	Water	Field Sampling	
400-225433-6	MW-11R	Total/NA	Water	Field Sampling	
400-225433-7	MW-14R	Total/NA	Water	Field Sampling	
400-225433-8	DUP-02	Total/NA	Water	Field Sampling	
400-225433-13	MW-09R	Total/NA	Water	Field Sampling	
400-225433-14	DUP-03	Total/NA	Water	Field Sampling	

Method: 300.0 - Anions, Ion Chromatography

Lab Sample ID: MB 400-591544/5
Matrix: Water
Analysis Batch: 591544

Client Sample ID: Method Blank
Prep Type: Total/NA

Analyte	MB Result	MB Qualifier	PQL	MDL	Unit	D	Prepared	Analyzed	Dil Fac
Fluoride	0.14	U	1.0	0.14	mg/L			09/06/22 16:30	1

Lab Sample ID: LCS 400-591544/6
Matrix: Water
Analysis Batch: 591544

Client Sample ID: Lab Control Sample
Prep Type: Total/NA

Analyte	Spike Added	LCS Result	LCS Qualifier	Unit	D	%Rec	%Rec Limits
Fluoride	10.0	10.7		mg/L		107	90 - 110

Lab Sample ID: LCSD 400-591544/7
Matrix: Water
Analysis Batch: 591544

Client Sample ID: Lab Control Sample Dup
Prep Type: Total/NA

Analyte	Spike Added	LCSD Result	LCSD Qualifier	Unit	D	%Rec	%Rec Limits	RPD	RPD Limit
Fluoride	10.0	11.0		mg/L		110	90 - 110	3	15

Lab Sample ID: 400-225433-1 MS
Matrix: Water
Analysis Batch: 591544

Client Sample ID: MW-06
Prep Type: Total/NA

Analyte	Sample Result	Sample Qualifier	Spike Added	MS Result	MS Qualifier	Unit	D	%Rec	%Rec Limits
Fluoride	14	U	1000	1180		mg/L		118	80 - 120

Lab Sample ID: 400-225433-1 MSD
Matrix: Water
Analysis Batch: 591544

Client Sample ID: MW-06
Prep Type: Total/NA

Analyte	Sample Result	Sample Qualifier	Spike Added	MSD Result	MSD Qualifier	Unit	D	%Rec	%Rec Limits	RPD	RPD Limit
Fluoride	14	U	1000	1180		mg/L		118	80 - 120	0	20

Lab Sample ID: MB 400-591603/5
Matrix: Water
Analysis Batch: 591603

Client Sample ID: Method Blank
Prep Type: Total/NA

Analyte	MB Result	MB Qualifier	PQL	MDL	Unit	D	Prepared	Analyzed	Dil Fac
Fluoride	0.14	U	1.0	0.14	mg/L			09/07/22 10:50	1

Lab Sample ID: LCS 400-591603/6
Matrix: Water
Analysis Batch: 591603

Client Sample ID: Lab Control Sample
Prep Type: Total/NA

Analyte	Spike Added	LCS Result	LCS Qualifier	Unit	D	%Rec	%Rec Limits
Fluoride	10.0	10.9		mg/L		109	90 - 110

Lab Sample ID: LCSD 400-591603/24
Matrix: Water
Analysis Batch: 591603

Client Sample ID: Lab Control Sample Dup
Prep Type: Total/NA

Analyte	Spike Added	LCSD Result	LCSD Qualifier	Unit	D	%Rec	%Rec Limits	RPD	RPD Limit
Fluoride	10.0	10.9		mg/L		109	90 - 110	1	15

Method: 300.0 - Anions, Ion Chromatography

Lab Sample ID: 400-225433-1 MS
Matrix: Water
Analysis Batch: 591603

Client Sample ID: MW-06
Prep Type: Total/NA

Analyte	Sample Result	Sample Qualifier	Spike Added	MS Result	MS Qualifier	Unit	D	%Rec	%Rec Limits		
Fluoride	0.14	U	10.0	8.90		mg/L		89	80 - 120		

Lab Sample ID: 400-225433-1 MSD
Matrix: Water
Analysis Batch: 591603

Client Sample ID: MW-06
Prep Type: Total/NA

Analyte	Sample Result	Sample Qualifier	Spike Added	MSD Result	MSD Qualifier	Unit	D	%Rec	%Rec Limits	RPD	RPD Limit
Fluoride	0.14	U	10.0	9.20		mg/L		92	80 - 120	3	20

Lab Sample ID: MB 400-591772/5
Matrix: Water
Analysis Batch: 591772

Client Sample ID: Method Blank
Prep Type: Total/NA

Analyte	MB Result	MB Qualifier	PQL	MDL	Unit	D	Prepared	Analyzed	Dil Fac
Fluoride	0.14	U	1.0	0.14	mg/L			09/08/22 10:52	1

Lab Sample ID: LCS 400-591772/6
Matrix: Water
Analysis Batch: 591772

Client Sample ID: Lab Control Sample
Prep Type: Total/NA

Analyte			Spike Added	LCS Result	LCS Qualifier	Unit	D	%Rec	%Rec Limits		
Fluoride			10.0	11.4	J3	mg/L		114	90 - 110		

Lab Sample ID: LCSD 400-591772/7
Matrix: Water
Analysis Batch: 591772

Client Sample ID: Lab Control Sample Dup
Prep Type: Total/NA

Analyte			Spike Added	LCSD Result	LCSD Qualifier	Unit	D	%Rec	%Rec Limits	RPD	RPD Limit
Fluoride			10.0	11.3	J3	mg/L		113	90 - 110	1	15

Lab Sample ID: 400-225574-E-1 MS
Matrix: Water
Analysis Batch: 591772

Client Sample ID: Matrix Spike
Prep Type: Total/NA

Analyte	Sample Result	Sample Qualifier	Spike Added	MS Result	MS Qualifier	Unit	D	%Rec	%Rec Limits		
Fluoride	2.8	U J3	200	234		mg/L		117	80 - 120		

Lab Sample ID: 400-225574-E-1 MSD
Matrix: Water
Analysis Batch: 591772

Client Sample ID: Matrix Spike Duplicate
Prep Type: Total/NA

Analyte	Sample Result	Sample Qualifier	Spike Added	MSD Result	MSD Qualifier	Unit	D	%Rec	%Rec Limits	RPD	RPD Limit
Fluoride	2.8	U J3	200	234		mg/L		117	80 - 120	0	20

Method: 6020 - Metals (ICP/MS)

Lab Sample ID: MB 400-591676/1-A ^5
Matrix: Water
Analysis Batch: 592429

Client Sample ID: Method Blank
Prep Type: Total Recoverable
Prep Batch: 591676

Analyte	MB Result	MB Qualifier	PQL	MDL	Unit	D	Prepared	Analyzed	Dil Fac
Antimony	0.0015	U	0.0025	0.0015	mg/L		09/07/22 15:11	09/13/22 17:53	5
Arsenic	0.0012	U	0.0013	0.0012	mg/L		09/07/22 15:11	09/13/22 17:53	5
Barium	0.00070	U	0.0025	0.00070	mg/L		09/07/22 15:11	09/13/22 17:53	5
Beryllium	0.00092	U	0.0025	0.00092	mg/L		09/07/22 15:11	09/13/22 17:53	5
Boron	0.0012	U	0.050	0.0012	mg/L		09/07/22 15:11	09/13/22 17:53	5
Cadmium	0.00163	I	0.0025	0.00065	mg/L		09/07/22 15:11	09/13/22 17:53	5
Calcium	0.452		0.25	0.13	mg/L		09/07/22 15:11	09/13/22 17:53	5
Chromium	0.0010	U	0.0025	0.0010	mg/L		09/07/22 15:11	09/13/22 17:53	5
Cobalt	0.00056	U	0.0025	0.00056	mg/L		09/07/22 15:11	09/13/22 17:53	5
Lead	0.00081	U	0.0013	0.00081	mg/L		09/07/22 15:11	09/13/22 17:53	5
Lithium	0.0049	U	0.0050	0.0049	mg/L		09/07/22 15:11	09/13/22 17:53	5
Molybdenum	0.0013	U	0.015	0.0013	mg/L		09/07/22 15:11	09/13/22 17:53	5
Selenium	0.00082	U	0.0013	0.00082	mg/L		09/07/22 15:11	09/13/22 17:53	5
Thallium	0.00046	U	0.00050	0.00046	mg/L		09/07/22 15:11	09/13/22 17:53	5

Lab Sample ID: MB 400-591676/1-A ^5
Matrix: Water
Analysis Batch: 592624

Client Sample ID: Method Blank
Prep Type: Total Recoverable
Prep Batch: 591676

Analyte	MB Result	MB Qualifier	PQL	MDL	Unit	D	Prepared	Analyzed	Dil Fac
Antimony	0.0015	U	0.0025	0.0015	mg/L		09/07/22 15:11	09/14/22 17:54	5
Arsenic	0.0012	U	0.0013	0.0012	mg/L		09/07/22 15:11	09/14/22 17:54	5
Barium	0.00070	U	0.0025	0.00070	mg/L		09/07/22 15:11	09/14/22 17:54	5
Beryllium	0.00092	U	0.0025	0.00092	mg/L		09/07/22 15:11	09/14/22 17:54	5
Boron	0.0012	U	0.050	0.0012	mg/L		09/07/22 15:11	09/14/22 17:54	5
Cadmium	0.00065	U	0.0025	0.00065	mg/L		09/07/22 15:11	09/14/22 17:54	5
Calcium	0.13	U	0.25	0.13	mg/L		09/07/22 15:11	09/14/22 17:54	5
Chromium	0.0010	U	0.0025	0.0010	mg/L		09/07/22 15:11	09/14/22 17:54	5
Cobalt	0.00056	U	0.0025	0.00056	mg/L		09/07/22 15:11	09/14/22 17:54	5
Lead	0.00081	U	0.0013	0.00081	mg/L		09/07/22 15:11	09/14/22 17:54	5
Lithium	0.0049	U	0.0050	0.0049	mg/L		09/07/22 15:11	09/14/22 17:54	5
Molybdenum	0.0013	U	0.015	0.0013	mg/L		09/07/22 15:11	09/14/22 17:54	5
Selenium	0.00082	U	0.0013	0.00082	mg/L		09/07/22 15:11	09/14/22 17:54	5
Thallium	0.00046	U	0.00050	0.00046	mg/L		09/07/22 15:11	09/14/22 17:54	5

Lab Sample ID: MB 400-591676/1-A ^5
Matrix: Water
Analysis Batch: 592756

Client Sample ID: Method Blank
Prep Type: Total Recoverable
Prep Batch: 591676

Analyte	MB Result	MB Qualifier	PQL	MDL	Unit	D	Prepared	Analyzed	Dil Fac
Antimony	0.0015	U	0.0025	0.0015	mg/L		09/07/22 15:11	09/15/22 15:59	5
Arsenic	0.0012	U	0.0013	0.0012	mg/L		09/07/22 15:11	09/15/22 15:59	5
Barium	0.00070	U	0.0025	0.00070	mg/L		09/07/22 15:11	09/15/22 15:59	5
Beryllium	0.00092	U	0.0025	0.00092	mg/L		09/07/22 15:11	09/15/22 15:59	5
Boron	0.0692		0.050	0.0012	mg/L		09/07/22 15:11	09/15/22 15:59	5
Cadmium	0.00065	U	0.0025	0.00065	mg/L		09/07/22 15:11	09/15/22 15:59	5
Calcium	0.835		0.25	0.13	mg/L		09/07/22 15:11	09/15/22 15:59	5
Chromium	0.00116	I	0.0025	0.0010	mg/L		09/07/22 15:11	09/15/22 15:59	5
Cobalt	0.00056	U	0.0025	0.00056	mg/L		09/07/22 15:11	09/15/22 15:59	5

Method: 6020 - Metals (ICP/MS) (Continued)

Lab Sample ID: MB 400-591676/1-A ^5
Matrix: Water
Analysis Batch: 592756

Client Sample ID: Method Blank
Prep Type: Total Recoverable
Prep Batch: 591676

Analyte	MB Result	MB Qualifier	PQL	MDL	Unit	D	Prepared	Analyzed	Dil Fac
Lead	0.00081	U	0.0013	0.00081	mg/L		09/07/22 15:11	09/15/22 15:59	5
Lithium	0.0049	U	0.0050	0.0049	mg/L		09/07/22 15:11	09/15/22 15:59	5
Molybdenum	0.0013	U	0.015	0.0013	mg/L		09/07/22 15:11	09/15/22 15:59	5
Selenium	0.00082	U	0.0013	0.00082	mg/L		09/07/22 15:11	09/15/22 15:59	5
Thallium	0.00046	U	0.00050	0.00046	mg/L		09/07/22 15:11	09/15/22 15:59	5

Lab Sample ID: LCS 400-591676/2-A ^5
Matrix: Water
Analysis Batch: 592429

Client Sample ID: Lab Control Sample
Prep Type: Total Recoverable
Prep Batch: 591676

Analyte	Spike Added	LCS Result	LCS Qualifier	Unit	D	%Rec	%Rec Limits
Antimony	0.0500	0.0530		mg/L		106	80 - 120
Arsenic	0.0500	0.0444		mg/L		89	80 - 120
Barium	0.0500	0.0512		mg/L		102	80 - 120
Beryllium	0.0500	0.0511		mg/L		102	80 - 120
Boron	0.100	0.0957		mg/L		96	80 - 120
Cadmium	0.0500	0.0564		mg/L		113	80 - 120
Calcium	5.00	5.46		mg/L		109	80 - 120
Chromium	0.0500	0.0490		mg/L		98	80 - 120
Cobalt	0.0500	0.0523		mg/L		105	80 - 120
Lead	0.0500	0.0518		mg/L		104	80 - 120
Lithium	0.0500	0.0520		mg/L		104	80 - 120
Molybdenum	0.0500	0.0518		mg/L		104	80 - 120
Selenium	0.0500	0.0516		mg/L		103	80 - 120
Thallium	0.0100	0.0103		mg/L		103	80 - 120

Lab Sample ID: LCS 400-591676/2-A ^5
Matrix: Water
Analysis Batch: 592624

Client Sample ID: Lab Control Sample
Prep Type: Total Recoverable
Prep Batch: 591676

Analyte	Spike Added	LCS Result	LCS Qualifier	Unit	D	%Rec	%Rec Limits
Antimony	0.0500	0.0520		mg/L		104	80 - 120
Arsenic	0.0500	0.0512		mg/L		102	80 - 120
Barium	0.0500	0.0528		mg/L		106	80 - 120
Beryllium	0.0500	0.0514		mg/L		103	80 - 120
Boron	0.100	0.0965		mg/L		97	80 - 120
Cadmium	0.0500	0.0511		mg/L		102	80 - 120
Calcium	5.00	5.52		mg/L		110	80 - 120
Chromium	0.0500	0.0525		mg/L		105	80 - 120
Cobalt	0.0500	0.0521		mg/L		104	80 - 120
Lead	0.0500	0.0512		mg/L		102	80 - 120
Lithium	0.0500	0.0499		mg/L		100	80 - 120
Molybdenum	0.0500	0.0523		mg/L		105	80 - 120
Selenium	0.0500	0.0493		mg/L		99	80 - 120
Thallium	0.0100	0.0105		mg/L		105	80 - 120

Method: 6020 - Metals (ICP/MS) (Continued)

Lab Sample ID: LCS 400-591676/2-A ^5
Matrix: Water
Analysis Batch: 592756

Client Sample ID: Lab Control Sample
Prep Type: Total Recoverable
Prep Batch: 591676

Analyte	Spike Added	LCS Result	LCS Qualifier	Unit	D	%Rec	%Rec Limits
Antimony	0.0500	0.0512		mg/L		102	80 - 120
Arsenic	0.0500	0.0529		mg/L		106	80 - 120
Barium	0.0500	0.0529		mg/L		106	80 - 120
Beryllium	0.0500	0.0500		mg/L		100	80 - 120
Boron	0.100	0.164	V J3	mg/L		164	80 - 120
Cadmium	0.0500	0.0512		mg/L		102	80 - 120
Calcium	5.00	6.12	V J3	mg/L		122	80 - 120
Chromium	0.0500	0.0532		mg/L		106	80 - 120
Cobalt	0.0500	0.0527		mg/L		105	80 - 120
Lead	0.0500	0.0517		mg/L		103	80 - 120
Lithium	0.0500	0.0500		mg/L		100	80 - 120
Molybdenum	0.0500	0.0509		mg/L		102	80 - 120
Selenium	0.0500	0.0477		mg/L		95	80 - 120
Thallium	0.0100	0.0101		mg/L		101	80 - 120

Lab Sample ID: 400-225434-C-1-B MS ^100
Matrix: Water
Analysis Batch: 592624

Client Sample ID: Matrix Spike
Prep Type: Total Recoverable
Prep Batch: 591676

Analyte	Sample Result	Sample Qualifier	Spike Added	MS Result	MS Qualifier	Unit	D	%Rec	%Rec Limits
Antimony	0.030	U	0.0500	0.0305	I J3	mg/L		61	75 - 125
Arsenic	0.024	U	0.0500	0.0545		mg/L		109	75 - 125
Barium	0.043	I	0.0500	0.102		mg/L		119	75 - 125
Beryllium	0.018	U	0.0500	0.0479	I	mg/L		96	75 - 125
Boron	7.4		0.100	8.04	J3	mg/L		616	75 - 125
Cadmium	0.013	U	0.0500	0.0460	I	mg/L		92	75 - 125
Calcium	90		5.00	94.0	J3	mg/L		71	75 - 125
Chromium	0.020	U	0.0500	0.0577		mg/L		115	75 - 125
Cobalt	0.011	U	0.0500	0.0514		mg/L		103	75 - 125
Lead	0.016	U	0.0500	0.0504		mg/L		101	75 - 125
Lithium	0.098	U	0.0500	0.098	U	mg/L		NC	75 - 125
Molybdenum	0.026	U	0.0500	0.0642	I J3	mg/L		128	75 - 125
Selenium	0.016	U	0.0500	0.016	U J3	mg/L		0	75 - 125
Thallium	0.0092	U	0.0100	0.00960	I	mg/L		96	75 - 125

Lab Sample ID: 400-225434-C-1-B MS ^5
Matrix: Water
Analysis Batch: 592429

Client Sample ID: Matrix Spike
Prep Type: Total Recoverable
Prep Batch: 591676

Analyte	Sample Result	Sample Qualifier	Spike Added	MS Result	MS Qualifier	Unit	D	%Rec	%Rec Limits
Antimony	0.0015	U	0.0500	0.0524		mg/L		105	75 - 125
Arsenic	0.0012	U	0.0500	0.0436		mg/L		87	75 - 125
Barium	0.054		0.0500	0.103		mg/L		99	75 - 125
Beryllium	0.00092	U	0.0500	0.0508		mg/L		102	75 - 125
Boron	6.6	L	0.100	6.79	L J3	mg/L		169	75 - 125
Cadmium	0.0011	I V	0.0500	0.0544		mg/L		107	75 - 125
Calcium	76	L	5.00	81.8	L	mg/L		116	75 - 125
Chromium	0.0010	U	0.0500	0.0552		mg/L		110	75 - 125
Cobalt	0.00056	U	0.0500	0.0503		mg/L		101	75 - 125

Method: 6020 - Metals (ICP/MS) (Continued)

Lab Sample ID: 400-225434-C-1-B MS ^5
Matrix: Water
Analysis Batch: 592429

Client Sample ID: Matrix Spike
Prep Type: Total Recoverable
Prep Batch: 591676

Analyte	Sample Result	Sample Qualifier	Spike Added	MS Result	MS Qualifier	Unit	D	%Rec	%Rec Limits
Lead	0.00081	U	0.0500	0.0500		mg/L		100	75 - 125
Lithium	0.0049	U	0.0500	0.0550		mg/L		110	75 - 125
Molybdenum	0.018		0.0500	0.0677		mg/L		100	75 - 125
Selenium	0.00082	U	0.0500	0.0383		mg/L		77	75 - 125
Thallium	0.00046	U	0.0100	0.00993		mg/L		99	75 - 125

Lab Sample ID: 400-225434-C-1-C MSD ^100
Matrix: Water
Analysis Batch: 592624

Client Sample ID: Matrix Spike Duplicate
Prep Type: Total Recoverable
Prep Batch: 591676

Analyte	Sample Result	Sample Qualifier	Spike Added	MSD Result	MSD Qualifier	Unit	D	%Rec	%Rec Limits	RPD	RPD Limit
Antimony	0.030	U	0.0500	0.0314	I J3	mg/L		63	75 - 125	3	20
Arsenic	0.024	U	0.0500	0.0475		mg/L		95	75 - 125	14	20
Barium	0.043	I	0.0500	0.0903		mg/L		95	75 - 125	12	20
Beryllium	0.018	U	0.0500	0.0490	I	mg/L		98	75 - 125	2	20
Boron	7.4		0.100	8.24	J3	mg/L		815	75 - 125	2	20
Cadmium	0.013	U	0.0500	0.0486	I	mg/L		97	75 - 125	5	20
Calcium	90		5.00	95.3		mg/L		99	75 - 125	1	20
Chromium	0.020	U	0.0500	0.0550		mg/L		110	75 - 125	5	20
Cobalt	0.011	U	0.0500	0.0515		mg/L		103	75 - 125	0	20
Lead	0.016	U	0.0500	0.0500		mg/L		100	75 - 125	1	20
Lithium	0.098	U	0.0500	0.098	U	mg/L		NC	75 - 125	NC	20
Molybdenum	0.026	U	0.0500	0.0690	I J3	mg/L		138	75 - 125	7	20
Selenium	0.016	U	0.0500	0.016	U J3	mg/L		0	75 - 125	NC	20
Thallium	0.0092	U	0.0100	0.0102		mg/L		102	75 - 125	6	20

Lab Sample ID: 400-225434-C-1-C MSD ^5
Matrix: Water
Analysis Batch: 592429

Client Sample ID: Matrix Spike Duplicate
Prep Type: Total Recoverable
Prep Batch: 591676

Analyte	Sample Result	Sample Qualifier	Spike Added	MSD Result	MSD Qualifier	Unit	D	%Rec	%Rec Limits	RPD	RPD Limit
Antimony	0.0015	U	0.0500	0.0520		mg/L		104	75 - 125	1	20
Arsenic	0.0012	U	0.0500	0.0583	J3	mg/L		117	75 - 125	29	20
Barium	0.054		0.0500	0.106		mg/L		104	75 - 125	2	20
Beryllium	0.00092	U	0.0500	0.0508		mg/L		102	75 - 125	0	20
Boron	6.6	L	0.100	6.91	L J3	mg/L		289	75 - 125	2	20
Cadmium	0.0011	I V	0.0500	0.0583		mg/L		115	75 - 125	7	20
Calcium	76	L	5.00	82.6	L J3	mg/L		132	75 - 125	1	20
Chromium	0.0010	U	0.0500	0.0540		mg/L		108	75 - 125	2	20
Cobalt	0.00056	U	0.0500	0.0498		mg/L		100	75 - 125	1	20
Lead	0.00081	U	0.0500	0.0516		mg/L		103	75 - 125	3	20
Lithium	0.0049	U	0.0500	0.0497		mg/L		99	75 - 125	10	20
Molybdenum	0.018		0.0500	0.0659		mg/L		96	75 - 125	3	20
Selenium	0.00082	U	0.0500	0.0360	J3	mg/L		72	75 - 125	6	20
Thallium	0.00046	U	0.0100	0.0103		mg/L		103	75 - 125	4	20

Method: 6020 - Metals (ICP/MS) (Continued)

Lab Sample ID: MB 400-591783/1-A ^5
Matrix: Water
Analysis Batch: 592756

Client Sample ID: Method Blank
Prep Type: Total Recoverable
Prep Batch: 591783

Analyte	MB Result	MB Qualifier	PQL	MDL	Unit	D	Prepared	Analyzed	Dil Fac
Antimony	0.0015	U	0.0025	0.0015	mg/L		09/08/22 11:41	09/15/22 14:07	5
Arsenic	0.0012	U	0.0013	0.0012	mg/L		09/08/22 11:41	09/15/22 14:07	5
Barium	0.00070	U	0.0025	0.00070	mg/L		09/08/22 11:41	09/15/22 14:07	5
Beryllium	0.00092	U	0.0025	0.00092	mg/L		09/08/22 11:41	09/15/22 14:07	5
Boron	0.0012	U	0.050	0.0012	mg/L		09/08/22 11:41	09/15/22 14:07	5
Cadmium	0.00065	U	0.0025	0.00065	mg/L		09/08/22 11:41	09/15/22 14:07	5
Calcium	0.13	U	0.25	0.13	mg/L		09/08/22 11:41	09/15/22 14:07	5
Chromium	0.0010	U	0.0025	0.0010	mg/L		09/08/22 11:41	09/15/22 14:07	5
Cobalt	0.00056	U	0.0025	0.00056	mg/L		09/08/22 11:41	09/15/22 14:07	5
Lead	0.00081	U	0.0013	0.00081	mg/L		09/08/22 11:41	09/15/22 14:07	5
Lithium	0.0049	U	0.0050	0.0049	mg/L		09/08/22 11:41	09/15/22 14:07	5
Molybdenum	0.0013	U	0.015	0.0013	mg/L		09/08/22 11:41	09/15/22 14:07	5
Selenium	0.00082	U	0.0013	0.00082	mg/L		09/08/22 11:41	09/15/22 14:07	5
Thallium	0.00046	U	0.00050	0.00046	mg/L		09/08/22 11:41	09/15/22 14:07	5

Lab Sample ID: MB 400-591783/1-A ^5
Matrix: Water
Analysis Batch: 592944

Client Sample ID: Method Blank
Prep Type: Total Recoverable
Prep Batch: 591783

Analyte	MB Result	MB Qualifier	PQL	MDL	Unit	D	Prepared	Analyzed	Dil Fac
Antimony	0.0015	U	0.0025	0.0015	mg/L		09/08/22 11:41	09/16/22 23:16	5
Arsenic	0.0012	U	0.0013	0.0012	mg/L		09/08/22 11:41	09/16/22 23:16	5
Barium	0.00070	U	0.0025	0.00070	mg/L		09/08/22 11:41	09/16/22 23:16	5
Beryllium	0.00092	U	0.0025	0.00092	mg/L		09/08/22 11:41	09/16/22 23:16	5
Boron	0.0012	U	0.050	0.0012	mg/L		09/08/22 11:41	09/16/22 23:16	5
Cadmium	0.00065	U	0.0025	0.00065	mg/L		09/08/22 11:41	09/16/22 23:16	5
Calcium	1.15		0.25	0.13	mg/L		09/08/22 11:41	09/16/22 23:16	5
Chromium	0.0010	U	0.0025	0.0010	mg/L		09/08/22 11:41	09/16/22 23:16	5
Cobalt	0.00056	U	0.0025	0.00056	mg/L		09/08/22 11:41	09/16/22 23:16	5
Lead	0.00081	U	0.0013	0.00081	mg/L		09/08/22 11:41	09/16/22 23:16	5
Lithium	0.0049	U	0.0050	0.0049	mg/L		09/08/22 11:41	09/16/22 23:16	5
Molybdenum	0.0013	U	0.015	0.0013	mg/L		09/08/22 11:41	09/16/22 23:16	5
Selenium	0.00082	U	0.0013	0.00082	mg/L		09/08/22 11:41	09/16/22 23:16	5
Thallium	0.00046	U	0.00050	0.00046	mg/L		09/08/22 11:41	09/16/22 23:16	5

Lab Sample ID: LCS 400-591783/2-A ^5
Matrix: Water
Analysis Batch: 592756

Client Sample ID: Lab Control Sample
Prep Type: Total Recoverable
Prep Batch: 591783

Analyte	Spike Added	LCS Result	LCS Qualifier	Unit	D	%Rec	%Rec Limits
Antimony	0.0500	0.0518		mg/L		104	80 - 120
Arsenic	0.0500	0.0505		mg/L		101	80 - 120
Barium	0.0500	0.0500		mg/L		100	80 - 120
Beryllium	0.0500	0.0493		mg/L		99	80 - 120
Boron	0.100	0.0887		mg/L		89	80 - 120
Cadmium	0.0500	0.0506		mg/L		101	80 - 120
Calcium	5.00	5.12		mg/L		102	80 - 120
Chromium	0.0500	0.0524		mg/L		105	80 - 120
Cobalt	0.0500	0.0512		mg/L		102	80 - 120

Method: 6020 - Metals (ICP/MS) (Continued)

Lab Sample ID: LCS 400-591783/2-A ^5
Matrix: Water
Analysis Batch: 592756

Client Sample ID: Lab Control Sample
Prep Type: Total Recoverable
Prep Batch: 591783

Analyte	Spike Added	LCS Result	LCS Qualifier	Unit	D	%Rec	%Rec Limits
Lead	0.0500	0.0507		mg/L		101	80 - 120
Lithium	0.0500	0.0505		mg/L		101	80 - 120
Molybdenum	0.0500	0.0501		mg/L		100	80 - 120
Selenium	0.0500	0.0504		mg/L		101	80 - 120
Thallium	0.0100	0.0102		mg/L		102	80 - 120

Lab Sample ID: LCS 400-591783/2-A ^5
Matrix: Water
Analysis Batch: 592944

Client Sample ID: Lab Control Sample
Prep Type: Total Recoverable
Prep Batch: 591783

Analyte	Spike Added	LCS Result	LCS Qualifier	Unit	D	%Rec	%Rec Limits
Antimony	0.0500	0.0533		mg/L		107	80 - 120
Arsenic	0.0500	0.0516		mg/L		103	80 - 120
Barium	0.0500	0.0517		mg/L		103	80 - 120
Beryllium	0.0500	0.0505		mg/L		101	80 - 120
Boron	0.100	0.0445	I J3	mg/L		44	80 - 120
Cadmium	0.0500	0.0533		mg/L		107	80 - 120
Calcium	5.00	6.12	V J3	mg/L		122	80 - 120
Chromium	0.0500	0.0531		mg/L		106	80 - 120
Cobalt	0.0500	0.0526		mg/L		105	80 - 120
Lead	0.0500	0.0498		mg/L		100	80 - 120
Lithium	0.0500	0.0502		mg/L		100	80 - 120
Molybdenum	0.0500	0.0516		mg/L		103	80 - 120
Selenium	0.0500	0.0581		mg/L		116	80 - 120
Thallium	0.0100	0.0102		mg/L		102	80 - 120

Lab Sample ID: 400-225433-1 MS
Matrix: Water
Analysis Batch: 592756

Client Sample ID: MW-06
Prep Type: Total Recoverable
Prep Batch: 591783

Analyte	Sample Result	Sample Qualifier	Spike Added	MS Result	MS Qualifier	Unit	D	%Rec	%Rec Limits
Antimony	0.0015	U	0.0500	0.0538		mg/L		108	75 - 125
Arsenic	0.0012	U	0.0500	0.0523		mg/L		105	75 - 125
Barium	0.065		0.0500	0.119		mg/L		108	75 - 125
Beryllium	0.00098	I	0.0500	0.0508		mg/L		100	75 - 125
Boron	8.5		0.100	8.51	J3	mg/L		32	75 - 125
Cadmium	0.00065	U	0.0500	0.0521		mg/L		104	75 - 125
Calcium	230		5.00	231		mg/L		78	75 - 125
Chromium	0.0019	I	0.0500	0.0525		mg/L		101	75 - 125
Cobalt	0.00056	U	0.0500	0.0498		mg/L		100	75 - 125
Lead	0.00081	U	0.0500	0.0506		mg/L		101	75 - 125
Lithium	0.017		0.0500	0.0668		mg/L		99	75 - 125
Molybdenum	0.0013	U	0.0500	0.0538		mg/L		108	75 - 125
Selenium	0.00082	U	0.0500	0.0499		mg/L		100	75 - 125
Thallium	0.00046	U	0.0100	0.0102		mg/L		102	75 - 125

Method: 6020 - Metals (ICP/MS) (Continued)

Lab Sample ID: 400-225433-1 MSD
Matrix: Water
Analysis Batch: 592756

Client Sample ID: MW-06
Prep Type: Total Recoverable
Prep Batch: 591783

Analyte	Sample Result	Sample Qualifier	Spike Added	MSD Result	MSD Qualifier	Unit	D	%Rec	%Rec Limits	RPD	RPD Limit
Antimony	0.0015	U	0.0500	0.0549		mg/L		110	75 - 125	2	20
Arsenic	0.0012	U	0.0500	0.0519		mg/L		104	75 - 125	1	20
Barium	0.065		0.0500	0.118		mg/L		106	75 - 125	1	20
Beryllium	0.00098	I	0.0500	0.0499		mg/L		98	75 - 125	2	20
Boron	8.5		0.100	8.60		mg/L		117	75 - 125	1	20
Cadmium	0.00065	U	0.0500	0.0513		mg/L		103	75 - 125	2	20
Calcium	230		5.00	234	J3	mg/L		140	75 - 125	1	20
Chromium	0.0019	I	0.0500	0.0522		mg/L		101	75 - 125	0	20
Cobalt	0.00056	U	0.0500	0.0498		mg/L		100	75 - 125	0	20
Lead	0.00081	U	0.0500	0.0506		mg/L		101	75 - 125	0	20
Lithium	0.017		0.0500	0.0683		mg/L		103	75 - 125	2	20
Molybdenum	0.0013	U	0.0500	0.0515		mg/L		103	75 - 125	4	20
Selenium	0.00082	U	0.0500	0.0475		mg/L		95	75 - 125	5	20
Thallium	0.00046	U	0.0100	0.0103		mg/L		103	75 - 125	0	20

Method: 7470A - Mercury (CVAA)

Lab Sample ID: MB 400-592937/14-A
Matrix: Water
Analysis Batch: 593446

Client Sample ID: Method Blank
Prep Type: Total/NA
Prep Batch: 592937

Analyte	MB Result	MB Qualifier	PQL	MDL	Unit	D	Prepared	Analyzed	Dil Fac
Mercury	0.00015	U	0.00020	0.00015	mg/L		09/19/22 08:00	09/21/22 11:36	1

Lab Sample ID: LCS 400-592937/15-A
Matrix: Water
Analysis Batch: 593446

Client Sample ID: Lab Control Sample
Prep Type: Total/NA
Prep Batch: 592937

Analyte	Spike Added	LCS Result	LCS Qualifier	Unit	D	%Rec	%Rec Limits
Mercury	0.00101	0.00104		mg/L		103	80 - 120

Lab Sample ID: 400-225433-2 MS
Matrix: Water
Analysis Batch: 593446

Client Sample ID: MW-08R
Prep Type: Total/NA
Prep Batch: 592937

Analyte	Sample Result	Sample Qualifier	Spike Added	MS Result	MS Qualifier	Unit	D	%Rec	%Rec Limits
Mercury	0.00015	U	0.00201	0.00207		mg/L		103	80 - 120

Lab Sample ID: 400-225433-2 MSD
Matrix: Water
Analysis Batch: 593446

Client Sample ID: MW-08R
Prep Type: Total/NA
Prep Batch: 592937

Analyte	Sample Result	Sample Qualifier	Spike Added	MSD Result	MSD Qualifier	Unit	D	%Rec	%Rec Limits	RPD	RPD Limit
Mercury	0.00015	U	0.00201	0.00198		mg/L		98	80 - 120	5	20

Method: 7470A - Mercury (CVAA) (Continued)

Lab Sample ID: MB 400-592939/14-A
Matrix: Water
Analysis Batch: 593446

Client Sample ID: Method Blank
Prep Type: Total/NA
Prep Batch: 592939

Analyte	MB Result	MB Qualifier	PQL	MDL	Unit	D	Prepared	Analyzed	Dil Fac
Mercury	0.00015	U	0.00020	0.00015	mg/L		09/19/22 08:00	09/21/22 13:04	1

Lab Sample ID: LCS 400-592939/15-A
Matrix: Water
Analysis Batch: 593446

Client Sample ID: Lab Control Sample
Prep Type: Total/NA
Prep Batch: 592939

Analyte	Spike Added	LCS Result	LCS Qualifier	Unit	D	%Rec	%Rec Limits
Mercury	0.00101	0.00112		mg/L		111	80 - 120

Lab Sample ID: 400-225342-A-11-E MS
Matrix: Water
Analysis Batch: 593446

Client Sample ID: Matrix Spike
Prep Type: Total/NA
Prep Batch: 592939

Analyte	Sample Result	Sample Qualifier	Spike Added	MS Result	MS Qualifier	Unit	D	%Rec	%Rec Limits
Mercury	0.00015	U	0.00201	0.00199		mg/L		99	80 - 120

Lab Sample ID: 400-225342-A-11-F MSD
Matrix: Water
Analysis Batch: 593446

Client Sample ID: Matrix Spike Duplicate
Prep Type: Total/NA
Prep Batch: 592939

Analyte	Sample Result	Sample Qualifier	Spike Added	MSD Result	MSD Qualifier	Unit	D	%Rec	%Rec Limits	RPD	RPD Limit
Mercury	0.00015	U	0.00201	0.00218		mg/L		108	80 - 120	9	20

Method: SM 2540C - Solids, Total Dissolved (TDS)

Lab Sample ID: MB 400-591489/1
Matrix: Water
Analysis Batch: 591489

Client Sample ID: Method Blank
Prep Type: Total/NA

Analyte	MB Result	MB Qualifier	PQL	MDL	Unit	D	Prepared	Analyzed	Dil Fac
Total Dissolved Solids	5.0	U	5.0	5.0	mg/L			09/06/22 13:47	1

Lab Sample ID: LCS 400-591489/2
Matrix: Water
Analysis Batch: 591489

Client Sample ID: Lab Control Sample
Prep Type: Total/NA

Analyte	Spike Added	LCS Result	LCS Qualifier	Unit	D	%Rec	%Rec Limits
Total Dissolved Solids	293	244		mg/L		83	78 - 122

Lab Sample ID: 400-225435-B-2 DU
Matrix: Water
Analysis Batch: 591489

Client Sample ID: Duplicate
Prep Type: Total/NA

Analyte	Sample Result	Sample Qualifier	DU Result	DU Qualifier	Unit	D	RPD	RPD Limit
Total Dissolved Solids	56		74.0	J3	mg/L		28	5

Method: SM 2540C - Solids, Total Dissolved (TDS) (Continued)

Lab Sample ID: MB 400-591502/1
Matrix: Water
Analysis Batch: 591502

Client Sample ID: Method Blank
Prep Type: Total/NA

Analyte	MB Result	MB Qualifier	PQL	MDL	Unit	D	Prepared	Analyzed	Dil Fac
Total Dissolved Solids	5.0	U	5.0	5.0	mg/L			09/06/22 14:01	1

Lab Sample ID: LCS 400-591502/2
Matrix: Water
Analysis Batch: 591502

Client Sample ID: Lab Control Sample
Prep Type: Total/NA

Analyte	Spike Added	LCS Result	LCS Qualifier	Unit	D	%Rec	%Rec Limits
Total Dissolved Solids	293	256		mg/L		87	78 - 122

Lab Sample ID: 400-225433-7 DU
Matrix: Water
Analysis Batch: 591502

Client Sample ID: MW-14R
Prep Type: Total/NA

Analyte	Sample Result	Sample Qualifier	DU Result	DU Qualifier	Unit	D	RPD	RPD Limit
Total Dissolved Solids	660		688		mg/L		4	5

Lab Sample ID: MB 400-592212/1
Matrix: Water
Analysis Batch: 592212

Client Sample ID: Method Blank
Prep Type: Total/NA

Analyte	MB Result	MB Qualifier	PQL	MDL	Unit	D	Prepared	Analyzed	Dil Fac
Total Dissolved Solids	5.0	U	5.0	5.0	mg/L			09/12/22 14:47	1

Lab Sample ID: LCS 400-592212/2
Matrix: Water
Analysis Batch: 592212

Client Sample ID: Lab Control Sample
Prep Type: Total/NA

Analyte	Spike Added	LCS Result	LCS Qualifier	Unit	D	%Rec	%Rec Limits
Total Dissolved Solids	293	278		mg/L		95	78 - 122

Lab Sample ID: 400-225433-14 DU
Matrix: Water
Analysis Batch: 592212

Client Sample ID: DUP-03
Prep Type: Total/NA

Analyte	Sample Result	Sample Qualifier	DU Result	DU Qualifier	Unit	D	RPD	RPD Limit
Total Dissolved Solids	43000	L	42900	L	mg/L		0.2	5

Method: SM 4500 Cl- E - Chloride, Total

Lab Sample ID: MB 400-592088/13
Matrix: Water
Analysis Batch: 592088

Client Sample ID: Method Blank
Prep Type: Total/NA

Analyte	MB Result	MB Qualifier	PQL	MDL	Unit	D	Prepared	Analyzed	Dil Fac
Chloride	1.4	U	2.0	1.4	mg/L			09/10/22 23:17	1

Method: SM 4500 Cl- E - Chloride, Total (Continued)

Lab Sample ID: LCS 400-592088/14
Matrix: Water
Analysis Batch: 592088

Client Sample ID: Lab Control Sample
Prep Type: Total/NA

Analyte			Spike Added	LCS Result	LCS Qualifier	Unit	D	%Rec	%Rec Limits		
Chloride			50.0	49.4		mg/L		99	90 - 110		

Lab Sample ID: MRL 400-592088/15
Matrix: Water
Analysis Batch: 592088

Client Sample ID: Lab Control Sample
Prep Type: Total/NA

Analyte			Spike Added	MRL Result	MRL Qualifier	Unit	D	%Rec	%Rec Limits		
Chloride			2.00	1.75	I	mg/L		87	50 - 150		

Lab Sample ID: 400-225499-C-2 MS
Matrix: Water
Analysis Batch: 592088

Client Sample ID: Matrix Spike
Prep Type: Total/NA

Analyte	Sample Result	Sample Qualifier	Spike Added	MS Result	MS Qualifier	Unit	D	%Rec	%Rec Limits		
Chloride	8.7		10.0	18.1		mg/L		94	73 - 120		

Lab Sample ID: 400-225499-C-2 MSD
Matrix: Water
Analysis Batch: 592088

Client Sample ID: Matrix Spike Duplicate
Prep Type: Total/NA

Analyte	Sample Result	Sample Qualifier	Spike Added	MSD Result	MSD Qualifier	Unit	D	%Rec	%Rec Limits	RPD	RPD Limit
Chloride	8.7		10.0	18.3		mg/L		97	73 - 120	1	8

Lab Sample ID: MB 400-592118/13
Matrix: Water
Analysis Batch: 592118

Client Sample ID: Method Blank
Prep Type: Total/NA

Analyte	MB Result	MB Qualifier	PQL	MDL	Unit	D	Prepared	Analyzed	Dil Fac
Chloride	1.4	U	2.0	1.4	mg/L			09/11/22 22:59	1

Lab Sample ID: LCS 400-592118/14
Matrix: Water
Analysis Batch: 592118

Client Sample ID: Lab Control Sample
Prep Type: Total/NA

Analyte			Spike Added	LCS Result	LCS Qualifier	Unit	D	%Rec	%Rec Limits		
Chloride			50.0	48.3		mg/L		97	90 - 110		

Lab Sample ID: MRL 400-592118/15
Matrix: Water
Analysis Batch: 592118

Client Sample ID: Lab Control Sample
Prep Type: Total/NA

Analyte			Spike Added	MRL Result	MRL Qualifier	Unit	D	%Rec	%Rec Limits		
Chloride			2.00	1.56	I	mg/L		78	50 - 150		

Lab Sample ID: 400-225660-A-2 MS
Matrix: Water
Analysis Batch: 592118

Client Sample ID: Matrix Spike
Prep Type: Total/NA

Analyte	Sample Result	Sample Qualifier	Spike Added	MS Result	MS Qualifier	Unit	D	%Rec	%Rec Limits		
Chloride	2.9		10.0	11.9		mg/L		90	73 - 120		

Method: SM 4500 Cl- E - Chloride, Total

Lab Sample ID: 400-225660-A-2 MSD
Matrix: Water
Analysis Batch: 592118

Client Sample ID: Matrix Spike Duplicate
Prep Type: Total/NA

Analyte	Sample Result	Sample Qualifier	Spike Added	MSD Result	MSD Qualifier	Unit	D	%Rec	%Rec Limits	RPD	RPD Limit
Chloride	2.9		10.0	12.1		mg/L		92	73 - 120	2	8

Method: SM 4500 SO4 E - Sulfate, Total

Lab Sample ID: MB 400-592115/12
Matrix: Water
Analysis Batch: 592115

Client Sample ID: Method Blank
Prep Type: Total/NA

Analyte	MB Result	MB Qualifier	PQL	MDL	Unit	D	Prepared	Analyzed	Dil Fac
Sulfate	1.4	U	5.0	1.4	mg/L			09/11/22 19:52	1

Lab Sample ID: LCS 400-592115/13
Matrix: Water
Analysis Batch: 592115

Client Sample ID: Lab Control Sample
Prep Type: Total/NA

Analyte	Spike Added	LCS Result	LCS Qualifier	Unit	D	%Rec	%Rec Limits
Sulfate	15.0	14.6		mg/L		98	90 - 110

Lab Sample ID: MRL 400-592115/14
Matrix: Water
Analysis Batch: 592115

Client Sample ID: Lab Control Sample
Prep Type: Total/NA

Analyte	Spike Added	MRL Result	MRL Qualifier	Unit	D	%Rec	%Rec Limits
Sulfate	5.00	4.25	I	mg/L		85	50 - 150

Lab Sample ID: 400-225434-B-1 MS
Matrix: Water
Analysis Batch: 592115

Client Sample ID: Matrix Spike
Prep Type: Total/NA

Analyte	Sample Result	Sample Qualifier	Spike Added	MS Result	MS Qualifier	Unit	D	%Rec	%Rec Limits
Sulfate	170		50.0	184	J3	mg/L		21	77 - 128

Lab Sample ID: 400-225434-B-1 MSD
Matrix: Water
Analysis Batch: 592115

Client Sample ID: Matrix Spike Duplicate
Prep Type: Total/NA

Analyte	Sample Result	Sample Qualifier	Spike Added	MSD Result	MSD Qualifier	Unit	D	%Rec	%Rec Limits	RPD	RPD Limit
Sulfate	170		50.0	180	J3	mg/L		13	77 - 128	2	5

Lab Sample ID: 400-225435-B-2 MS
Matrix: Water
Analysis Batch: 592115

Client Sample ID: Matrix Spike
Prep Type: Total/NA

Analyte	Sample Result	Sample Qualifier	Spike Added	MS Result	MS Qualifier	Unit	D	%Rec	%Rec Limits
Sulfate	1.4	I	10.0	9.20		mg/L		78	77 - 128

Method: SM 4500 SO4 E - Sulfate, Total (Continued)

Lab Sample ID: 400-225435-B-2 MSD
Matrix: Water
Analysis Batch: 592115

Client Sample ID: Matrix Spike Duplicate
Prep Type: Total/NA

Analyte	Sample Result	Sample Qualifier	Spike Added	MSD Result	MSD Qualifier	Unit	D	%Rec	%Rec Limits	RPD	RPD Limit
Sulfate	1.4	I	10.0	9.36		mg/L		79	77 - 128	2	5

Lab Sample ID: MB 400-592119/12
Matrix: Water
Analysis Batch: 592119

Client Sample ID: Method Blank
Prep Type: Total/NA

Analyte	MB Result	MB Qualifier	PQL	MDL	Unit	D	Prepared	Analyzed	Dil Fac
Sulfate	1.4	U	5.0	1.4	mg/L			09/11/22 23:25	1

Lab Sample ID: LCS 400-592119/13
Matrix: Water
Analysis Batch: 592119

Client Sample ID: Lab Control Sample
Prep Type: Total/NA

Analyte	Spike Added	LCS Result	LCS Qualifier	Unit	D	%Rec	%Rec Limits
Sulfate	15.0	14.8		mg/L		99	90 - 110

Lab Sample ID: MRL 400-592119/14
Matrix: Water
Analysis Batch: 592119

Client Sample ID: Lab Control Sample
Prep Type: Total/NA

Analyte	Spike Added	MRL Result	MRL Qualifier	Unit	D	%Rec	%Rec Limits
Sulfate	5.00	4.40	I	mg/L		88	50 - 150

Lab Sample ID: 400-225667-A-9 MS
Matrix: Water
Analysis Batch: 592119

Client Sample ID: Matrix Spike
Prep Type: Total/NA

Analyte	Sample Result	Sample Qualifier	Spike Added	MS Result	MS Qualifier	Unit	D	%Rec	%Rec Limits
Sulfate	1.4	U	10.0	8.86		mg/L		89	77 - 128

Lab Sample ID: 400-225667-A-9 MSD
Matrix: Water
Analysis Batch: 592119

Client Sample ID: Matrix Spike Duplicate
Prep Type: Total/NA

Analyte	Sample Result	Sample Qualifier	Spike Added	MSD Result	MSD Qualifier	Unit	D	%Rec	%Rec Limits	RPD	RPD Limit
Sulfate	1.4	U	10.0	9.20		mg/L		92	77 - 128	4	5

Eurofins Pensacola
3355 McLemore Drive
Pensacola, FL 32514
Phone: 850-474-1001 Fax: 850-478-2671

Chain of Custody Record

eurofins Environment Testing America

Client Information	Sampler: Rick Hagendorfer / Trevor Braddock	Lab PM: Whitmire, Cheyenne R	Carrier Tracking No(s):	COC No: 400-113781-29464.1
Client Contact: Barry Evans	Phone: 850-336-0192	E-Mail: Cheyenne.Whitmire@et.eurofinsus.com	State of Origin:	Page: Page 1 of 2
Company: Florida Power and Light	PWSID:			Job #:
Address: BIN 731 One Energy Place	Due Date Requested:			
City: Pensacola	TAT Requested (days):			
State, Zip: FL, 32520	Compliance Project: Δ Yes Δ No			
Phone: 850-444-6427(Tel)	PO #: 2000403482			
Email: Barry.Evans@nexteraenergy.com	WO #: 3000004117			
Project Name: CCR Smith Plant	Project #: 40006609			
Site: Florida	SSOW#:			

Analysis Requested

Preservation Codes:
A - HCL, B - NaOH, C - Zn Acetate, D - Nitric Acid, E - NaHSO4, F - MeOH, G - Amchlor, H - Ascorbic Acid, I - Ice, J - DI Water, K - EDTA, L - EDA, M - Hexane, N - None, O - AsNaO2, P - Na2O4S, Q - Na2SO3, R - Na2S2O3, S - H2SO4, T - TSP Dodecahydrate, U - Acetone, V - MCAA, W - pH 4-5, Y - Trizma, Z - other (specify)
Other:

400-225433 COC

Sample Identification	Sample Date	Sample Time	Sample Type (C=Comp, G=grab)	Matrix (W=water, S=solid, O=waste/oil, BT=Tissue, A=Air)	Field Filtered Sample (Yes or No)	Perform MS/MSD (Yes or No)	4500_F_C - Fluoride	6020, 7470A	2540C - TDS	SM4500_SO4_E - Sulfate	9315_Ra226, 9320_Ra228, Ra226Ra228_GFPC	SM4500_Cl_E - Chloride	FieldSampling - Field Sampling Parameters	6020, 7470A Field Filtered	Total Number of containers	Special Instructions/Note:
			Preservation Code:				N	D	N	N	D	N	N			
MW-06	9-2-22	0844	G	Water	No		X	X	X	X	X	X	X		3	
MW-08R	9-2-22	1458	G	Water	No		X	X	X	X	X	X	X	X	4	
MW-10R	9-2-22	1540	G	Water	No		X	X	X	X	X	X	X	X	4	
MW-13R	9-2-22	1226	G	Water	No		X	X	X	X	X	X	X	X	4	
MW-07	9-2-22	1045	G	Water	No		X	X	X	X	X	X	X		3	
~~MW-09R~~ RDH 9-3 22				Water												
MW-11R	9-2-22	1245	G	Water	No		X	X	X	X	X	X	X	X	4	
MW-14R	9-2-22	1127	G	Water	No		X	X	X	X	X	X	X		3	
DUP-02	9-2-22	0945	G	Water	No		X	X	X	X	X	X	X		3	
FB-01	9-2-22	0812	G	Water	No		X	X	X	X	X	X			3	
EB-01	9-2-22	0911	G	Water	No		X	X	X	X	X	X			3	

Possible Hazard Identification
☐ Non-Hazard ☐ Flammable ☐ Skin Irritant ☐ Poison B ☐ Unknown ☐ Radiological

Sample Disposal (A fee may be assessed if samples are retained longer than 1 month)
☐ Return To Client ☐ Disposal By Lab ☐ Archive For _____ Months

Deliverable Requested: I, II, III, IV, Other (specify)

Special Instructions/QC Requirements:

Empty Kit Relinquished by:	Date:	Time:	Method of Shipment:

	Relinquished by:	Date/Time:	Company	Received by:	Date/Time:	Company
1	[signature]	9-3-22 0915	RDH ENV.	Kenneth Hagendorfer	9-3-22 0915	RDH ENV.
2	Kenneth Hagendorfer	9-3-22 1630	RDH ENV.		9/3/22 1030	EE15
3	Relinquished by:	Date/Time:	Company	Received by:	Date/Time:	Company

Custody Seals Intact: Δ Yes Δ No | Custody Seal No.:

Cooler Temperature(s) °C and Other Remarks: 0.0C 2.7. 4.4°C 2R

Ver: 06/08/2021

Eurofins Pensacola
3355 McLemore Drive
Pensacola, FL 32514
Phone: 850-474-1001 Fax: 850-478-2671

Chain of Custody Record

eurofins Environment Testing America

Client Information	Sampler: Rick Hagendorfer / Trevor Braddock	Lab PM: Whitmire, Cheyenne R	Carrier Tracking No(s):	COC No: 400-113781-29464.2
Client Contact: Barry Evans	Phone: 850-336-0192	E-Mail: Cheyenne.Whitmire@et.eurofinsus.com	State of Origin:	Page: Page 2 of 2
Company: Florida Power and Light	PWSID:			Job #:
Address: BIN 731 One Energy Place	Due Date Requested:			
City: Pensacola	TAT Requested (days):			
State, Zip: FL, 32520	Compliance Project: Δ Yes Δ No			
Phone: 850-444-6427(Tel)	PO #: 2000403482			
Email: Barry.Evans@nexteraenergy.com	WO #: 3000004117			
Project Name: CCR Smith Plant	Project #: 40006609			
Site: Florida	SSOW#:			

Analysis Requested

Preservation Codes:

A - HCL
B - NaOH
C - Zn Acetate
D - Nitric Acid
E - NaHSO4
F - MeOH
G - Amchlor
H - Ascorbic Acid
I - Ice
J - DI Water
K - EDTA
L - EDA
M - Hexane
N - None
O - AsNaO2
P - Na2O4S
Q - Na2SO3
R - Na2S2O3
S - H2SO4
T - TSP Dodecahydrate
U - Acetone
V - MCAA
W - pH 4-5
Y - Trizma
Z - other (specify)

Other:

Sample Identification	Sample Date	Sample Time	Sample Type (C=comp, G=grab)	Matrix (W=water, S=solid, O=waste/oil, BT=Tissue, A=Air)	Field Filtered Sample (Yes or No)	Perform MS/MSD (Yes or No)	4500_F_C - Fluoride	6020, 7470A	2540C - TDS	SM4500_SO4_E - Sulfate	9315_Ra226, 9320_Ra228, Ra226Ra228_GFPC	SM4500_Cl_E - Chloride	FieldSampling - Field Sampling Parameters	Total Number of containers	Special Instructions/Note:
			Preservation Code:				N	D	N	N	D	N	N		
FB-02	9-2-22	1426	G	Water	No		X	X	X	X	X	X		3	
EB-02	9-2-22	1356	G	water	No		X	X	X	X	X	X		3	

Possible Hazard Identification
☐ Non-Hazard ☐ Flammable ☐ Skin Irritant ☐ Poison B ☐ Unknown ☐ Radiological

Sample Disposal (A fee may be assessed if samples are retained longer than 1 month)
☐ Return To Client ☐ Disposal By Lab ☐ Archive For _____ Months

Deliverable Requested: I, II, III, IV, Other (specify)

Special Instructions/QC Requirements:

Empty Kit Relinquished by:	Date:	Time:	Method of Shipment:

	Relinquished by:	Date/Time:	Company	Received by:	Date/Time:	Company
1		9-2-22 0915	RDH ENV	Perceton Hagendorfer	9-3-22 0915	RDH ENV
2	Perceton Hagendorfer	9-3-22 1030	RDH Env.		9/3/22 1030	EE15
3						

Custody Seals Intact: Δ Yes Δ No

Custody Seal No.:

Cooler Temperature(s) °C and Other Remarks: 4.9 0.0°C 2.1°C IR

Ver: 06/08/2021

Eurofins Pensacola
3355 McLemore Drive
Pensacola, FL 32514
Phone: 850-474-1001 Fax: 850-478-2671

Chain of Custody Record

eurofins Environment Testing America

Client Information	Sampler: Trevor Braddock	Lab PM: Whitmire, Cheyenne R	Carrier Tracking No(s):	COC No: 400-113781-29464.1
Client Contact: Barry Evans	Phone: 850 336-0192	E-Mail: Cheyenne.Whitmire@et.eurofinsus.com	State of Origin:	Page: Page 1 of ~~2~~ RDH 9-7-22 1
Company: Florida Power and Light	PWSID:			Job #:
Address: BIN 731 One Energy Place	Due Date Requested:			
City: Pensacola	TAT Requested (days):			
State, Zip: FL, 32520	Compliance Project: Δ Yes Δ No			
Phone: 850-444-6427(Tel)	PO #: 2000403482			
Email: Barry.Evans@nexteraenergy.com	WO #: 3000004117			
Project Name: CCR Smith Plant	Project #: 40006609			
Site: Florida	SSOW#:			

Analysis Requested

Preservation Codes:
A - HCL
B - NaOH
C - Zn Acetate
D - Nitric Acid
E - NaHSO4
F - MeOH
G - Amchlor
H - Ascorbic Acid
I - Ice
J - DI Water
K - EDTA
L - EDA
M - Hexane
N - None
O - AsNaO2
P - Na2O4S
Q - Na2SO3
R - Na2S2O3
S - H2SO4
T - TSP Dodecahydrate
U - Acetone
V - MCAA
W - pH 4-5
Y - Trizma
Z - other (specify)
Other:

Sample Identification	Sample Date	Sample Time	Sample Type (C=comp, G=grab)	Matrix (W=water, S=solid, O=waste/oil, BT=Tissue, A=Air)	Field Filtered Sample (Yes or No)	Perform MS/MSD (Yes or No)	4500_F_C - Fluoride	6020, 7470A	2540C - TDS	SM4500_SO4_E - Sulfate	9315_Ra226, 9320_Ra228, Ra226Ra228_GFPC	SM4500_Cl_E - Chloride	FieldSampling - Field Sampling Parameters	Total Number of containers	Special Instructions/Note:
			Preservation Code:		X	X	N	D	N	N	D	N	N	X	
~~MW-06~~ RDH 9-7-22				Water											
~~MW-08R~~ RDH 9-7-22				Water											
~~MW-10R~~ RDH 9-7-22				Water											
~~MW-13R~~ RDH 9-7-22				Water											
~~MW-07~~ RDH 9-7-22				Water											
MW-09R	9-6-22	1059	G	Water			X	X	X	X	X	X	X	3	
~~MW-11R~~ RDH 9-7-22				Water											
~~MW-14R~~ RDH 9-7-22				Water											
DUP-03	9-6-22	0959	G	Water			X	X	X	X	X	X		3	
				Water											
				Water											

400-225433 COC

Possible Hazard Identification
☐ *Non-Hazard* ☐ *Flammable* ☐ *Skin Irritant* ☐ *Poison B* ☐ *Unknown* ☐ *Radiological*

Sample Disposal (A fee may be assessed if samples are retained longer than 1 month)
☐ *Return To Client* ☐ *Disposal By Lab* ☐ *Archive For _____ Months*

Deliverable Requested: I, II, III, IV, Other (specify)

Special Instructions/QC Requirements:

Empty Kit Relinquished by:	Date:	Time:	Method of Shipment:

Relinquished by:	Date/Time:	Company	Received by:	Date/Time:	Company
[signature]	9-7-22 0740	RDH ENV	[signature]	9-7-22 0740	RDH ENV.
[signature]	9-7-22 1023	RDH ENV	[signature]	9/7/22 1023	E ETS

Custody Seals Intact: Δ Yes Δ No	Custody Seal No.:	Cooler Temperature(s) °C and Other Remarks: 0.0°C IR9

Ver: 06/08/2021

Login Sample Receipt Checklist

Client: Florida Power and Light

Job Number: 400-225433-1
SDG Number: Downgradient

Login Number: 225433
List Number: 1
Creator: Perez, Trina M

List Source: Eurofins Pensacola

Question	Answer	Comment
Radioactivity wasn't checked or is </= background as measured by a survey meter.	N/A	
The cooler's custody seal, if present, is intact.	N/A	
Sample custody seals, if present, are intact.	N/A	
The cooler or samples do not appear to have been compromised or tampered with.	True	
Samples were received on ice.	True	
Cooler Temperature is acceptable.	True	
Cooler Temperature is recorded.	True	0.0°C, 2.7°C, 4.4°C IR-9
COC is present.	True	
COC is filled out in ink and legible.	True	
COC is filled out with all pertinent information.	True	
Is the Field Sampler's name present on COC?	True	
There are no discrepancies between the containers received and the COC.	True	
Samples are received within Holding Time (excluding tests with immediate HTs)	True	
Sample containers have legible labels.	True	
Containers are not broken or leaking.	True	
Sample collection date/times are provided.	True	
Appropriate sample containers are used.	True	
Sample bottles are completely filled.	True	
Sample Preservation Verified.	True	
There is sufficient vol. for all requested analyses, incl. any requested MS/MSDs	True	
Containers requiring zero headspace have no headspace or bubble is <6mm (1/4").	N/A	
Multiphasic samples are not present.	True	
Samples do not require splitting or compositing.	True	
Residual Chlorine Checked.	N/A	

Accreditation/Certification Summary

Client: Florida Power and Light
Project/Site: CCR Smith Plant

Job ID: 400-225433-1
SDG: Downgradient

Laboratory: Eurofins Pensacola

All accreditations/certifications held by this laboratory are listed. Not all accreditations/certifications are applicable to this report.

Authority	Program	Identification Number	Expiration Date
Alabama	State	40150	06-30-23
ANAB	ISO/IEC 17025	L2471	02-23-23
Arkansas DEQ	State	88-0689	09-01-23
California	State	2510	06-30-23
Florida	NELAP	E81010	06-30-23
Georgia	State	E81010(FL)	06-30-23
Illinois	NELAP	200041	10-09-23
Kansas	NELAP	E-10253	10-31-23
Kentucky (UST)	State	53	06-30-23
Kentucky (WW)	State	KY98030	12-31-22
Louisiana (All)	NELAP	30976	06-30-23
Louisiana (DW)	State	LA017	12-31-22
Maryland	State	233	09-30-23
Michigan	State	9912	06-30-23
North Carolina (WW/SW)	State	314	12-31-22
Oklahoma	NELAP	9810	08-31-23
Pennsylvania	NELAP	68-00467	01-31-23
South Carolina	State	96026	06-30-23
Tennessee	State	TN02907	06-30-23
Texas	NELAP	T104704286	09-30-23
US Fish & Wildlife	US Federal Programs	A22340	06-30-23
USDA	US Federal Programs	P330-21-00056	05-17-24
Virginia	NELAP	460166	06-14-23
West Virginia DEP	State	136	03-31-23

eurofins | Environment Testing

ANALYTICAL REPORT

PREPARED FOR

Attn: Barry Evans
Florida Power and Light
BIN 731
One Energy Place
Pensacola, Florida 32520

Generated 3/2/2023 5:12:09 PM Revision 4

JOB DESCRIPTION

CCR Smith Plant
SDG NUMBER Delineation Sampling Event

JOB NUMBER

400-225434-1

Eurofins Pensacola
3355 McLemore Drive
Pensacola FL 32514

See page two for job notes and contact information.

myEOL

Job Notes

The test results in this report meet all NELAP requirements for accredited parameters, unless otherwise noted, and relate only to the referenced samples. Pursuant to NELAP, this report may not be reproduced, except in full, without written approval from the laboratory. For questions please contact the Project Manager at the e-mail address listed on this page, or the telephone number at the bottom of the page. Eurofins TestAmerica Pensacola Certifications and Approvals: Alabama (40150), Arizona (AZ0710), Arkansas (88-0689), Florida (E81010), Illinois (200041), Iowa (367), Kansas (E-10253), Kentucky UST (53), Louisiana (30748), Maryland (233), Massachusetts (M-FL094), Michigan (9912), New Hampshire (250510), New Jersey (FL006), North Carolina (314), Oklahoma (9810), Pennsylvania (68-00467), Rhode Island (LAO00307), South Carolina (96026), Tennessee (TN02907), Texas (T104704286-10-2), Virginia (00008), Washington (C2043), West Virginia (136), USDA Foreign Soil Permit (P330-08-00006).

The test results in this report relate only to the samples as received by the laboratory and will meet all requirements of the methodology, with any exceptions noted. This report shall not be reproduced except in full, without the express written approval of the laboratory. All questions should be directed to the Eurofins Environment Testing Southeast, LLC Project Manager.

Authorization



Generated
3/2/2023 5:12:09 PM
Revision 4

Authorized for release by
Cheyenne Whitmire, Project Manager II
Cheyenne.Whitmire@et.eurofinsus.com
(850)471-6222

Table of Contents

Cover Page 1
Table of Contents 3
Case Narrative 4
Detection Summary 6
Method Summary 7
Sample Summary 8
Client Sample Results 9
Definitions 11
Chronicle 12
QC Association 13
QC Sample Results 16
Chain of Custody 26
Receipt Checklists 28
Certification Summary 29

Job ID: 400-225434-1

Laboratory: Eurofins Pensacola

Narrative

Job Narrative
400-225434-1

Comments
Due to supply chain issues, Fluoride had to be run by method 300 instead of 4500. This may cause a deviation from the historic results.

Receipt
The samples were received on 9/3/2022 10:30 AM. Unless otherwise noted below, the samples arrived in good condition, and where required, properly preserved and on ice. The temperatures of the 2 coolers at receipt time were 0.0º C and 4.4º C.

HPLC/IC
Method 300.0: The following sample was diluted due to the abundance of non-target analytes: MWI-12A (400-225434-1). Elevated reporting limits (RLs) are provided.

Method 300.0: The continuing calibration verification (CCV) associated with batch 400-591772 recovered above the upper control limit for Fluoride. The samples associated with this CCV were non-detects for the affected analytes; therefore, the data have been reported.

Method 300.0: The laboratory control sample (LCS) and / or laboratory control sample duplicate (LCSD) for analytical batch 400-591772 recovered outside control limits for the following analytes: Fluoride. These analytes were biased high in the LCS and were not detected in the associated samples; therefore, the data have been reported.

Metals
Method 6020: The matrix spike duplicate (MSD) recoveries for preparation batch 400-591676 and analytical batch 400-592429 were outside control limits. Non-homogeneity is suspected because the associated laboratory control sample (LCS) recovery was within acceptance limits.

Method 6020: The serial dilution performed for the following sample associated with batch 400-592429 was outside control limits: (400-225434-C-1-A SD ^25). Boron exceeded the 10% difference limit for the serial dilution at 14%. The result for this compound exceeds the calibration range and is considered estimated.

Method 6020: The samples are unable to be ran at a lower dilution due to high concentration of Boron. Therefore, all reportable analytes are able to be reported at a higher dilution: MWI-12A (400-225434-1). Elevated reporting limits (RLs) are provided.

Method 6020: The ICV for batch 400-592624 passed recovery/accuracy criteria which serves the ICV purpose of verifying the calibration standards. The replicate RPDs for the elements were outside of the criteria for standards but within the criteria for field samples. Data has therefore been reported and narrated accordingly.

Method 6020: The samples are unable to be ran at a lower dilution due to high concentration of Boron. Therefore, all reportable analytes are able to be reported at a higher dilution: PZ-14 (400-225434-2). Elevated reporting limits (RLs) are provided.

Method 6020: The initial calibration verification (ICV) result for batch 400-592756 was outside the control limit. Sample results have been reported as qualified data.

Method 6020: The initial calibration verification (ICV) result for batch 400-599960 was above the upper control limit. Sample results were non-detects, and have been reported as qualified data.

Method 6020: The continuing calibration verification (CCV) associated with batch 400-592756 recovered above the upper control limit for Boron. The laboratory control spike associated with this CCV was within the acceptable limits for the affected analytes and the method blank was non-detect; therefore, the data have been reported.

Method 6020: The matrix spike / matrix spike duplicate (MS/MSD) recoveries for preparation batch 400-591676 and analytical batch 400-592624 were outside control limits for one or more analytes, see QC Sample Results for detail. Sample matrix interference and/or non-homogeneity are suspected because the associated laboratory control sample (LCS) recovery is within acceptance limits.

Job ID: 400-225434-1 (Continued)

Laboratory: Eurofins Pensacola (Continued)

At the request of the client, all 6020 analyses that are reported include results for every requested element. This includes some targets that failed to meet QC requirments of the method and would not typically be reported by the laboratory.

General Chemistry

Method SM 4500 SO4 E: The following samples were diluted to bring the concentration of target analytes within the calibration range: MWI-12A (400-225434-1) and PZ-14 (400-225434-2). Elevated reporting limits (RLs) are provided.

Method SM 4500 SO4 E: The matrix spike / matrix spike duplicate (MS/MSD) recoveries for analytical batch 400-592115 were outside control limits. Sample matrix interference and/or non-homogeneity are suspected because the associated laboratory control sample (LCS) recovery was within acceptance limits.

Method SM 4500 Cl- E: The following samples were diluted to bring the concentration of target analytes within the calibration range: MWI-12A (400-225434-1) and PZ-14 (400-225434-2). Elevated reporting limits (RLs) are provided.

Method SM 2540C: The analysis volume selected for the following samples produced a base result greater than 200mg before calculation of the final result: (400-225433-B-14) and (400-225433-B-14 DU). Reanalysis could not be performed due to holding time exceedance, or due to the matrix, 5ml was used for the method. The sample aliquot was over the method accepted range. Using a smaller amount will prevent the ability to obtain a representative aliquot for the method. As such, 5ml is being reported or annotated. The reference method specifies that no more than 200mg of weight be recovered for a chosen sample analysis volume in order to produce the best data precision. As such, these data have been qualified.

No additional analytical or quality issues were noted, other than those described above or in the Definitions/Glossary page.

Revision

The report being provided is a revision of the original report sent on 10/18/2022. The report (revision 1) is being revised due to: Report revised to report the 5X dilutions. The report (revision 2) is being revised due to: Client wants additional qc reported.

Detection Summary

Client: Florida Power and Light
Project/Site: CCR Smith Plant

Job ID: 400-225434-1
SDG: Delineation Sampling Event

Client Sample ID: MWI-12A — Lab Sample ID: 400-225434-1

Analyte	Result	Qualifier	PQL	MDL	Unit	Dil Fac	D	Method	Prep Type
Arsenic	0.0017		0.0013	0.0012	mg/L	5		6020	Total Recoverable
Barium	0.054		0.0025	0.00070	mg/L	5		6020	Total Recoverable
Boron	7.4		1.0	0.024	mg/L	100		6020	Total Recoverable
Calcium	90		5.0	2.5	mg/L	100		6020	Total Recoverable
Molybdenum	0.018		0.015	0.0013	mg/L	5		6020	Total Recoverable
Total Dissolved Solids	680		5.0	5.0	mg/L	1		SM 2540C	Total/NA
Chloride	150		10	7.0	mg/L	5		SM 4500 Cl- E	Total/NA
Sulfate	170		25	7.0	mg/L	5		SM 4500 SO4 E	Total/NA
Field pH	6.19				SU	1		Field Sampling	Total/NA

Client Sample ID: PZ-14 — Lab Sample ID: 400-225434-2

Analyte	Result	Qualifier	PQL	MDL	Unit	Dil Fac	D	Method	Prep Type
Fluoride	0.64	I J3	1.0	0.14	mg/L	1		300.0	Total/NA
Arsenic	0.0027		0.0013	0.0012	mg/L	5		6020	Total Recoverable
Barium	0.15		0.0025	0.00070	mg/L	5		6020	Total Recoverable
Boron	12		2.5	0.059	mg/L	250		6020	Total Recoverable
Calcium	660		0.25	0.13	mg/L	5		6020	Total Recoverable
Chromium	0.0024	I	0.0025	0.0010	mg/L	5		6020	Total Recoverable
Total Dissolved Solids	5500		50	50	mg/L	1		SM 2540C	Total/NA
Chloride	1900		40	28	mg/L	20		SM 4500 Cl- E	Total/NA
Sulfate	1600		250	70	mg/L	50		SM 4500 SO4 E	Total/NA
Field pH	6.25				SU	1		Field Sampling	Total/NA

This Detection Summary does not include radiochemical test results.

Method Summary

Client: Florida Power and Light
Project/Site: CCR Smith Plant

Job ID: 400-225434-1
SDG: Delineation Sampling Event

Method	Method Description	Protocol	Laboratory
300.0	Anions, Ion Chromatography	MCAWW	EET PEN
6020	Metals (ICP/MS)	SW846	EET PEN
7470A	Mercury (CVAA)	SW846	EET PEN
SM 2540C	Solids, Total Dissolved (TDS)	SM	EET PEN
SM 4500 Cl- E	Chloride, Total	SM	EET PEN
SM 4500 SO4 E	Sulfate, Total	SM	EET PEN
Field Sampling	Field Sampling	EPA	EET PEN
3005A	Preparation, Total Recoverable or Dissolved Metals	SW846	EET PEN
7470A	Preparation, Mercury	SW846	EET PEN

Protocol References:

EPA = US Environmental Protection Agency

MCAWW = "Methods For Chemical Analysis Of Water And Wastes", EPA-600/4-79-020, March 1983 And Subsequent Revisions.

SM = "Standard Methods For The Examination Of Water And Wastewater"

SW846 = "Test Methods For Evaluating Solid Waste, Physical/Chemical Methods", Third Edition, November 1986 And Its Updates.

Laboratory References:

EET PEN = Eurofins Pensacola, 3355 McLemore Drive, Pensacola, FL 32514, TEL (850)474-1001

Sample Summary

Client: Florida Power and Light
Project/Site: CCR Smith Plant

Job ID: 400-225434-1
SDG: Delineation Sampling Event

Lab Sample ID	Client Sample ID	Matrix	Collected	Received
400-225434-1	MWI-12A	Water	09/02/22 09:03	09/03/22 10:30
400-225434-2	PZ-14	Water	09/06/22 12:40	09/07/22 10:23

Client Sample Results

Client: Florida Power and Light
Project/Site: CCR Smith Plant

Job ID: 400-225434-1
SDG: Delineation Sampling Event

Client Sample ID: MWI-12A

Date Collected: 09/02/22 09:03
Date Received: 09/03/22 10:30

Lab Sample ID: 400-225434-1

Matrix: Water

Method: MCAWW 300.0 - Anions, Ion Chromatography

Analyte	Result	Qualifier	PQL	MDL	Unit	D	Prepared	Analyzed	Dil Fac
Fluoride	0.14	U	1.0	0.14	mg/L			09/07/22 16:23	1

Method: SW846 6020 - Metals (ICP/MS) - Total Recoverable

Analyte	Result	Qualifier	PQL	MDL	Unit	D	Prepared	Analyzed	Dil Fac
Antimony	0.0015	U	0.0025	0.0015	mg/L		09/07/22 15:11	09/13/22 18:00	5
Arsenic	**0.0017**		0.0013	0.0012	mg/L		09/07/22 15:11	11/10/22 13:51	5
Barium	**0.054**		0.0025	0.00070	mg/L		09/07/22 15:11	09/13/22 18:00	5
Beryllium	0.00092	U	0.0025	0.00092	mg/L		09/07/22 15:11	09/13/22 18:00	5
Boron	**7.4**		1.0	0.024	mg/L		09/07/22 15:11	09/14/22 18:00	100
Cadmium	0.00065	U	0.0025	0.00065	mg/L		09/07/22 15:11	11/09/22 10:58	5
Calcium	**90**		5.0	2.5	mg/L		09/07/22 15:11	09/14/22 18:00	100
Chromium	0.0010	U	0.0025	0.0010	mg/L		09/07/22 15:11	09/13/22 18:00	5
Cobalt	0.00056	U	0.0025	0.00056	mg/L		09/07/22 15:11	09/13/22 18:00	5
Lead	0.00081	U	0.0013	0.00081	mg/L		09/07/22 15:11	09/13/22 18:00	5
Lithium	0.0049	U	0.0050	0.0049	mg/L		09/07/22 15:11	09/13/22 18:00	5
Molybdenum	**0.018**		0.015	0.0013	mg/L		09/07/22 15:11	09/13/22 18:00	5
Selenium	0.00082	U	0.0013	0.00082	mg/L		09/07/22 15:11	09/13/22 18:00	5
Thallium	0.00046	U	0.00050	0.00046	mg/L		09/07/22 15:11	09/13/22 18:00	5

Method: SW846 7470A - Mercury (CVAA)

Analyte	Result	Qualifier	PQL	MDL	Unit	D	Prepared	Analyzed	Dil Fac
Mercury	0.00015	U	0.00020	0.00015	mg/L		09/19/22 08:00	09/21/22 13:41	1

General Chemistry

Analyte	Result	Qualifier	PQL	MDL	Unit	D	Prepared	Analyzed	Dil Fac
Total Dissolved Solids (SM 2540C)	**680**		5.0	5.0	mg/L			09/06/22 14:01	1
Chloride (SM 4500 Cl- E)	**150**		10	7.0	mg/L			09/11/22 23:05	5
Sulfate (SM 4500 SO4 E)	**170**		25	7.0	mg/L			09/11/22 20:05	5

Method: EPA Field Sampling - Field Sampling

Analyte	Result	Qualifier	PQL	MDL	Unit	D	Prepared	Analyzed	Dil Fac
Field pH	**6.19**				SU			09/02/22 09:03	1

Client Sample Results

Client: Florida Power and Light
Project/Site: CCR Smith Plant

Job ID: 400-225434-1
SDG: Delineation Sampling Event

Client Sample ID: PZ-14
Date Collected: 09/06/22 12:40
Date Received: 09/07/22 10:23

Lab Sample ID: 400-225434-2
Matrix: Water

Method: MCAWW 300.0 - Anions, Ion Chromatography

Analyte	Result	Qualifier	PQL	MDL	Unit	D	Prepared	Analyzed	Dil Fac
Fluoride	**0.64**	**I J3**	1.0	0.14	mg/L			09/08/22 13:59	1

Method: SW846 6020 - Metals (ICP/MS) - Total Recoverable

Analyte	Result	Qualifier	PQL	MDL	Unit	D	Prepared	Analyzed	Dil Fac
Antimony	0.0015	U	0.0025	0.0015	mg/L		09/08/22 11:41	09/15/22 15:18	5
Arsenic	**0.0027**		0.0013	0.0012	mg/L		09/08/22 11:41	09/15/22 15:18	5
Barium	**0.15**		0.0025	0.00070	mg/L		09/08/22 11:41	09/15/22 15:18	5
Beryllium	0.00092	U	0.0025	0.00092	mg/L		09/08/22 11:41	09/15/22 15:18	5
Boron	**12**		2.5	0.059	mg/L		09/08/22 11:41	09/15/22 22:06	250
Cadmium	0.00065	U	0.0025	0.00065	mg/L		09/08/22 11:41	09/15/22 15:18	5
Calcium	**660**		0.25	0.13	mg/L		09/08/22 11:41	09/15/22 15:18	5
Chromium	**0.0024**	**I**	0.0025	0.0010	mg/L		09/08/22 11:41	09/15/22 15:18	5
Cobalt	0.00056	U	0.0025	0.00056	mg/L		09/08/22 11:41	09/15/22 15:18	5
Lead	0.00081	U	0.0013	0.00081	mg/L		09/08/22 11:41	09/15/22 15:18	5
Lithium	0.0049	U	0.0050	0.0049	mg/L		09/08/22 11:41	09/15/22 15:18	5
Molybdenum	0.0013	U	0.015	0.0013	mg/L		09/08/22 11:41	09/15/22 15:18	5
Selenium	0.00082	U	0.0013	0.00082	mg/L		09/08/22 11:41	09/15/22 15:18	5
Thallium	0.00046	U	0.00050	0.00046	mg/L		09/08/22 11:41	09/15/22 15:18	5

Method: SW846 7470A - Mercury (CVAA)

Analyte	Result	Qualifier	PQL	MDL	Unit	D	Prepared	Analyzed	Dil Fac
Mercury	0.00015	U	0.00020	0.00015	mg/L		10/02/22 11:52	10/03/22 12:09	1

General Chemistry

Analyte	Result	Qualifier	PQL	MDL	Unit	D	Prepared	Analyzed	Dil Fac
Total Dissolved Solids (SM 2540C)	**5500**		50	50	mg/L			09/12/22 14:47	1
Chloride (SM 4500 Cl- E)	**1900**		40	28	mg/L			09/11/22 23:56	20
Sulfate (SM 4500 SO4 E)	**1600**		250	70	mg/L			09/12/22 00:30	50

Method: EPA Field Sampling - Field Sampling

Analyte	Result	Qualifier	PQL	MDL	Unit	D	Prepared	Analyzed	Dil Fac
Field pH	**6.25**				SU			09/06/22 12:40	1

Definitions/Glossary

Client: Florida Power and Light
Project/Site: CCR Smith Plant

Job ID: 400-225434-1
SDG: Delineation Sampling Event

Qualifiers

HPLC/IC

Qualifier	Qualifier Description
I	The reported value is between the laboratory method detection limit and the laboratory practical quantitation limit.
J3	Estimated value; value may not be accurate. Spike recovery or RPD outside of criteria.
U	Indicates that the compound was analyzed for but not detected.

Metals

Qualifier	Qualifier Description
I	The reported value is between the laboratory method detection limit and the laboratory practical quantitation limit.
J3	Estimated value; value may not be accurate. Spike recovery or RPD outside of criteria.
U	Indicates that the compound was analyzed for but not detected.

General Chemistry

Qualifier	Qualifier Description
I	The reported value is between the laboratory method detection limit and the laboratory practical quantitation limit.
J3	Estimated value; value may not be accurate. Spike recovery or RPD outside of criteria.
L	Off-scale high. Actual value is known to be greater than the value given.
U	Indicates that the compound was analyzed for but not detected.

Glossary

Abbreviation	These commonly used abbreviations may or may not be present in this report.
¤	Listed under the "D" column to designate that the result is reported on a dry weight basis
%R	Percent Recovery
CFL	Contains Free Liquid
CFU	Colony Forming Unit
CNF	Contains No Free Liquid
DER	Duplicate Error Ratio (normalized absolute difference)
Dil Fac	Dilution Factor
DL	Detection Limit (DoD/DOE)
DL, RA, RE, IN	Indicates a Dilution, Re-analysis, Re-extraction, or additional Initial metals/anion analysis of the sample
DLC	Decision Level Concentration (Radiochemistry)
EDL	Estimated Detection Limit (Dioxin)
LOD	Limit of Detection (DoD/DOE)
LOQ	Limit of Quantitation (DoD/DOE)
MCL	EPA recommended "Maximum Contaminant Level"
MDA	Minimum Detectable Activity (Radiochemistry)
MDC	Minimum Detectable Concentration (Radiochemistry)
MDL	Method Detection Limit
ML	Minimum Level (Dioxin)
MPN	Most Probable Number
MQL	Method Quantitation Limit
NC	Not Calculated
ND	Not Detected at the reporting limit (or MDL or EDL if shown)
NEG	Negative / Absent
POS	Positive / Present
PQL	Practical Quantitation Limit
PRES	Presumptive
QC	Quality Control
RER	Relative Error Ratio (Radiochemistry)
RL	Reporting Limit or Requested Limit (Radiochemistry)
RPD	Relative Percent Difference, a measure of the relative difference between two points
TEF	Toxicity Equivalent Factor (Dioxin)
TEQ	Toxicity Equivalent Quotient (Dioxin)
TNTC	Too Numerous To Count

Lab Chronicle

Client: Florida Power and Light
Project/Site: CCR Smith Plant

Job ID: 400-225434-1
SDG: Delineation Sampling Event

Client Sample ID: MWI-12A

Date Collected: 09/02/22 09:03
Date Received: 09/03/22 10:30

Lab Sample ID: 400-225434-1

Matrix: Water

Prep Type	Batch Type	Batch Method	Run	Dilution Factor	Batch Number	Analyst	Lab	Prepared or Analyzed
Total/NA	Analysis	300.0		1	591603	JAS	EET PEN	09/07/22 16:23
Total Recoverable	Prep	3005A			591676	KWN	EET PEN	09/07/22 15:11 - 09/07/22 17:42 [1]
Total Recoverable	Analysis	6020		100	592624	NTH	EET PEN	09/14/22 18:00
Total Recoverable	Prep	3005A			591676	KWN	EET PEN	09/07/22 15:11 - 09/07/22 17:42 [1]
Total Recoverable	Analysis	6020		5	599960	NTH	EET PEN	11/09/22 10:58
Total Recoverable	Prep	3005A			591676	KWN	EET PEN	09/07/22 15:11 - 09/07/22 17:42 [1]
Total Recoverable	Analysis	6020		5	600516	NTH	EET PEN	11/10/22 13:51
Total Recoverable	Prep	3005A			591676	KWN	EET PEN	09/07/22 15:11 - 09/07/22 17:42 [1]
Total Recoverable	Analysis	6020		5	592429	NTH	EET PEN	09/13/22 18:00
Total/NA	Prep	7470A			592939	NET	EET PEN	09/19/22 08:00 - 09/19/22 10:30 [1]
Total/NA	Analysis	7470A		1	593446	NET	EET PEN	09/21/22 13:41
Total/NA	Analysis	SM 2540C		1	591502	VB	EET PEN	09/06/22 14:01
Total/NA	Analysis	SM 4500 Cl- E		5	592118	DN1	EET PEN	09/11/22 23:05
Total/NA	Analysis	SM 4500 SO4 E		5	592115	DN1	EET PEN	09/11/22 20:05
Total/NA	Analysis	Field Sampling		1	596277	S1K	EET PEN	09/02/22 09:03

Client Sample ID: PZ-14

Date Collected: 09/06/22 12:40
Date Received: 09/07/22 10:23

Lab Sample ID: 400-225434-2

Matrix: Water

Prep Type	Batch Type	Batch Method	Run	Dilution Factor	Batch Number	Analyst	Lab	Prepared or Analyzed
Total/NA	Analysis	300.0		1	591772	JAS	EET PEN	09/08/22 13:59
Total Recoverable	Prep	3005A			591783	KWN	EET PEN	09/08/22 11:41 - 09/08/22 14:35 [1]
Total Recoverable	Analysis	6020		5	592756	NTH	EET PEN	09/15/22 15:18
Total Recoverable	Prep	3005A			591783	KWN	EET PEN	09/08/22 11:41 - 09/08/22 14:35 [1]
Total Recoverable	Analysis	6020		250	592756	NTH	EET PEN	09/15/22 22:06
Total/NA	Prep	7470A			594695	NET	EET PEN	10/02/22 11:52 - 10/02/22 15:48 [1]
Total/NA	Analysis	7470A		1	594812	NET	EET PEN	10/03/22 12:09
Total/NA	Analysis	SM 2540C		1	592212	VB	EET PEN	09/12/22 14:47
Total/NA	Analysis	SM 4500 Cl- E		20	592118	DN1	EET PEN	09/11/22 23:56
Total/NA	Analysis	SM 4500 SO4 E		50	592119	DN1	EET PEN	09/12/22 00:30
Total/NA	Analysis	Field Sampling		1	596277	S1K	EET PEN	09/06/22 12:40

[1] Completion dates and times are reported or not reported per method requirements or individual lab discretion.

Laboratory References:

EET PEN = Eurofins Pensacola, 3355 McLemore Drive, Pensacola, FL 32514, TEL (850)474-1001

HPLC/IC

Analysis Batch: 591603

Lab Sample ID	Client Sample ID	Prep Type	Matrix	Method	Prep Batch
400-225434-1	MWI-12A	Total/NA	Water	300.0	
MB 400-591603/5	Method Blank	Total/NA	Water	300.0	
LCS 400-591603/6	Lab Control Sample	Total/NA	Water	300.0	
LCSD 400-591603/24	Lab Control Sample Dup	Total/NA	Water	300.0	
400-225433-B-1 MS	Matrix Spike	Total/NA	Water	300.0	
400-225433-B-1 MSD	Matrix Spike Duplicate	Total/NA	Water	300.0	

Analysis Batch: 591772

Lab Sample ID	Client Sample ID	Prep Type	Matrix	Method	Prep Batch
400-225434-2	PZ-14	Total/NA	Water	300.0	
MB 400-591772/5	Method Blank	Total/NA	Water	300.0	
LCS 400-591772/6	Lab Control Sample	Total/NA	Water	300.0	
LCSD 400-591772/7	Lab Control Sample Dup	Total/NA	Water	300.0	
400-225574-E-1 MS	Matrix Spike	Total/NA	Water	300.0	
400-225574-E-1 MSD	Matrix Spike Duplicate	Total/NA	Water	300.0	

Metals

Prep Batch: 591676

Lab Sample ID	Client Sample ID	Prep Type	Matrix	Method	Prep Batch
400-225434-1	MWI-12A	Total Recoverable	Water	3005A	
MB 400-591676/1-A ^5	Method Blank	Total Recoverable	Water	3005A	
LCS 400-591676/2-A ^5	Lab Control Sample	Total Recoverable	Water	3005A	
400-225434-1 MS	MWI-12A	Total Recoverable	Water	3005A	
400-225434-1 MSD	MWI-12A	Total Recoverable	Water	3005A	

Prep Batch: 591783

Lab Sample ID	Client Sample ID	Prep Type	Matrix	Method	Prep Batch
400-225434-2	PZ-14	Total Recoverable	Water	3005A	
MB 400-591783/1-A ^5	Method Blank	Total Recoverable	Water	3005A	
LCS 400-591783/2-A ^5	Lab Control Sample	Total Recoverable	Water	3005A	
400-225433-C-1-C MS ^5	Matrix Spike	Total Recoverable	Water	3005A	
400-225433-C-1-D MSD ^5	Matrix Spike Duplicate	Total Recoverable	Water	3005A	

Analysis Batch: 592429

Lab Sample ID	Client Sample ID	Prep Type	Matrix	Method	Prep Batch
400-225434-1	MWI-12A	Total Recoverable	Water	6020	591676
MB 400-591676/1-A ^5	Method Blank	Total Recoverable	Water	6020	591676
LCS 400-591676/2-A ^5	Lab Control Sample	Total Recoverable	Water	6020	591676
400-225434-1 MS	MWI-12A	Total Recoverable	Water	6020	591676
400-225434-1 MSD	MWI-12A	Total Recoverable	Water	6020	591676

Analysis Batch: 592624

Lab Sample ID	Client Sample ID	Prep Type	Matrix	Method	Prep Batch
400-225434-1	MWI-12A	Total Recoverable	Water	6020	591676
MB 400-591676/1-A ^5	Method Blank	Total Recoverable	Water	6020	591676
LCS 400-591676/2-A ^5	Lab Control Sample	Total Recoverable	Water	6020	591676
400-225434-1 MS	MWI-12A	Total Recoverable	Water	6020	591676
400-225434-1 MSD	MWI-12A	Total Recoverable	Water	6020	591676

Metals

Analysis Batch: 592756

Lab Sample ID	Client Sample ID	Prep Type	Matrix	Method	Prep Batch
400-225434-2	PZ-14	Total Recoverable	Water	6020	591783
400-225434-2	PZ-14	Total Recoverable	Water	6020	591783
MB 400-591783/1-A ^5	Method Blank	Total Recoverable	Water	6020	591783
LCS 400-591783/2-A ^5	Lab Control Sample	Total Recoverable	Water	6020	591783
400-225433-C-1-C MS ^5	Matrix Spike	Total Recoverable	Water	6020	591783
400-225433-C-1-D MSD ^5	Matrix Spike Duplicate	Total Recoverable	Water	6020	591783

Prep Batch: 592939

Lab Sample ID	Client Sample ID	Prep Type	Matrix	Method	Prep Batch
400-225434-1	MWI-12A	Total/NA	Water	7470A	
MB 400-592939/14-A	Method Blank	Total/NA	Water	7470A	
LCS 400-592939/15-A	Lab Control Sample	Total/NA	Water	7470A	
400-225342-A-11-E MS	Matrix Spike	Total/NA	Water	7470A	
400-225342-A-11-F MSD	Matrix Spike Duplicate	Total/NA	Water	7470A	

Analysis Batch: 592944

Lab Sample ID	Client Sample ID	Prep Type	Matrix	Method	Prep Batch
MB 400-591783/1-A ^5	Method Blank	Total Recoverable	Water	6020	591783
LCS 400-591783/2-A ^5	Lab Control Sample	Total Recoverable	Water	6020	591783

Analysis Batch: 593446

Lab Sample ID	Client Sample ID	Prep Type	Matrix	Method	Prep Batch
400-225434-1	MWI-12A	Total/NA	Water	7470A	592939
MB 400-592939/14-A	Method Blank	Total/NA	Water	7470A	592939
LCS 400-592939/15-A	Lab Control Sample	Total/NA	Water	7470A	592939
400-225342-A-11-E MS	Matrix Spike	Total/NA	Water	7470A	592939
400-225342-A-11-F MSD	Matrix Spike Duplicate	Total/NA	Water	7470A	592939

Prep Batch: 594695

Lab Sample ID	Client Sample ID	Prep Type	Matrix	Method	Prep Batch
400-225434-2	PZ-14	Total/NA	Water	7470A	
MB 400-594695/14-A	Method Blank	Total/NA	Water	7470A	
LCS 400-594695/15-A	Lab Control Sample	Total/NA	Water	7470A	
400-225708-H-3-C MS	Matrix Spike	Dissolved	Water	7470A	
400-225708-H-3-D MSD	Matrix Spike Duplicate	Dissolved	Water	7470A	

Analysis Batch: 594812

Lab Sample ID	Client Sample ID	Prep Type	Matrix	Method	Prep Batch
400-225434-2	PZ-14	Total/NA	Water	7470A	594695
MB 400-594695/14-A	Method Blank	Total/NA	Water	7470A	594695
LCS 400-594695/15-A	Lab Control Sample	Total/NA	Water	7470A	594695
400-225708-H-3-C MS	Matrix Spike	Dissolved	Water	7470A	594695
400-225708-H-3-D MSD	Matrix Spike Duplicate	Dissolved	Water	7470A	594695

Analysis Batch: 599960

Lab Sample ID	Client Sample ID	Prep Type	Matrix	Method	Prep Batch
400-225434-1	MWI-12A	Total Recoverable	Water	6020	591676

Analysis Batch: 600516

Lab Sample ID	Client Sample ID	Prep Type	Matrix	Method	Prep Batch
400-225434-1	MWI-12A	Total Recoverable	Water	6020	591676

General Chemistry

Analysis Batch: 591502

Lab Sample ID	Client Sample ID	Prep Type	Matrix	Method	Prep Batch
400-225434-1	MWI-12A	Total/NA	Water	SM 2540C	
MB 400-591502/1	Method Blank	Total/NA	Water	SM 2540C	
LCS 400-591502/2	Lab Control Sample	Total/NA	Water	SM 2540C	
400-225433-B-7 DU	Duplicate	Total/NA	Water	SM 2540C	

Analysis Batch: 592115

Lab Sample ID	Client Sample ID	Prep Type	Matrix	Method	Prep Batch
400-225434-1	MWI-12A	Total/NA	Water	SM 4500 SO4 E	
MB 400-592115/12	Method Blank	Total/NA	Water	SM 4500 SO4 E	
LCS 400-592115/13	Lab Control Sample	Total/NA	Water	SM 4500 SO4 E	
MRL 400-592115/14	Lab Control Sample	Total/NA	Water	SM 4500 SO4 E	
400-225434-1 MS	MWI-12A	Total/NA	Water	SM 4500 SO4 E	
400-225434-1 MSD	MWI-12A	Total/NA	Water	SM 4500 SO4 E	

Analysis Batch: 592118

Lab Sample ID	Client Sample ID	Prep Type	Matrix	Method	Prep Batch
400-225434-1	MWI-12A	Total/NA	Water	SM 4500 Cl- E	
400-225434-2	PZ-14	Total/NA	Water	SM 4500 Cl- E	
MB 400-592118/13	Method Blank	Total/NA	Water	SM 4500 Cl- E	
LCS 400-592118/14	Lab Control Sample	Total/NA	Water	SM 4500 Cl- E	
MRL 400-592118/15	Lab Control Sample	Total/NA	Water	SM 4500 Cl- E	
400-225660-A-2 MS	Matrix Spike	Total/NA	Water	SM 4500 Cl- E	
400-225660-A-2 MSD	Matrix Spike Duplicate	Total/NA	Water	SM 4500 Cl- E	

Analysis Batch: 592119

Lab Sample ID	Client Sample ID	Prep Type	Matrix	Method	Prep Batch
400-225434-2	PZ-14	Total/NA	Water	SM 4500 SO4 E	
MB 400-592119/12	Method Blank	Total/NA	Water	SM 4500 SO4 E	
LCS 400-592119/13	Lab Control Sample	Total/NA	Water	SM 4500 SO4 E	
MRL 400-592119/14	Lab Control Sample	Total/NA	Water	SM 4500 SO4 E	
400-225667-A-9 MS	Matrix Spike	Total/NA	Water	SM 4500 SO4 E	
400-225667-A-9 MSD	Matrix Spike Duplicate	Total/NA	Water	SM 4500 SO4 E	

Analysis Batch: 592212

Lab Sample ID	Client Sample ID	Prep Type	Matrix	Method	Prep Batch
400-225434-2	PZ-14	Total/NA	Water	SM 2540C	
MB 400-592212/1	Method Blank	Total/NA	Water	SM 2540C	
LCS 400-592212/2	Lab Control Sample	Total/NA	Water	SM 2540C	
400-225433-B-14 DU	Duplicate	Total/NA	Water	SM 2540C	

Field Service / Mobile Lab

Analysis Batch: 596277

Lab Sample ID	Client Sample ID	Prep Type	Matrix	Method	Prep Batch
400-225434-1	MWI-12A	Total/NA	Water	Field Sampling	
400-225434-2	PZ-14	Total/NA	Water	Field Sampling	

Method: 300.0 - Anions, Ion Chromatography

Lab Sample ID: MB 400-591603/5
Matrix: Water
Analysis Batch: 591603

Client Sample ID: Method Blank
Prep Type: Total/NA

Analyte	MB Result	MB Qualifier	PQL	MDL	Unit	D	Prepared	Analyzed	Dil Fac
Fluoride	0.14	U	1.0	0.14	mg/L			09/07/22 10:50	1

Lab Sample ID: LCS 400-591603/6
Matrix: Water
Analysis Batch: 591603

Client Sample ID: Lab Control Sample
Prep Type: Total/NA

Analyte	Spike Added	LCS Result	LCS Qualifier	Unit	D	%Rec	%Rec Limits
Fluoride	10.0	10.9		mg/L		109	90 - 110

Lab Sample ID: LCSD 400-591603/24
Matrix: Water
Analysis Batch: 591603

Client Sample ID: Lab Control Sample Dup
Prep Type: Total/NA

Analyte	Spike Added	LCSD Result	LCSD Qualifier	Unit	D	%Rec	%Rec Limits	RPD	RPD Limit
Fluoride	10.0	10.9		mg/L		109	90 - 110	1	15

Lab Sample ID: 400-225433-B-1 MS
Matrix: Water
Analysis Batch: 591603

Client Sample ID: Matrix Spike
Prep Type: Total/NA

Analyte	Sample Result	Sample Qualifier	Spike Added	MS Result	MS Qualifier	Unit	D	%Rec	%Rec Limits
Fluoride	0.14	U	10.0	8.90		mg/L		89	80 - 120

Lab Sample ID: 400-225433-B-1 MSD
Matrix: Water
Analysis Batch: 591603

Client Sample ID: Matrix Spike Duplicate
Prep Type: Total/NA

Analyte	Sample Result	Sample Qualifier	Spike Added	MSD Result	MSD Qualifier	Unit	D	%Rec	%Rec Limits	RPD	RPD Limit
Fluoride	0.14	U	10.0	9.20		mg/L		92	80 - 120	3	20

Lab Sample ID: MB 400-591772/5
Matrix: Water
Analysis Batch: 591772

Client Sample ID: Method Blank
Prep Type: Total/NA

Analyte	MB Result	MB Qualifier	PQL	MDL	Unit	D	Prepared	Analyzed	Dil Fac
Fluoride	0.14	U	1.0	0.14	mg/L			09/08/22 10:52	1

Lab Sample ID: LCS 400-591772/6
Matrix: Water
Analysis Batch: 591772

Client Sample ID: Lab Control Sample
Prep Type: Total/NA

Analyte	Spike Added	LCS Result	LCS Qualifier	Unit	D	%Rec	%Rec Limits
Fluoride	10.0	11.4	J3	mg/L		114	90 - 110

Lab Sample ID: LCSD 400-591772/7
Matrix: Water
Analysis Batch: 591772

Client Sample ID: Lab Control Sample Dup
Prep Type: Total/NA

Analyte	Spike Added	LCSD Result	LCSD Qualifier	Unit	D	%Rec	%Rec Limits	RPD	RPD Limit
Fluoride	10.0	11.3	J3	mg/L		113	90 - 110	1	15

Method: 300.0 - Anions, Ion Chromatography

Lab Sample ID: 400-225574-E-1 MS
Matrix: Water
Analysis Batch: 591772

Client Sample ID: Matrix Spike
Prep Type: Total/NA

Analyte	Sample Result	Sample Qualifier	Spike Added	MS Result	MS Qualifier	Unit	D	%Rec	%Rec Limits
Fluoride	2.8	U J3	200	234		mg/L		117	80 - 120

Lab Sample ID: 400-225574-E-1 MSD
Matrix: Water
Analysis Batch: 591772

Client Sample ID: Matrix Spike Duplicate
Prep Type: Total/NA

Analyte	Sample Result	Sample Qualifier	Spike Added	MSD Result	MSD Qualifier	Unit	D	%Rec	%Rec Limits	RPD	RPD Limit
Fluoride	2.8	U J3	200	234		mg/L		117	80 - 120	0	20

Method: 6020 - Metals (ICP/MS)

Lab Sample ID: MB 400-591676/1-A ^5
Matrix: Water
Analysis Batch: 592429

Client Sample ID: Method Blank
Prep Type: Total Recoverable
Prep Batch: 591676

Analyte	MB Result	MB Qualifier	PQL	MDL	Unit	D	Prepared	Analyzed	Dil Fac
Antimony	0.0015	U	0.0025	0.0015	mg/L		09/07/22 15:11	09/13/22 17:53	5
Barium	0.00070	U	0.0025	0.00070	mg/L		09/07/22 15:11	09/13/22 17:53	5
Beryllium	0.00092	U	0.0025	0.00092	mg/L		09/07/22 15:11	09/13/22 17:53	5
Boron	0.0012	U	0.050	0.0012	mg/L		09/07/22 15:11	09/13/22 17:53	5
Chromium	0.0010	U	0.0025	0.0010	mg/L		09/07/22 15:11	09/13/22 17:53	5
Cobalt	0.00056	U	0.0025	0.00056	mg/L		09/07/22 15:11	09/13/22 17:53	5
Lead	0.00081	U	0.0013	0.00081	mg/L		09/07/22 15:11	09/13/22 17:53	5
Lithium	0.0049	U	0.0050	0.0049	mg/L		09/07/22 15:11	09/13/22 17:53	5
Molybdenum	0.0013	U	0.015	0.0013	mg/L		09/07/22 15:11	09/13/22 17:53	5
Selenium	0.00082	U	0.0013	0.00082	mg/L		09/07/22 15:11	09/13/22 17:53	5
Thallium	0.00046	U	0.00050	0.00046	mg/L		09/07/22 15:11	09/13/22 17:53	5

Lab Sample ID: MB 400-591676/1-A ^5
Matrix: Water
Analysis Batch: 592624

Client Sample ID: Method Blank
Prep Type: Total Recoverable
Prep Batch: 591676

Analyte	MB Result	MB Qualifier	PQL	MDL	Unit	D	Prepared	Analyzed	Dil Fac
Arsenic	0.0012	U	0.0013	0.0012	mg/L		09/07/22 15:11	09/14/22 17:54	5
Cadmium	0.00065	U	0.0025	0.00065	mg/L		09/07/22 15:11	09/14/22 17:54	5
Calcium	0.13	U	0.25	0.13	mg/L		09/07/22 15:11	09/14/22 17:54	5

Lab Sample ID: LCS 400-591676/2-A ^5
Matrix: Water
Analysis Batch: 592429

Client Sample ID: Lab Control Sample
Prep Type: Total Recoverable
Prep Batch: 591676

Analyte	Spike Added	LCS Result	LCS Qualifier	Unit	D	%Rec	%Rec Limits
Antimony	0.0500	0.0530		mg/L		106	80 - 120
Barium	0.0500	0.0512		mg/L		102	80 - 120
Beryllium	0.0500	0.0511		mg/L		102	80 - 120
Boron	0.100	0.0957		mg/L		96	80 - 120
Chromium	0.0500	0.0490		mg/L		98	80 - 120
Cobalt	0.0500	0.0523		mg/L		105	80 - 120
Lead	0.0500	0.0518		mg/L		104	80 - 120
Lithium	0.0500	0.0520		mg/L		104	80 - 120

Method: 6020 - Metals (ICP/MS) (Continued)

Lab Sample ID: LCS 400-591676/2-A ^5
Matrix: Water
Analysis Batch: 592429

Client Sample ID: Lab Control Sample
Prep Type: Total Recoverable
Prep Batch: 591676

Analyte	Spike Added	LCS Result	LCS Qualifier	Unit	D	%Rec	%Rec Limits
Molybdenum	0.0500	0.0518		mg/L		104	80 - 120
Selenium	0.0500	0.0516		mg/L		103	80 - 120
Thallium	0.0100	0.0103		mg/L		103	80 - 120

Lab Sample ID: LCS 400-591676/2-A ^5
Matrix: Water
Analysis Batch: 592624

Client Sample ID: Lab Control Sample
Prep Type: Total Recoverable
Prep Batch: 591676

Analyte	Spike Added	LCS Result	LCS Qualifier	Unit	D	%Rec	%Rec Limits
Arsenic	0.0500	0.0512		mg/L		102	80 - 120
Cadmium	0.0500	0.0511		mg/L		102	80 - 120
Calcium	5.00	5.52		mg/L		110	80 - 120

Lab Sample ID: 400-225434-1 MS
Matrix: Water
Analysis Batch: 592429

Client Sample ID: MWI-12A
Prep Type: Total Recoverable
Prep Batch: 591676

Analyte	Sample Result	Sample Qualifier	Spike Added	MS Result	MS Qualifier	Unit	D	%Rec	%Rec Limits
Antimony	0.0015	U	0.0500	0.0524		mg/L		105	75 - 125
Barium	0.054		0.0500	0.103		mg/L		99	75 - 125
Beryllium	0.00092	U	0.0500	0.0508		mg/L		102	75 - 125
Calcium	76	L	5.00	81.8		mg/L		116	75 - 125
Chromium	0.0010	U	0.0500	0.0552		mg/L		110	75 - 125
Cobalt	0.00056	U	0.0500	0.0503		mg/L		101	75 - 125
Lead	0.00081	U	0.0500	0.0500		mg/L		100	75 - 125
Lithium	0.0049	U	0.0500	0.0550		mg/L		110	75 - 125
Molybdenum	0.018		0.0500	0.0677		mg/L		100	75 - 125
Selenium	0.00082	U	0.0500	0.0383		mg/L		77	75 - 125
Thallium	0.00046	U	0.0100	0.00993		mg/L		99	75 - 125

Lab Sample ID: 400-225434-1 MS
Matrix: Water
Analysis Batch: 592624

Client Sample ID: MWI-12A
Prep Type: Total Recoverable
Prep Batch: 591676

Analyte	Sample Result	Sample Qualifier	Spike Added	MS Result	MS Qualifier	Unit	D	%Rec	%Rec Limits
Arsenic	0.024	U	0.0500	0.0545		mg/L		109	75 - 125
Boron	7.4		0.100	8.04	J3	mg/L		616	75 - 125
Cadmium	0.013	U	0.0500	0.0460	I	mg/L		92	75 - 125

Lab Sample ID: 400-225434-1 MSD
Matrix: Water
Analysis Batch: 592429

Client Sample ID: MWI-12A
Prep Type: Total Recoverable
Prep Batch: 591676

Analyte	Sample Result	Sample Qualifier	Spike Added	MSD Result	MSD Qualifier	Unit	D	%Rec	%Rec Limits	RPD	RPD Limit
Antimony	0.0015	U	0.0500	0.0520		mg/L		104	75 - 125	1	20
Barium	0.054		0.0500	0.106		mg/L		104	75 - 125	2	20
Beryllium	0.00092	U	0.0500	0.0508		mg/L		102	75 - 125	0	20
Chromium	0.0010	U	0.0500	0.0540		mg/L		108	75 - 125	2	20
Cobalt	0.00056	U	0.0500	0.0498		mg/L		100	75 - 125	1	20
Lead	0.00081	U	0.0500	0.0516		mg/L		103	75 - 125	3	20

Method: 6020 - Metals (ICP/MS) (Continued)

Lab Sample ID: 400-225434-1 MSD
Matrix: Water
Analysis Batch: 592429

Client Sample ID: MWI-12A
Prep Type: Total Recoverable
Prep Batch: 591676

Analyte	Sample Result	Sample Qualifier	Spike Added	MSD Result	MSD Qualifier	Unit	D	%Rec	%Rec Limits	RPD	RPD Limit
Lithium	0.0049	U	0.0500	0.0497		mg/L		99	75 - 125	10	20
Molybdenum	0.018		0.0500	0.0659		mg/L		96	75 - 125	3	20
Selenium	0.00082	U	0.0500	0.0360	J3	mg/L		72	75 - 125	6	20
Thallium	0.00046	U	0.0100	0.0103		mg/L		103	75 - 125	4	20

Lab Sample ID: 400-225434-1 MSD
Matrix: Water
Analysis Batch: 592624

Client Sample ID: MWI-12A
Prep Type: Total Recoverable
Prep Batch: 591676

Analyte	Sample Result	Sample Qualifier	Spike Added	MSD Result	MSD Qualifier	Unit	D	%Rec	%Rec Limits	RPD	RPD Limit
Arsenic	0.024	U	0.0500	0.0475		mg/L		95	75 - 125	14	20
Boron	7.4		0.100	8.24	J3	mg/L		815	75 - 125	2	20
Cadmium	0.013	U	0.0500	0.0486	I	mg/L		97	75 - 125	5	20
Calcium	90		5.00	95.3		mg/L		99	75 - 125	1	20

Lab Sample ID: MB 400-591783/1-A ^5
Matrix: Water
Analysis Batch: 592756

Client Sample ID: Method Blank
Prep Type: Total Recoverable
Prep Batch: 591783

Analyte	MB Result	MB Qualifier	PQL	MDL	Unit	D	Prepared	Analyzed	Dil Fac
Antimony	0.0015	U	0.0025	0.0015	mg/L		09/08/22 11:41	09/15/22 14:07	5
Arsenic	0.0012	U	0.0013	0.0012	mg/L		09/08/22 11:41	09/15/22 14:07	5
Barium	0.00070	U	0.0025	0.00070	mg/L		09/08/22 11:41	09/15/22 14:07	5
Beryllium	0.00092	U	0.0025	0.00092	mg/L		09/08/22 11:41	09/15/22 14:07	5
Boron	0.0012	U	0.050	0.0012	mg/L		09/08/22 11:41	09/15/22 14:07	5
Cadmium	0.00065	U	0.0025	0.00065	mg/L		09/08/22 11:41	09/15/22 14:07	5
Calcium	0.13	U	0.25	0.13	mg/L		09/08/22 11:41	09/15/22 14:07	5
Chromium	0.0010	U	0.0025	0.0010	mg/L		09/08/22 11:41	09/15/22 14:07	5
Cobalt	0.00056	U	0.0025	0.00056	mg/L		09/08/22 11:41	09/15/22 14:07	5
Lead	0.00081	U	0.0013	0.00081	mg/L		09/08/22 11:41	09/15/22 14:07	5
Molybdenum	0.0013	U	0.015	0.0013	mg/L		09/08/22 11:41	09/15/22 14:07	5
Selenium	0.00082	U	0.0013	0.00082	mg/L		09/08/22 11:41	09/15/22 14:07	5
Thallium	0.00046	U	0.00050	0.00046	mg/L		09/08/22 11:41	09/15/22 14:07	5

Lab Sample ID: MB 400-591783/1-A ^5
Matrix: Water
Analysis Batch: 592944

Client Sample ID: Method Blank
Prep Type: Total Recoverable
Prep Batch: 591783

Analyte	MB Result	MB Qualifier	PQL	MDL	Unit	D	Prepared	Analyzed	Dil Fac
Lithium	0.0049	U	0.0050	0.0049	mg/L		09/08/22 11:41	09/16/22 23:16	5

Lab Sample ID: LCS 400-591783/2-A ^5
Matrix: Water
Analysis Batch: 592756

Client Sample ID: Lab Control Sample
Prep Type: Total Recoverable
Prep Batch: 591783

Analyte	Spike Added	LCS Result	LCS Qualifier	Unit	D	%Rec	%Rec Limits
Antimony	0.0500	0.0518		mg/L		104	80 - 120
Arsenic	0.0500	0.0505		mg/L		101	80 - 120
Barium	0.0500	0.0500		mg/L		100	80 - 120
Beryllium	0.0500	0.0493		mg/L		99	80 - 120

Method: 6020 - Metals (ICP/MS) (Continued)

Lab Sample ID: LCS 400-591783/2-A ^5
Matrix: Water
Analysis Batch: 592756

Client Sample ID: Lab Control Sample
Prep Type: Total Recoverable
Prep Batch: 591783

Analyte	Spike Added	LCS Result	LCS Qualifier	Unit	D	%Rec	%Rec Limits
Boron	0.100	0.0887		mg/L		89	80 - 120
Cadmium	0.0500	0.0506		mg/L		101	80 - 120
Calcium	5.00	5.12		mg/L		102	80 - 120
Chromium	0.0500	0.0524		mg/L		105	80 - 120
Cobalt	0.0500	0.0512		mg/L		102	80 - 120
Lead	0.0500	0.0507		mg/L		101	80 - 120
Molybdenum	0.0500	0.0501		mg/L		100	80 - 120
Selenium	0.0500	0.0504		mg/L		101	80 - 120
Thallium	0.0100	0.0102		mg/L		102	80 - 120

Lab Sample ID: LCS 400-591783/2-A ^5
Matrix: Water
Analysis Batch: 592944

Client Sample ID: Lab Control Sample
Prep Type: Total Recoverable
Prep Batch: 591783

Analyte	Spike Added	LCS Result	LCS Qualifier	Unit	D	%Rec	%Rec Limits
Lithium	0.0500	0.0502		mg/L		100	80 - 120

Lab Sample ID: 400-225433-C-1-C MS ^5
Matrix: Water
Analysis Batch: 592756

Client Sample ID: Matrix Spike
Prep Type: Total Recoverable
Prep Batch: 591783

Analyte	Sample Result	Sample Qualifier	Spike Added	MS Result	MS Qualifier	Unit	D	%Rec	%Rec Limits
Antimony	0.0015	U	0.0500	0.0538		mg/L		108	75 - 125
Arsenic	0.0012	U	0.0500	0.0523		mg/L		105	75 - 125
Barium	0.065		0.0500	0.119		mg/L		108	75 - 125
Beryllium	0.00098	I	0.0500	0.0508		mg/L		100	75 - 125
Boron	8.5		0.100	8.51	J3	mg/L		32	75 - 125
Cadmium	0.00065	U	0.0500	0.0521		mg/L		104	75 - 125
Calcium	230		5.00	231		mg/L		78	75 - 125
Chromium	0.0019	I	0.0500	0.0525		mg/L		101	75 - 125
Cobalt	0.00056	U	0.0500	0.0498		mg/L		100	75 - 125
Lead	0.00081	U	0.0500	0.0506		mg/L		101	75 - 125
Lithium	0.017		0.0500	0.0668		mg/L		99	75 - 125
Molybdenum	0.0013	U	0.0500	0.0538		mg/L		108	75 - 125
Selenium	0.00082	U	0.0500	0.0499		mg/L		100	75 - 125
Thallium	0.00046	U	0.0100	0.0102		mg/L		102	75 - 125

Lab Sample ID: 400-225433-C-1-D MSD ^5
Matrix: Water
Analysis Batch: 592756

Client Sample ID: Matrix Spike Duplicate
Prep Type: Total Recoverable
Prep Batch: 591783

Analyte	Sample Result	Sample Qualifier	Spike Added	MSD Result	MSD Qualifier	Unit	D	%Rec	%Rec Limits	RPD	RPD Limit
Antimony	0.0015	U	0.0500	0.0549		mg/L		110	75 - 125	2	20
Arsenic	0.0012	U	0.0500	0.0519		mg/L		104	75 - 125	1	20
Barium	0.065		0.0500	0.118		mg/L		106	75 - 125	1	20
Beryllium	0.00098	I	0.0500	0.0499		mg/L		98	75 - 125	2	20
Boron	8.5		0.100	8.60		mg/L		117	75 - 125	1	20
Cadmium	0.00065	U	0.0500	0.0513		mg/L		103	75 - 125	2	20
Calcium	230		5.00	234	J3	mg/L		140	75 - 125	1	20

Method: 6020 - Metals (ICP/MS) (Continued)

Lab Sample ID: 400-225433-C-1-D MSD ^5
Matrix: Water
Analysis Batch: 592756

Client Sample ID: Matrix Spike Duplicate
Prep Type: Total Recoverable
Prep Batch: 591783

Analyte	Sample Result	Sample Qualifier	Spike Added	MSD Result	MSD Qualifier	Unit	D	%Rec	%Rec Limits	RPD	RPD Limit
Chromium	0.0019	I	0.0500	0.0522		mg/L		101	75 - 125	0	20
Cobalt	0.00056	U	0.0500	0.0498		mg/L		100	75 - 125	0	20
Lead	0.00081	U	0.0500	0.0506		mg/L		101	75 - 125	0	20
Lithium	0.017		0.0500	0.0683		mg/L		103	75 - 125	2	20
Molybdenum	0.0013	U	0.0500	0.0515		mg/L		103	75 - 125	4	20
Selenium	0.00082	U	0.0500	0.0475		mg/L		95	75 - 125	5	20
Thallium	0.00046	U	0.0100	0.0103		mg/L		103	75 - 125	0	20

Method: 7470A - Mercury (CVAA)

Lab Sample ID: MB 400-592939/14-A
Matrix: Water
Analysis Batch: 593446

Client Sample ID: Method Blank
Prep Type: Total/NA
Prep Batch: 592939

Analyte	MB Result	MB Qualifier	PQL	MDL	Unit	D	Prepared	Analyzed	Dil Fac
Mercury	0.00015	U	0.00020	0.00015	mg/L		09/19/22 08:00	09/21/22 13:04	1

Lab Sample ID: LCS 400-592939/15-A
Matrix: Water
Analysis Batch: 593446

Client Sample ID: Lab Control Sample
Prep Type: Total/NA
Prep Batch: 592939

Analyte	Spike Added	LCS Result	LCS Qualifier	Unit	D	%Rec	%Rec Limits
Mercury	0.00101	0.00112		mg/L		111	80 - 120

Lab Sample ID: 400-225342-A-11-E MS
Matrix: Water
Analysis Batch: 593446

Client Sample ID: Matrix Spike
Prep Type: Total/NA
Prep Batch: 592939

Analyte	Sample Result	Sample Qualifier	Spike Added	MS Result	MS Qualifier	Unit	D	%Rec	%Rec Limits
Mercury	0.00015	U	0.00201	0.00199		mg/L		99	80 - 120

Lab Sample ID: 400-225342-A-11-F MSD
Matrix: Water
Analysis Batch: 593446

Client Sample ID: Matrix Spike Duplicate
Prep Type: Total/NA
Prep Batch: 592939

Analyte	Sample Result	Sample Qualifier	Spike Added	MSD Result	MSD Qualifier	Unit	D	%Rec	%Rec Limits	RPD	RPD Limit
Mercury	0.00015	U	0.00201	0.00218		mg/L		108	80 - 120	9	20

Lab Sample ID: MB 400-594695/14-A
Matrix: Water
Analysis Batch: 594812

Client Sample ID: Method Blank
Prep Type: Total/NA
Prep Batch: 594695

Analyte	MB Result	MB Qualifier	PQL	MDL	Unit	D	Prepared	Analyzed	Dil Fac
Mercury	0.00015	U	0.00020	0.00015	mg/L		10/02/22 11:52	10/03/22 11:37	1

Method: 7470A - Mercury (CVAA) (Continued)

Lab Sample ID: LCS 400-594695/15-A
Matrix: Water
Analysis Batch: 594812

Client Sample ID: Lab Control Sample
Prep Type: Total/NA
Prep Batch: 594695

Analyte			Spike Added	LCS Result	LCS Qualifier	Unit	D	%Rec	%Rec Limits		
Mercury			0.00101	0.00102		mg/L		101	80 - 120		

Lab Sample ID: 400-225708-H-3-C MS
Matrix: Water
Analysis Batch: 594812

Client Sample ID: Matrix Spike
Prep Type: Dissolved
Prep Batch: 594695

Analyte	Sample Result	Sample Qualifier	Spike Added	MS Result	MS Qualifier	Unit	D	%Rec	%Rec Limits		
Mercury	0.00015	U	0.00201	0.00198		mg/L		98	80 - 120		

Lab Sample ID: 400-225708-H-3-D MSD
Matrix: Water
Analysis Batch: 594812

Client Sample ID: Matrix Spike Duplicate
Prep Type: Dissolved
Prep Batch: 594695

Analyte	Sample Result	Sample Qualifier	Spike Added	MSD Result	MSD Qualifier	Unit	D	%Rec	%Rec Limits	RPD	RPD Limit
Mercury	0.00015	U	0.00201	0.00201		mg/L		100	80 - 120	2	20

Method: SM 2540C - Solids, Total Dissolved (TDS)

Lab Sample ID: MB 400-591502/1
Matrix: Water
Analysis Batch: 591502

Client Sample ID: Method Blank
Prep Type: Total/NA

Analyte	MB Result	MB Qualifier	PQL	MDL	Unit	D	Prepared	Analyzed	Dil Fac
Total Dissolved Solids	5.0	U	5.0	5.0	mg/L			09/06/22 14:01	1

Lab Sample ID: LCS 400-591502/2
Matrix: Water
Analysis Batch: 591502

Client Sample ID: Lab Control Sample
Prep Type: Total/NA

Analyte			Spike Added	LCS Result	LCS Qualifier	Unit	D	%Rec	%Rec Limits		
Total Dissolved Solids			293	256		mg/L		87	78 - 122		

Lab Sample ID: 400-225433-B-7 DU
Matrix: Water
Analysis Batch: 591502

Client Sample ID: Duplicate
Prep Type: Total/NA

Analyte	Sample Result	Sample Qualifier		DU Result	DU Qualifier	Unit	D			RPD	RPD Limit
Total Dissolved Solids	660			688		mg/L				4	5

Lab Sample ID: MB 400-592212/1
Matrix: Water
Analysis Batch: 592212

Client Sample ID: Method Blank
Prep Type: Total/NA

Analyte	MB Result	MB Qualifier	PQL	MDL	Unit	D	Prepared	Analyzed	Dil Fac
Total Dissolved Solids	5.0	U	5.0	5.0	mg/L			09/12/22 14:47	1

Method: SM 2540C - Solids, Total Dissolved (TDS) (Continued)

Lab Sample ID: LCS 400-592212/2
Matrix: Water
Analysis Batch: 592212

Client Sample ID: Lab Control Sample
Prep Type: Total/NA

Analyte	Spike Added	LCS Result	LCS Qualifier	Unit	D	%Rec	%Rec Limits
Total Dissolved Solids	293	278		mg/L		95	78 - 122

Lab Sample ID: 400-225433-B-14 DU
Matrix: Water
Analysis Batch: 592212

Client Sample ID: Duplicate
Prep Type: Total/NA

Analyte	Sample Result	Sample Qualifier	DU Result	DU Qualifier	Unit	D	RPD	RPD Limit
Total Dissolved Solids	43000	L	42900	L	mg/L		0.2	5

Method: SM 4500 Cl- E - Chloride, Total

Lab Sample ID: MB 400-592118/13
Matrix: Water
Analysis Batch: 592118

Client Sample ID: Method Blank
Prep Type: Total/NA

Analyte	MB Result	MB Qualifier	PQL	MDL	Unit	D	Prepared	Analyzed	Dil Fac
Chloride	1.4	U	2.0	1.4	mg/L			09/11/22 22:59	1

Lab Sample ID: LCS 400-592118/14
Matrix: Water
Analysis Batch: 592118

Client Sample ID: Lab Control Sample
Prep Type: Total/NA

Analyte	Spike Added	LCS Result	LCS Qualifier	Unit	D	%Rec	%Rec Limits
Chloride	50.0	48.3		mg/L		97	90 - 110

Lab Sample ID: MRL 400-592118/15
Matrix: Water
Analysis Batch: 592118

Client Sample ID: Lab Control Sample
Prep Type: Total/NA

Analyte	Spike Added	MRL Result	MRL Qualifier	Unit	D	%Rec	%Rec Limits
Chloride	2.00	1.56	I	mg/L		78	50 - 150

Lab Sample ID: 400-225660-A-2 MS
Matrix: Water
Analysis Batch: 592118

Client Sample ID: Matrix Spike
Prep Type: Total/NA

Analyte	Sample Result	Sample Qualifier	Spike Added	MS Result	MS Qualifier	Unit	D	%Rec	%Rec Limits
Chloride	2.9		10.0	11.9		mg/L		90	73 - 120

Lab Sample ID: 400-225660-A-2 MSD
Matrix: Water
Analysis Batch: 592118

Client Sample ID: Matrix Spike Duplicate
Prep Type: Total/NA

Analyte	Sample Result	Sample Qualifier	Spike Added	MSD Result	MSD Qualifier	Unit	D	%Rec	%Rec Limits	RPD	RPD Limit
Chloride	2.9		10.0	12.1		mg/L		92	73 - 120	2	8

Method: SM 4500 SO4 E - Sulfate, Total

Lab Sample ID: MB 400-592115/12
Matrix: Water
Analysis Batch: 592115

Client Sample ID: Method Blank
Prep Type: Total/NA

Analyte	MB Result	MB Qualifier	PQL	MDL	Unit	D	Prepared	Analyzed	Dil Fac
Sulfate	1.4	U	5.0	1.4	mg/L			09/11/22 19:52	1

Lab Sample ID: LCS 400-592115/13
Matrix: Water
Analysis Batch: 592115

Client Sample ID: Lab Control Sample
Prep Type: Total/NA

Analyte	Spike Added	LCS Result	LCS Qualifier	Unit	D	%Rec	%Rec Limits
Sulfate	15.0	14.6		mg/L		98	90 - 110

Lab Sample ID: MRL 400-592115/14
Matrix: Water
Analysis Batch: 592115

Client Sample ID: Lab Control Sample
Prep Type: Total/NA

Analyte	Spike Added	MRL Result	MRL Qualifier	Unit	D	%Rec	%Rec Limits
Sulfate	5.00	4.25	I	mg/L		85	50 - 150

Lab Sample ID: 400-225434-1 MS
Matrix: Water
Analysis Batch: 592115

Client Sample ID: MWI-12A
Prep Type: Total/NA

Analyte	Sample Result	Sample Qualifier	Spike Added	MS Result	MS Qualifier	Unit	D	%Rec	%Rec Limits
Sulfate	170		50.0	184	J3	mg/L		21	77 - 128

Lab Sample ID: 400-225434-1 MSD
Matrix: Water
Analysis Batch: 592115

Client Sample ID: MWI-12A
Prep Type: Total/NA

Analyte	Sample Result	Sample Qualifier	Spike Added	MSD Result	MSD Qualifier	Unit	D	%Rec	%Rec Limits	RPD	RPD Limit
Sulfate	170		50.0	180	J3	mg/L		13	77 - 128	2	5

Lab Sample ID: MB 400-592119/12
Matrix: Water
Analysis Batch: 592119

Client Sample ID: Method Blank
Prep Type: Total/NA

Analyte	MB Result	MB Qualifier	PQL	MDL	Unit	D	Prepared	Analyzed	Dil Fac
Sulfate	1.4	U	5.0	1.4	mg/L			09/11/22 23:25	1

Lab Sample ID: LCS 400-592119/13
Matrix: Water
Analysis Batch: 592119

Client Sample ID: Lab Control Sample
Prep Type: Total/NA

Analyte	Spike Added	LCS Result	LCS Qualifier	Unit	D	%Rec	%Rec Limits
Sulfate	15.0	14.8		mg/L		99	90 - 110

Lab Sample ID: MRL 400-592119/14
Matrix: Water
Analysis Batch: 592119

Client Sample ID: Lab Control Sample
Prep Type: Total/NA

Analyte	Spike Added	MRL Result	MRL Qualifier	Unit	D	%Rec	%Rec Limits
Sulfate	5.00	4.40	I	mg/L		88	50 - 150

Method: SM 4500 SO4 E - Sulfate, Total

Lab Sample ID: 400-225667-A-9 MS
Matrix: Water
Analysis Batch: 592119

Client Sample ID: Matrix Spike
Prep Type: Total/NA

Analyte	Sample Result	Sample Qualifier	Spike Added	MS Result	MS Qualifier	Unit	D	%Rec	%Rec Limits		
Sulfate	1.4	U	10.0	8.86		mg/L		89	77 - 128		

Lab Sample ID: 400-225667-A-9 MSD
Matrix: Water
Analysis Batch: 592119

Client Sample ID: Matrix Spike Duplicate
Prep Type: Total/NA

Analyte	Sample Result	Sample Qualifier	Spike Added	MSD Result	MSD Qualifier	Unit	D	%Rec	%Rec Limits	RPD	RPD Limit
Sulfate	1.4	U	10.0	9.20		mg/L		92	77 - 128	4	5

Eurofins Pensacola
3355 McLemore Drive
Pensacola, FL 32514
Phone: 850-474-1001 Fax: 850-478-2671

Chain of Custody Record

eurofins Environment Testing America

Client Information	Sampler: Rick Hagendorfer / Trevor Braddock	Lab PM: Whitmire, Cheyenne R	Carrier Tracking No(s):	COC No: 400-113782-31203.1
Client Contact: Barry Evans	Phone: 850-336-0192	E-Mail: Cheyenne.Whitmire@et.eurofinsus.com	State of Origin:	Page: Page 1 of 1
Company: Florida Power and Light	PWSID:			Job #:
Address: BIN 731 One Energy Place	Due Date Requested:			
City: Pensacola	TAT Requested (days):			
State, Zip: FL, 32520	Compliance Project: Δ Yes Δ No			
Phone: 850-444-6427(Tel)	PO #: 2000403482			
Email: Barry.Evans@nexteraenergy.com	WO #: 3000004117			
Project Name: CCR Smith Plant Delineation Sampling Event Desc: CCR Smith	Project #: 40006609			
Site: Florida	SSOW#:			

Analysis Requested

Preservation Codes:
A - HCL, B - NaOH, C - Zn Acetate, D - Nitric Acid, E - NaHSO4, F - MeOH, G - Amchlor, H - Ascorbic Acid, I - Ice, J - DI Water, K - EDTA, L - EDA, M - Hexane, N - None, O - AsNaO2, P - Na2O4S, Q - Na2SO3, R - Na2S2O3, S - H2SO4, T - TSP Dodecahydrate, U - Acetone, V - MCAA, W - pH 4-5, Y - Trizma, Z - other (specify)
Other:

Sample Identification	Sample Date	Sample Time	Sample Type (C=Comp, G=grab)	Matrix (W=water, S=solid, O=waste/oil, BT=Tissue, A=Air)	Field Filtered Sample (Yes or No)	Perform MS/MSD (Yes or No)	9315_Ra226, 9320_Ra228, Ra226Ra228_GFPC	SM4500_Cl_E - Chloride	FieldSampling - Field Sampling Parameters	6020, 7470A	2540C - Total Dissolved Solids	4500_F_C - Fluoride	SM4500_SO4_E - Sulfate	Total Number of containers	Special Instructions/Note:
			Preservation Code:				D	N	N	D	N	N	N		
MWI-12A	9-2-22	0903	G	Water	No		X	X	X	X	X	X	X	3	
~~PZ-14~~ RDH 9-3-22				Water											
~~MW-11 HORIZONTAL~~ RDH 9-3-22				Water											
~~MW-13 HORIZONTAL~~ RDH 9-3-22				Water											
				Water											
				Water											

400-225434 COC

Possible Hazard Identification
☐ Non-Hazard ☐ Flammable ☐ Skin Irritant ☐ Poison B ☐ Unknown ☐ Radiological

Sample Disposal (A fee may be assessed if samples are retained longer than 1 month)
☐ Return To Client ☐ Disposal By Lab ☐ Archive For _____ Months

Deliverable Requested: I, II, III, IV, Other (specify)

Special Instructions/QC Requirements:

Empty Kit Relinquished by:	Date:	Time:	Method of Shipment:

	Relinquished by:	Date/Time:	Company	Received by:	Date/Time:	Company
1	[signature]	9-3-22 0915	RDH ENV.	Trevor Hagendorfer	9-3-22 0915	RDH ENV
2	Trevor Hagendorfer	9-3-22 1030	RDH ENV	[signature]	9/3/22 1030	ECS
3						

Custody Seals Intact: Δ Yes Δ No
Custody Seal No.:
Cooler Temperature(s) °C and Other Remarks: 4.9c TRB

Ver: 06/08/2021

Eurofins Pensacola
3355 McLemore Drive
Pensacola, FL 32514
Phone: 850-474-1001 Fax: 850-478-2671

Chain of Custody Record

eurofins Environment Testing America

Client Information	Sampler: Trevor Braddock	Lab PM: Whitmire, Cheyenne R	Carrier Tracking No(s):	COC No: 400-110436-31203.1
Client Contact: Barry Evans	Phone: 850-336-0192	E-Mail: Cheyenne.Whitmire@et.eurofinsus.com	State of Origin:	Page: Page 1 of 1
Company: Florida Power and Light	PWSID:			Job #:
Address: BIN 731 One Energy Place	Due Date Requested:			
City: Pensacola	TAT Requested (days):			
State, Zip: FL, 32520	Compliance Project: Δ Yes Δ No			
Phone: 850-444-6427(Tel)	PO #: 2000403482			
Email: Barry.Evans@nexteraenergy.com	WO #: 3000004117			
Project Name: CCR Smith Plant Delineation Sampling Event Desc: CCR Smith P	Project #: 40006609			
Site: Florida	SSOW#:			

Analysis Requested

Preservation Codes:

A - HCL, B - NaOH, C - Zn Acetate, D - Nitric Acid, E - NaHSO4, F - MeOH, G - Amchlor, H - Ascorbic Acid, I - Ice, J - DI Water, K - EDTA, L - EDA, M - Hexane, N - None, O - AsNaO2, P - Na2O4S, Q - Na2SO3, R - Na2S2O3, S - H2SO4, T - TSP Dodecahydrate, U - Acetone, V - MCAA, W - pH 4-5, Y - Trizma, Z - other (specify)

Other:

Sample Identification	Sample Date	Sample Time	Sample Type (C=Comp, G=grab)	Matrix (W=water, S=solid, O=waste/oil, BT=Tissue, A=Air)	Field Filtered Sample (Yes or No)	Perform MS/MSD (Yes or No)	9315_Ra226, 9320_Ra228, Ra226Ra228_GFPC	SM4500_Cl_E - Chloride	FieldSampling - Field Sampling Parameters	6020, 7470A	2540C - Total Dissolved Solids	4500_F_C - Fluoride	SM4500_SO4_E - Sulfate	Field Filtered 6020 7470A	Total Number of containers	Special Instructions/Note:
			Preservation Code:				D	N	N	D	N	N	N			
~~MW1-12A~~ RDH 9-7-22				Water												
PZ-14	9-6-22	1240	G	Water			X	X	X	X	X	X	X	X	4	
~~MW-11 HORIZONTAL~~ RDH 9-7-22				Water												
~~MW-13 HORIZONTAL~~ RDH 9-7-22				Water												
				Water												
				Water												

400-225434 COC

Possible Hazard Identification
☐ Non-Hazard ☐ Flammable ☐ Skin Irritant ☐ Poison B ☐ Unknown ☐ Radiological

Sample Disposal (A fee may be assessed if samples are retained longer than 1 month)
☐ Return To Client ☐ Disposal By Lab ☐ Archive For _____ Months

Deliverable Requested: I, II, III, IV, Other (specify)

Special Instructions/QC Requirements:

Empty Kit Relinquished by:	Date:	Time:	Method of Shipment:

	Relinquished by:	Date/Time:	Company	Received by:	Date/Time:	Company
1		9-7-22 0740	RDH ENV.		9-7-22 0740	RDH ENV.
2		9-7-22 1023	RDH ENV		9/7/22 1123	EEFS
3						

Custody Seals Intact: Δ Yes Δ No | Custody Seal No.:

Cooler Temperature(s) °C and Other Remarks: 0 0°C IR

Ver: 06/08/2021

Login Sample Receipt Checklist

Client: Florida Power and Light

Job Number: 400-225434-1
SDG Number: Delineation Sampling Event

Login Number: 225434
List Number: 1
Creator: Perez, Trina M

List Source: Eurofins Pensacola

Question	Answer	Comment
Radioactivity wasn't checked or is </= background as measured by a survey meter.	N/A	
The cooler's custody seal, if present, is intact.	N/A	
Sample custody seals, if present, are intact.	N/A	
The cooler or samples do not appear to have been compromised or tampered with.	True	
Samples were received on ice.	True	
Cooler Temperature is acceptable.	True	
Cooler Temperature is recorded.	True	4.4°C IR8, 0.0°C IR-9
COC is present.	True	
COC is filled out in ink and legible.	True	
COC is filled out with all pertinent information.	True	
Is the Field Sampler's name present on COC?	True	
There are no discrepancies between the containers received and the COC.	False	COC has FF metals, but only 1 metals bottle received for total.
Samples are received within Holding Time (excluding tests with immediate HTs)	True	
Sample containers have legible labels.	True	
Containers are not broken or leaking.	True	
Sample collection date/times are provided.	True	
Appropriate sample containers are used.	True	
Sample bottles are completely filled.	True	
Sample Preservation Verified.	True	
There is sufficient vol. for all requested analyses, incl. any requested MS/MSDs	True	
Containers requiring zero headspace have no headspace or bubble is <6mm (1/4").	N/A	
Multiphasic samples are not present.	True	
Samples do not require splitting or compositing.	True	
Residual Chlorine Checked.	N/A	

Accreditation/Certification Summary

Client: Florida Power and Light
Project/Site: CCR Smith Plant

Job ID: 400-225434-1
SDG: Delineation Sampling Event

Laboratory: Eurofins Pensacola

All accreditations/certifications held by this laboratory are listed. Not all accreditations/certifications are applicable to this report.

Authority	Program	Identification Number	Expiration Date
Alabama	State	40150	06-30-23
ANAB	ISO/IEC 17025	L2471	02-23-23
Arkansas DEQ	State	88-0689	09-01-23
California	State	2510	06-30-23
Florida	NELAP	E81010	06-30-23
Georgia	State	E81010(FL)	06-30-23
Illinois	NELAP	200041	10-09-23
Kansas	NELAP	E-10253	10-31-23
Kentucky (UST)	State	53	06-30-23
Kentucky (WW)	State	KY98030	12-31-22
Louisiana (All)	NELAP	30976	06-30-23
Louisiana (DW)	State	LA017	12-31-22
Maryland	State	233	09-30-23
Michigan	State	9912	06-30-23
North Carolina (WW/SW)	State	314	12-31-22
Oklahoma	NELAP	9810	08-31-23
Pennsylvania	NELAP	68-00467	01-31-23
South Carolina	State	96026	06-30-23
Tennessee	State	TN02907	06-30-23
Texas	NELAP	T104704286	09-30-23
US Fish & Wildlife	US Federal Programs	A22340	06-30-23
USDA	US Federal Programs	P330-21-00056	05-17-24
Virginia	NELAP	460166	06-14-23
West Virginia DEP	State	136	03-31-23

eurofins | Environment Testing

ANALYTICAL REPORT

PREPARED FOR

Attn: Barry Evans
Florida Power and Light
BIN 731
One Energy Place
Pensacola, Florida 32520

Generated 1/23/2023 9:04:21 PM Revision 1

JOB DESCRIPTION

CCR Smith Plant
SDG NUMBER Upgradient

JOB NUMBER

400-225435-1

Eurofins Pensacola
3355 McLemore Drive
Pensacola FL 32514

See page two for job notes and contact information.

myEOL

Job Notes

The test results in this report meet all NELAP requirements for accredited parameters, unless otherwise noted, and relate only to the referenced samples. Pursuant to NELAP, this report may not be reproduced, except in full, without written approval from the laboratory. For questions please contact the Project Manager at the e-mail address listed on this page, or the telephone number at the bottom of the page. Eurofins TestAmerica Pensacola Certifications and Approvals: Alabama (40150), Arizona (AZ0710), Arkansas (88-0689), Florida (E81010), Illinois (200041), Iowa (367), Kansas (E-10253), Kentucky UST (53), Louisiana (30748), Maryland (233), Massachusetts (M-FL094), Michigan (9912), New Hampshire (250510), New Jersey (FL006), North Carolina (314), Oklahoma (9810), Pennsylvania (68-00467), Rhode Island (LAO00307), South Carolina (96026), Tennessee (TN02907), Texas (T104704286-10-2), Virginia (00008), Washington (C2043), West Virginia (136), USDA Foreign Soil Permit (P330-08-00006).

The test results in this report relate only to the samples as received by the laboratory and will meet all requirements of the methodology, with any exceptions noted. This report shall not be reproduced except in full, without the express written approval of the laboratory. All questions should be directed to the Eurofins Environment Testing Southeast, LLC Project Manager.

Authorization



Generated
1/23/2023 9:04:21 PM
Revision 1

Authorized for release by
Daniel Waite, Laboratory Technical Director
Daniel.Waite@et.eurofinsus.com
Designee for
Cheyenne Whitmire, Project Manager II
Cheyenne.Whitmire@et.eurofinsus.com
(850)471-6222

Table of Contents

Cover Page 1
Table of Contents 3
Case Narrative 4
Detection Summary 5
Method Summary 7
Sample Summary 8
Client Sample Results 9
Definitions 13
Chronicle 14
QC Association 16
QC Sample Results 19
Chain of Custody 26
Receipt Checklists 27
Certification Summary 28

Job ID: 400-225435-1

Laboratory: Eurofins Pensacola

Narrative

Job Narrative
400-225435-1

Comments
Due to supply chain issues, Fluoride had to be run by method 300 instead of 4500. This may cause a deviation from the historic results.

Receipt
The samples were received on 9/3/2022 10:30 AM. Unless otherwise noted below, the samples arrived in good condition, and where required, properly preserved and on ice. The temperature of the cooler at receipt was 4.4º C.

HPLC/IC
Method 300.0: The following sample was diluted due to the abundance of non-target analytes: MW-12 (400-225435-3). Elevated reporting limits (RLs) are provided.

Metals
Method 6020: The ICV for batch 400-592624 passed recovery/accuracy criteria which serves the ICV purpose of verifying the calibration standards. The replicate RPDs for the elements were outside of the criteria for standards but within the criteria for field samples. Data has therefore been reported and narrated accordingly.

General Chemistry
Method SM 2540C: The sample duplicate (DUP) precision for analytical batch 400-591489 was outside control limits. Sample non-homogeneity is suspected.

Method SM 4500 Cl- E: The following sample was diluted to bring the concentration of target analytes within the calibration range: MW-12 (400-225435-3). Elevated reporting limits (RLs) are provided.

No additional analytical or quality issues were noted, other than those described above or in the Definitions/Glossary page.

Revision
The report being provided is a revision of the original report sent on 10/18/2022. The report (revision 1) is being revised due to: Client wants additional qc reported.

Detection Summary

Client: Florida Power and Light
Project/Site: CCR Smith Plant

Job ID: 400-225435-1
SDG: Upgradient

Client Sample ID: MW-02 — Lab Sample ID: 400-225435-1

Analyte	Result	Qualifier	PQL	MDL	Unit	Dil Fac	D	Method	Prep Type
Barium	0.014		0.0025	0.00070	mg/L	5		6020	Total Recoverable
Boron	0.032	I	0.050	0.0012	mg/L	5		6020	Total Recoverable
Calcium	9.7		0.25	0.13	mg/L	5		6020	Total Recoverable
Chromium	0.0017	I	0.0025	0.0010	mg/L	5		6020	Total Recoverable
Total Dissolved Solids	110		5.0	5.0	mg/L	1		SM 2540C	Total/NA
Chloride	8.5		2.0	1.4	mg/L	1		SM 4500 Cl- E	Total/NA
Sulfate	4.5	I	5.0	1.4	mg/L	1		SM 4500 SO4 E	Total/NA
Field pH	5.73				SU	1		Field Sampling	Total/NA

Client Sample ID: MW-03 — Lab Sample ID: 400-225435-2

Analyte	Result	Qualifier	PQL	MDL	Unit	Dil Fac	D	Method	Prep Type
Barium	0.024		0.0025	0.00070	mg/L	5		6020	Total Recoverable
Calcium	2.9		0.25	0.13	mg/L	5		6020	Total Recoverable
Chromium	0.0010	I	0.0025	0.0010	mg/L	5		6020	Total Recoverable
Lithium	0.010		0.0050	0.0049	mg/L	5		6020	Total Recoverable
Total Dissolved Solids	56		5.0	5.0	mg/L	1		SM 2540C	Total/NA
Chloride	12		2.0	1.4	mg/L	1		SM 4500 Cl- E	Total/NA
Sulfate	1.4	I	5.0	1.4	mg/L	1		SM 4500 SO4 E	Total/NA
Field pH	4.91				SU	1		Field Sampling	Total/NA

Client Sample ID: MW-12 — Lab Sample ID: 400-225435-3

Analyte	Result	Qualifier	PQL	MDL	Unit	Dil Fac	D	Method	Prep Type
Barium	0.012		0.0025	0.00070	mg/L	5		6020	Total Recoverable
Boron	0.083		0.050	0.0012	mg/L	5		6020	Total Recoverable
Calcium	31		0.25	0.13	mg/L	5		6020	Total Recoverable
Lithium	0.012		0.0050	0.0049	mg/L	5		6020	Total Recoverable
Total Dissolved Solids	530		5.0	5.0	mg/L	1		SM 2540C	Total/NA
Chloride	160		10	7.0	mg/L	5		SM 4500 Cl- E	Total/NA
Sulfate	19		5.0	1.4	mg/L	1		SM 4500 SO4 E	Total/NA
Field pH	6.00				SU	1		Field Sampling	Total/NA

Client Sample ID: DUP-01 — Lab Sample ID: 400-225435-4

Analyte	Result	Qualifier	PQL	MDL	Unit	Dil Fac	D	Method	Prep Type
Barium	0.014		0.0025	0.00070	mg/L	5		6020	Total Recoverable
Boron	0.031	I	0.050	0.0012	mg/L	5		6020	Total Recoverable
Calcium	11		0.25	0.13	mg/L	5		6020	Total Recoverable
Chromium	0.0016	I	0.0025	0.0010	mg/L	5		6020	Total Recoverable

This Detection Summary does not include radiochemical test results.

Client Sample ID: DUP-01 (Continued)

Lab Sample ID: 400-225435-4

Analyte	Result	Qualifier	PQL	MDL	Unit	Dil Fac	D	Method	Prep Type
Selenium	0.0021		0.0013	0.00082	mg/L	5		6020	Total Recoverable
Total Dissolved Solids	60		5.0	5.0	mg/L	1		SM 2540C	Total/NA
Chloride	8.3		2.0	1.4	mg/L	1		SM 4500 Cl- E	Total/NA
Sulfate	4.9	I	5.0	1.4	mg/L	1		SM 4500 SO4 E	Total/NA
Field pH	5.73				SU	1		Field Sampling	Total/NA

This Detection Summary does not include radiochemical test results.

Method Summary

Client: Florida Power and Light
Project/Site: CCR Smith Plant

Job ID: 400-225435-1
SDG: Upgradient

Method	Method Description	Protocol	Laboratory
300.0	Anions, Ion Chromatography	MCAWW	EET PEN
6020	Metals (ICP/MS)	SW846	EET PEN
7470A	Mercury (CVAA)	SW846	EET PEN
SM 2540C	Solids, Total Dissolved (TDS)	SM	EET PEN
SM 4500 Cl- E	Chloride, Total	SM	EET PEN
SM 4500 SO4 E	Sulfate, Total	SM	EET PEN
Field Sampling	Field Sampling	EPA	EET PEN
3005A	Preparation, Total Recoverable or Dissolved Metals	SW846	EET PEN
7470A	Preparation, Mercury	SW846	EET PEN

Protocol References:

EPA = US Environmental Protection Agency

MCAWW = "Methods For Chemical Analysis Of Water And Wastes", EPA-600/4-79-020, March 1983 And Subsequent Revisions.

SM = "Standard Methods For The Examination Of Water And Wastewater"

SW846 = "Test Methods For Evaluating Solid Waste, Physical/Chemical Methods", Third Edition, November 1986 And Its Updates.

Laboratory References:

EET PEN = Eurofins Pensacola, 3355 McLemore Drive, Pensacola, FL 32514, TEL (850)474-1001

Sample Summary

Client: Florida Power and Light
Project/Site: CCR Smith Plant

Job ID: 400-225435-1
SDG: Upgradient

Lab Sample ID	Client Sample ID	Matrix	Collected	Received
400-225435-1	MW-02	Water	09/01/22 17:35	09/03/22 10:30
400-225435-2	MW-03	Water	09/01/22 16:41	09/03/22 10:30
400-225435-3	MW-12	Water	09/01/22 17:20	09/03/22 10:30
400-225435-4	DUP-01	Water	09/01/22 16:35	09/03/22 10:30

Client Sample Results

Client: Florida Power and Light
Project/Site: CCR Smith Plant

Job ID: 400-225435-1
SDG: Upgradient

Client Sample ID: MW-02
Date Collected: 09/01/22 17:35
Date Received: 09/03/22 10:30

Lab Sample ID: 400-225435-1
Matrix: Water

Method: MCAWW 300.0 - Anions, Ion Chromatography

Analyte	Result	Qualifier	PQL	MDL	Unit	D	Prepared	Analyzed	Dil Fac
Fluoride	0.14	U	1.0	0.14	mg/L			09/06/22 23:47	1

Method: SW846 6020 - Metals (ICP/MS) - Total Recoverable

Analyte	Result	Qualifier	PQL	MDL	Unit	D	Prepared	Analyzed	Dil Fac
Antimony	0.0015	U	0.0025	0.0015	mg/L		09/07/22 15:11	09/14/22 19:00	5
Arsenic	0.0012	U	0.0013	0.0012	mg/L		09/07/22 15:11	09/14/22 19:00	5
Barium	**0.014**		0.0025	0.00070	mg/L		09/07/22 15:11	09/14/22 19:00	5
Beryllium	0.00092	U	0.0025	0.00092	mg/L		09/07/22 15:11	09/14/22 19:00	5
Boron	**0.032**	**I**	0.050	0.0012	mg/L		09/07/22 15:11	09/14/22 19:00	5
Cadmium	0.00065	U	0.0025	0.00065	mg/L		09/07/22 15:11	09/14/22 19:00	5
Calcium	**9.7**		0.25	0.13	mg/L		09/07/22 15:11	09/17/22 02:03	5
Chromium	**0.0017**	**I**	0.0025	0.0010	mg/L		09/07/22 15:11	09/14/22 19:00	5
Cobalt	0.00056	U	0.0025	0.00056	mg/L		09/07/22 15:11	09/14/22 19:00	5
Lead	0.00081	U	0.0013	0.00081	mg/L		09/07/22 15:11	09/14/22 19:00	5
Lithium	0.0049	U	0.0050	0.0049	mg/L		09/07/22 15:11	09/17/22 02:03	5
Molybdenum	0.0013	U	0.015	0.0013	mg/L		09/07/22 15:11	09/14/22 19:00	5
Selenium	0.00082	U	0.0013	0.00082	mg/L		09/07/22 15:11	09/15/22 16:51	5
Thallium	0.00046	U	0.00050	0.00046	mg/L		09/07/22 15:11	09/14/22 19:00	5

Method: SW846 7470A - Mercury (CVAA)

Analyte	Result	Qualifier	PQL	MDL	Unit	D	Prepared	Analyzed	Dil Fac
Mercury	0.00015	U	0.00020	0.00015	mg/L		09/19/22 08:00	09/21/22 12:39	1

General Chemistry

Analyte	Result	Qualifier	PQL	MDL	Unit	D	Prepared	Analyzed	Dil Fac
Total Dissolved Solids (SM 2540C)	**110**		5.0	5.0	mg/L			09/06/22 13:47	1
Chloride (SM 4500 Cl- E)	**8.5**		2.0	1.4	mg/L			09/10/22 23:23	1
Sulfate (SM 4500 SO4 E)	**4.5**	**I**	5.0	1.4	mg/L			09/11/22 19:54	1

Method: EPA Field Sampling - Field Sampling

Analyte	Result	Qualifier	PQL	MDL	Unit	D	Prepared	Analyzed	Dil Fac
Field pH	**5.73**				SU			09/01/22 17:35	1

Client Sample Results

Client: Florida Power and Light
Project/Site: CCR Smith Plant

Job ID: 400-225435-1
SDG: Upgradient

Client Sample ID: MW-03
Date Collected: 09/01/22 16:41
Date Received: 09/03/22 10:30

Lab Sample ID: 400-225435-2
Matrix: Water

Method: MCAWW 300.0 - Anions, Ion Chromatography

Analyte	Result	Qualifier	PQL	MDL	Unit	D	Prepared	Analyzed	Dil Fac
Fluoride	0.14	U	1.0	0.14	mg/L			09/07/22 00:50	1

Method: SW846 6020 - Metals (ICP/MS) - Total Recoverable

Analyte	Result	Qualifier	PQL	MDL	Unit	D	Prepared	Analyzed	Dil Fac
Antimony	0.0015	U	0.0025	0.0015	mg/L		09/07/22 15:11	09/14/22 19:25	5
Arsenic	0.0012	U	0.0013	0.0012	mg/L		09/07/22 15:11	09/14/22 19:25	5
Barium	**0.024**		0.0025	0.00070	mg/L		09/07/22 15:11	09/14/22 19:25	5
Beryllium	0.00092	U	0.0025	0.00092	mg/L		09/07/22 15:11	09/14/22 19:25	5
Boron	0.0012	U	0.050	0.0012	mg/L		09/07/22 15:11	09/14/22 19:25	5
Cadmium	0.00065	U	0.0025	0.00065	mg/L		09/07/22 15:11	09/14/22 19:25	5
Calcium	**2.9**		0.25	0.13	mg/L		09/07/22 15:11	09/14/22 19:25	5
Chromium	**0.0010**	**I**	0.0025	0.0010	mg/L		09/07/22 15:11	09/14/22 19:25	5
Cobalt	0.00056	U	0.0025	0.00056	mg/L		09/07/22 15:11	09/14/22 19:25	5
Lead	0.00081	U	0.0013	0.00081	mg/L		09/07/22 15:11	09/14/22 19:25	5
Lithium	**0.010**		0.0050	0.0049	mg/L		09/07/22 15:11	09/17/22 02:06	5
Molybdenum	0.0013	U	0.015	0.0013	mg/L		09/07/22 15:11	09/14/22 19:25	5
Selenium	0.00082	U	0.0013	0.00082	mg/L		09/07/22 15:11	09/15/22 16:54	5
Thallium	0.00046	U	0.00050	0.00046	mg/L		09/07/22 15:11	09/14/22 19:25	5

Method: SW846 7470A - Mercury (CVAA)

Analyte	Result	Qualifier	PQL	MDL	Unit	D	Prepared	Analyzed	Dil Fac
Mercury	0.00015	U	0.00020	0.00015	mg/L		09/19/22 08:00	09/21/22 12:41	1

General Chemistry

Analyte	Result	Qualifier	PQL	MDL	Unit	D	Prepared	Analyzed	Dil Fac
Total Dissolved Solids (SM 2540C)	**56**		5.0	5.0	mg/L			09/06/22 13:47	1
Chloride (SM 4500 Cl- E)	**12**		2.0	1.4	mg/L			09/10/22 23:24	1
Sulfate (SM 4500 SO4 E)	**1.4**	**I**	5.0	1.4	mg/L			09/11/22 19:55	1

Method: EPA Field Sampling - Field Sampling

Analyte	Result	Qualifier	PQL	MDL	Unit	D	Prepared	Analyzed	Dil Fac
Field pH	**4.91**				SU			09/01/22 16:41	1

Client Sample Results

Client: Florida Power and Light
Project/Site: CCR Smith Plant

Job ID: 400-225435-1
SDG: Upgradient

Client Sample ID: MW-12
Date Collected: 09/01/22 17:20
Date Received: 09/03/22 10:30

Lab Sample ID: 400-225435-3
Matrix: Water

Method: MCAWW 300.0 - Anions, Ion Chromatography

Analyte	Result	Qualifier	PQL	MDL	Unit	D	Prepared	Analyzed	Dil Fac
Fluoride	0.14	U	1.0	0.14	mg/L			09/07/22 16:44	1

Method: SW846 6020 - Metals (ICP/MS) - Total Recoverable

Analyte	Result	Qualifier	PQL	MDL	Unit	D	Prepared	Analyzed	Dil Fac
Antimony	0.0015	U	0.0025	0.0015	mg/L		09/07/22 15:11	09/14/22 19:28	5
Arsenic	0.0012	U	0.0013	0.0012	mg/L		09/07/22 15:11	09/14/22 19:28	5
Barium	**0.012**		0.0025	0.00070	mg/L		09/07/22 15:11	09/14/22 19:28	5
Beryllium	0.00092	U	0.0025	0.00092	mg/L		09/07/22 15:11	09/14/22 19:28	5
Boron	**0.083**		0.050	0.0012	mg/L		09/07/22 15:11	09/14/22 19:28	5
Cadmium	0.00065	U	0.0025	0.00065	mg/L		09/07/22 15:11	09/14/22 19:28	5
Calcium	**31**		0.25	0.13	mg/L		09/07/22 15:11	09/14/22 19:28	5
Chromium	0.0010	U	0.0025	0.0010	mg/L		09/07/22 15:11	09/14/22 19:28	5
Cobalt	0.00056	U	0.0025	0.00056	mg/L		09/07/22 15:11	09/14/22 19:28	5
Lead	0.00081	U	0.0013	0.00081	mg/L		09/07/22 15:11	09/14/22 19:28	5
Lithium	**0.012**		0.0050	0.0049	mg/L		09/07/22 15:11	09/17/22 02:09	5
Molybdenum	0.0013	U	0.015	0.0013	mg/L		09/07/22 15:11	09/14/22 19:28	5
Selenium	0.00082	U	0.0013	0.00082	mg/L		09/07/22 15:11	09/15/22 16:57	5
Thallium	0.00046	U	0.00050	0.00046	mg/L		09/07/22 15:11	09/14/22 19:28	5

Method: SW846 7470A - Mercury (CVAA)

Analyte	Result	Qualifier	PQL	MDL	Unit	D	Prepared	Analyzed	Dil Fac
Mercury	0.00015	U	0.00020	0.00015	mg/L		09/19/22 08:00	09/21/22 12:43	1

General Chemistry

Analyte	Result	Qualifier	PQL	MDL	Unit	D	Prepared	Analyzed	Dil Fac
Total Dissolved Solids (SM 2540C)	**530**		5.0	5.0	mg/L			09/06/22 13:47	1
Chloride (SM 4500 Cl- E)	**160**		10	7.0	mg/L			09/10/22 23:24	5
Sulfate (SM 4500 SO4 E)	**19**		5.0	1.4	mg/L			09/11/22 19:57	1

Method: EPA Field Sampling - Field Sampling

Analyte	Result	Qualifier	PQL	MDL	Unit	D	Prepared	Analyzed	Dil Fac
Field pH	**6.00**				SU			09/01/22 17:20	1

Client Sample Results

Client: Florida Power and Light
Project/Site: CCR Smith Plant

Job ID: 400-225435-1
SDG: Upgradient

Client Sample ID: DUP-01

Date Collected: 09/01/22 16:35
Date Received: 09/03/22 10:30

Lab Sample ID: 400-225435-4

Matrix: Water

Method: MCAWW 300.0 - Anions, Ion Chromatography

Analyte	Result	Qualifier	PQL	MDL	Unit	D	Prepared	Analyzed	Dil Fac
Fluoride	0.14	U	1.0	0.14	mg/L			09/07/22 01:31	1

Method: SW846 6020 - Metals (ICP/MS) - Total Recoverable

Analyte	Result	Qualifier	PQL	MDL	Unit	D	Prepared	Analyzed	Dil Fac
Antimony	0.0015	U	0.0025	0.0015	mg/L		09/07/22 15:11	09/14/22 19:32	5
Arsenic	0.0012	U	0.0013	0.0012	mg/L		09/07/22 15:11	09/14/22 19:32	5
Barium	**0.014**		0.0025	0.00070	mg/L		09/07/22 15:11	09/14/22 19:32	5
Beryllium	0.00092	U	0.0025	0.00092	mg/L		09/07/22 15:11	09/14/22 19:32	5
Boron	**0.031**	**I**	0.050	0.0012	mg/L		09/07/22 15:11	09/14/22 19:32	5
Cadmium	0.00065	U	0.0025	0.00065	mg/L		09/07/22 15:11	09/14/22 19:32	5
Calcium	**11**		0.25	0.13	mg/L		09/07/22 15:11	09/14/22 19:32	5
Chromium	**0.0016**	**I**	0.0025	0.0010	mg/L		09/07/22 15:11	09/14/22 19:32	5
Cobalt	0.00056	U	0.0025	0.00056	mg/L		09/07/22 15:11	09/14/22 19:32	5
Lead	0.00081	U	0.0013	0.00081	mg/L		09/07/22 15:11	09/14/22 19:32	5
Lithium	0.0049	U	0.0050	0.0049	mg/L		09/07/22 15:11	09/17/22 02:34	5
Molybdenum	0.0013	U	0.015	0.0013	mg/L		09/07/22 15:11	09/14/22 19:32	5
Selenium	**0.0021**		0.0013	0.00082	mg/L		09/07/22 15:11	09/17/22 02:34	5
Thallium	0.00046	U	0.00050	0.00046	mg/L		09/07/22 15:11	09/14/22 19:32	5

Method: SW846 7470A - Mercury (CVAA)

Analyte	Result	Qualifier	PQL	MDL	Unit	D	Prepared	Analyzed	Dil Fac
Mercury	0.00015	U	0.00020	0.00015	mg/L		09/19/22 08:00	09/21/22 12:54	1

General Chemistry

Analyte	Result	Qualifier	PQL	MDL	Unit	D	Prepared	Analyzed	Dil Fac
Total Dissolved Solids (SM 2540C)	**60**		5.0	5.0	mg/L			09/06/22 13:47	1
Chloride (SM 4500 Cl- E)	**8.3**		2.0	1.4	mg/L			09/10/22 23:22	1
Sulfate (SM 4500 SO4 E)	**4.9**	**I**	5.0	1.4	mg/L			09/11/22 19:57	1

Method: EPA Field Sampling - Field Sampling

Analyte	Result	Qualifier	PQL	MDL	Unit	D	Prepared	Analyzed	Dil Fac
Field pH	**5.73**				SU			09/01/22 16:35	1

Qualifiers

HPLC/IC

Qualifier	Qualifier Description
U	Indicates that the compound was analyzed for but not detected.

Metals

Qualifier	Qualifier Description
I	The reported value is between the laboratory method detection limit and the laboratory practical quantitation limit.
J3	Estimated value; value may not be accurate. Spike recovery or RPD outside of criteria.
L	Off-scale high. Actual value is known to be greater than the value given.
U	Indicates that the compound was analyzed for but not detected.
V	Indicates that the analyte was detected at or above the method detection limit in both the sample and the associated method blank and the value of 10 times the blank value was equal to or greater than the associated sample value.

General Chemistry

Qualifier	Qualifier Description
I	The reported value is between the laboratory method detection limit and the laboratory practical quantitation limit.
J3	Estimated value; value may not be accurate. Spike recovery or RPD outside of criteria.
U	Indicates that the compound was analyzed for but not detected.

Glossary

Abbreviation	These commonly used abbreviations may or may not be present in this report.
¤	Listed under the "D" column to designate that the result is reported on a dry weight basis
%R	Percent Recovery
CFL	Contains Free Liquid
CFU	Colony Forming Unit
CNF	Contains No Free Liquid
DER	Duplicate Error Ratio (normalized absolute difference)
Dil Fac	Dilution Factor
DL	Detection Limit (DoD/DOE)
DL, RA, RE, IN	Indicates a Dilution, Re-analysis, Re-extraction, or additional Initial metals/anion analysis of the sample
DLC	Decision Level Concentration (Radiochemistry)
EDL	Estimated Detection Limit (Dioxin)
LOD	Limit of Detection (DoD/DOE)
LOQ	Limit of Quantitation (DoD/DOE)
MCL	EPA recommended "Maximum Contaminant Level"
MDA	Minimum Detectable Activity (Radiochemistry)
MDC	Minimum Detectable Concentration (Radiochemistry)
MDL	Method Detection Limit
ML	Minimum Level (Dioxin)
MPN	Most Probable Number
MQL	Method Quantitation Limit
NC	Not Calculated
ND	Not Detected at the reporting limit (or MDL or EDL if shown)
NEG	Negative / Absent
POS	Positive / Present
PQL	Practical Quantitation Limit
PRES	Presumptive
QC	Quality Control
RER	Relative Error Ratio (Radiochemistry)
RL	Reporting Limit or Requested Limit (Radiochemistry)
RPD	Relative Percent Difference, a measure of the relative difference between two points
TEF	Toxicity Equivalent Factor (Dioxin)
TEQ	Toxicity Equivalent Quotient (Dioxin)
TNTC	Too Numerous To Count

Lab Chronicle

Client: Florida Power and Light
Project/Site: CCR Smith Plant

Job ID: 400-225435-1
SDG: Upgradient

Client Sample ID: MW-02
Date Collected: 09/01/22 17:35
Date Received: 09/03/22 10:30

Lab Sample ID: 400-225435-1
Matrix: Water

Prep Type	Batch Type	Batch Method	Run	Dilution Factor	Batch Number	Analyst	Lab	Prepared or Analyzed
Total/NA	Analysis	300.0		1	591544	JAS	EET PEN	09/06/22 23:47
Total Recoverable	Prep	3005A			591676	KWN	EET PEN	09/07/22 15:11 - 09/07/22 17:42 [1]
Total Recoverable	Analysis	6020		5	592624	NTH	EET PEN	09/14/22 19:00
Total Recoverable	Prep	3005A			591676	KWN	EET PEN	09/07/22 15:11 - 09/07/22 17:42 [1]
Total Recoverable	Analysis	6020		5	592756	NTH	EET PEN	09/15/22 16:51
Total Recoverable	Prep	3005A			591676	KWN	EET PEN	09/07/22 15:11 - 09/07/22 17:42 [1]
Total Recoverable	Analysis	6020		5	592944	NTH	EET PEN	09/17/22 02:03
Total/NA	Prep	7470A			592937	NET	EET PEN	09/19/22 08:00 - 09/19/22 10:30 [1]
Total/NA	Analysis	7470A		1	593446	NET	EET PEN	09/21/22 12:39
Total/NA	Analysis	SM 2540C		1	591489	VB	EET PEN	09/06/22 13:47
Total/NA	Analysis	SM 4500 Cl- E		1	592088	DN1	EET PEN	09/10/22 23:23
Total/NA	Analysis	SM 4500 SO4 E		1	592115	DN1	EET PEN	09/11/22 19:54
Total/NA	Analysis	Field Sampling		1	596277	S1K	EET PEN	09/01/22 17:35

Client Sample ID: MW-03
Date Collected: 09/01/22 16:41
Date Received: 09/03/22 10:30

Lab Sample ID: 400-225435-2
Matrix: Water

Prep Type	Batch Type	Batch Method	Run	Dilution Factor	Batch Number	Analyst	Lab	Prepared or Analyzed
Total/NA	Analysis	300.0		1	591544	JAS	EET PEN	09/07/22 00:50
Total Recoverable	Prep	3005A			591676	KWN	EET PEN	09/07/22 15:11 - 09/07/22 17:42 [1]
Total Recoverable	Analysis	6020		5	592624	NTH	EET PEN	09/14/22 19:25
Total Recoverable	Prep	3005A			591676	KWN	EET PEN	09/07/22 15:11 - 09/07/22 17:42 [1]
Total Recoverable	Analysis	6020		5	592756	NTH	EET PEN	09/15/22 16:54
Total Recoverable	Prep	3005A			591676	KWN	EET PEN	09/07/22 15:11 - 09/07/22 17:42 [1]
Total Recoverable	Analysis	6020		5	592944	NTH	EET PEN	09/17/22 02:06
Total/NA	Prep	7470A			592937	NET	EET PEN	09/19/22 08:00 - 09/19/22 10:30 [1]
Total/NA	Analysis	7470A		1	593446	NET	EET PEN	09/21/22 12:41
Total/NA	Analysis	SM 2540C		1	591489	VB	EET PEN	09/06/22 13:47
Total/NA	Analysis	SM 4500 Cl- E		1	592088	DN1	EET PEN	09/10/22 23:24
Total/NA	Analysis	SM 4500 SO4 E		1	592115	DN1	EET PEN	09/11/22 19:55
Total/NA	Analysis	Field Sampling		1	596277	S1K	EET PEN	09/01/22 16:41

Client Sample ID: MW-12
Date Collected: 09/01/22 17:20
Date Received: 09/03/22 10:30

Lab Sample ID: 400-225435-3
Matrix: Water

Prep Type	Batch Type	Batch Method	Run	Dilution Factor	Batch Number	Analyst	Lab	Prepared or Analyzed
Total/NA	Analysis	300.0		1	591603	JAS	EET PEN	09/07/22 16:44
Total Recoverable	Prep	3005A			591676	KWN	EET PEN	09/07/22 15:11 - 09/07/22 17:42 [1]
Total Recoverable	Analysis	6020		5	592624	NTH	EET PEN	09/14/22 19:28
Total Recoverable	Prep	3005A			591676	KWN	EET PEN	09/07/22 15:11 - 09/07/22 17:42 [1]
Total Recoverable	Analysis	6020		5	592756	NTH	EET PEN	09/15/22 16:57

Lab Chronicle

Client: Florida Power and Light
Project/Site: CCR Smith Plant

Job ID: 400-225435-1
SDG: Upgradient

Client Sample ID: MW-12

Date Collected: 09/01/22 17:20
Date Received: 09/03/22 10:30

Lab Sample ID: 400-225435-3

Matrix: Water

Prep Type	Batch Type	Batch Method	Run	Dilution Factor	Batch Number	Analyst	Lab	Prepared or Analyzed
Total Recoverable	Prep	3005A			591676	KWN	EET PEN	09/07/22 15:11 - 09/07/22 17:42 [1]
Total Recoverable	Analysis	6020		5	592944	NTH	EET PEN	09/17/22 02:09
Total/NA	Prep	7470A			592937	NET	EET PEN	09/19/22 08:00 - 09/19/22 10:30 [1]
Total/NA	Analysis	7470A		1	593446	NET	EET PEN	09/21/22 12:43
Total/NA	Analysis	SM 2540C		1	591489	VB	EET PEN	09/06/22 13:47
Total/NA	Analysis	SM 4500 Cl- E		5	592088	DN1	EET PEN	09/10/22 23:24
Total/NA	Analysis	SM 4500 SO4 E		1	592115	DN1	EET PEN	09/11/22 19:57
Total/NA	Analysis	Field Sampling		1	596277	S1K	EET PEN	09/01/22 17:20

Client Sample ID: DUP-01

Date Collected: 09/01/22 16:35
Date Received: 09/03/22 10:30

Lab Sample ID: 400-225435-4

Matrix: Water

Prep Type	Batch Type	Batch Method	Run	Dilution Factor	Batch Number	Analyst	Lab	Prepared or Analyzed
Total/NA	Analysis	300.0		1	591544	JAS	EET PEN	09/07/22 01:31
Total Recoverable	Prep	3005A			591676	KWN	EET PEN	09/07/22 15:11 - 09/07/22 17:42 [1]
Total Recoverable	Analysis	6020		5	592624	NTH	EET PEN	09/14/22 19:32
Total Recoverable	Prep	3005A			591676	KWN	EET PEN	09/07/22 15:11 - 09/07/22 17:42 [1]
Total Recoverable	Analysis	6020		5	592944	NTH	EET PEN	09/17/22 02:34
Total/NA	Prep	7470A			592937	NET	EET PEN	09/19/22 08:00 - 09/19/22 10:30 [1]
Total/NA	Analysis	7470A		1	593446	NET	EET PEN	09/21/22 12:54
Total/NA	Analysis	SM 2540C		1	591489	VB	EET PEN	09/06/22 13:47
Total/NA	Analysis	SM 4500 Cl- E		1	592088	DN1	EET PEN	09/10/22 23:22
Total/NA	Analysis	SM 4500 SO4 E		1	592115	DN1	EET PEN	09/11/22 19:57
Total/NA	Analysis	Field Sampling		1	596277	S1K	EET PEN	09/01/22 16:35

[1] Completion dates and times are reported or not reported per method requirements or individual lab discretion.

Laboratory References:

EET PEN = Eurofins Pensacola, 3355 McLemore Drive, Pensacola, FL 32514, TEL (850)474-1001

HPLC/IC

Analysis Batch: 591544

Lab Sample ID	Client Sample ID	Prep Type	Matrix	Method	Prep Batch
400-225435-1	MW-02	Total/NA	Water	300.0	
400-225435-2	MW-03	Total/NA	Water	300.0	
400-225435-4	DUP-01	Total/NA	Water	300.0	
MB 400-591544/5	Method Blank	Total/NA	Water	300.0	
LCS 400-591544/6	Lab Control Sample	Total/NA	Water	300.0	
LCSD 400-591544/7	Lab Control Sample Dup	Total/NA	Water	300.0	
400-225433-B-1 MS	Matrix Spike	Total/NA	Water	300.0	
400-225433-B-1 MSD	Matrix Spike Duplicate	Total/NA	Water	300.0	

Analysis Batch: 591603

Lab Sample ID	Client Sample ID	Prep Type	Matrix	Method	Prep Batch
400-225435-3	MW-12	Total/NA	Water	300.0	
MB 400-591603/5	Method Blank	Total/NA	Water	300.0	
LCS 400-591603/6	Lab Control Sample	Total/NA	Water	300.0	
LCSD 400-591603/24	Lab Control Sample Dup	Total/NA	Water	300.0	
400-225433-B-1 MS	Matrix Spike	Total/NA	Water	300.0	
400-225433-B-1 MSD	Matrix Spike Duplicate	Total/NA	Water	300.0	

Metals

Prep Batch: 591676

Lab Sample ID	Client Sample ID	Prep Type	Matrix	Method	Prep Batch
400-225435-1	MW-02	Total Recoverable	Water	3005A	
400-225435-2	MW-03	Total Recoverable	Water	3005A	
400-225435-3	MW-12	Total Recoverable	Water	3005A	
400-225435-4	DUP-01	Total Recoverable	Water	3005A	
MB 400-591676/1-A ^5	Method Blank	Total Recoverable	Water	3005A	
LCS 400-591676/2-A ^5	Lab Control Sample	Total Recoverable	Water	3005A	
400-225434-C-1-B MS ^5	Matrix Spike	Total Recoverable	Water	3005A	
400-225434-C-1-C MSD ^5	Matrix Spike Duplicate	Total Recoverable	Water	3005A	

Analysis Batch: 592429

Lab Sample ID	Client Sample ID	Prep Type	Matrix	Method	Prep Batch
MB 400-591676/1-A ^5	Method Blank	Total Recoverable	Water	6020	591676
LCS 400-591676/2-A ^5	Lab Control Sample	Total Recoverable	Water	6020	591676
400-225434-C-1-B MS ^5	Matrix Spike	Total Recoverable	Water	6020	591676
400-225434-C-1-C MSD ^5	Matrix Spike Duplicate	Total Recoverable	Water	6020	591676

Analysis Batch: 592624

Lab Sample ID	Client Sample ID	Prep Type	Matrix	Method	Prep Batch
400-225435-1	MW-02	Total Recoverable	Water	6020	591676
400-225435-2	MW-03	Total Recoverable	Water	6020	591676
400-225435-3	MW-12	Total Recoverable	Water	6020	591676
400-225435-4	DUP-01	Total Recoverable	Water	6020	591676
MB 400-591676/1-A ^5	Method Blank	Total Recoverable	Water	6020	591676
LCS 400-591676/2-A ^5	Lab Control Sample	Total Recoverable	Water	6020	591676

Analysis Batch: 592756

Lab Sample ID	Client Sample ID	Prep Type	Matrix	Method	Prep Batch
400-225435-1	MW-02	Total Recoverable	Water	6020	591676
400-225435-2	MW-03	Total Recoverable	Water	6020	591676

Metals (Continued)

Analysis Batch: 592756 (Continued)

Lab Sample ID	Client Sample ID	Prep Type	Matrix	Method	Prep Batch
400-225435-3	MW-12	Total Recoverable	Water	6020	591676
MB 400-591676/1-A ^5	Method Blank	Total Recoverable	Water	6020	591676
LCS 400-591676/2-A ^5	Lab Control Sample	Total Recoverable	Water	6020	591676

Prep Batch: 592937

Lab Sample ID	Client Sample ID	Prep Type	Matrix	Method	Prep Batch
400-225435-1	MW-02	Total/NA	Water	7470A	
400-225435-2	MW-03	Total/NA	Water	7470A	
400-225435-3	MW-12	Total/NA	Water	7470A	
400-225435-4	DUP-01	Total/NA	Water	7470A	
MB 400-592937/14-A	Method Blank	Total/NA	Water	7470A	
LCS 400-592937/15-A	Lab Control Sample	Total/NA	Water	7470A	
400-225433-C-2-D MS	Matrix Spike	Total/NA	Water	7470A	
400-225433-C-2-E MSD	Matrix Spike Duplicate	Total/NA	Water	7470A	

Analysis Batch: 592944

Lab Sample ID	Client Sample ID	Prep Type	Matrix	Method	Prep Batch
400-225435-1	MW-02	Total Recoverable	Water	6020	591676
400-225435-2	MW-03	Total Recoverable	Water	6020	591676
400-225435-3	MW-12	Total Recoverable	Water	6020	591676
400-225435-4	DUP-01	Total Recoverable	Water	6020	591676

Analysis Batch: 593446

Lab Sample ID	Client Sample ID	Prep Type	Matrix	Method	Prep Batch
400-225435-1	MW-02	Total/NA	Water	7470A	592937
400-225435-2	MW-03	Total/NA	Water	7470A	592937
400-225435-3	MW-12	Total/NA	Water	7470A	592937
400-225435-4	DUP-01	Total/NA	Water	7470A	592937
MB 400-592937/14-A	Method Blank	Total/NA	Water	7470A	592937
LCS 400-592937/15-A	Lab Control Sample	Total/NA	Water	7470A	592937
400-225433-C-2-D MS	Matrix Spike	Total/NA	Water	7470A	592937
400-225433-C-2-E MSD	Matrix Spike Duplicate	Total/NA	Water	7470A	592937

General Chemistry

Analysis Batch: 591489

Lab Sample ID	Client Sample ID	Prep Type	Matrix	Method	Prep Batch
400-225435-1	MW-02	Total/NA	Water	SM 2540C	
400-225435-2	MW-03	Total/NA	Water	SM 2540C	
400-225435-3	MW-12	Total/NA	Water	SM 2540C	
400-225435-4	DUP-01	Total/NA	Water	SM 2540C	
MB 400-591489/1	Method Blank	Total/NA	Water	SM 2540C	
LCS 400-591489/2	Lab Control Sample	Total/NA	Water	SM 2540C	
400-225435-2 DU	MW-03	Total/NA	Water	SM 2540C	

Analysis Batch: 592088

Lab Sample ID	Client Sample ID	Prep Type	Matrix	Method	Prep Batch
400-225435-1	MW-02	Total/NA	Water	SM 4500 Cl- E	
400-225435-2	MW-03	Total/NA	Water	SM 4500 Cl- E	
400-225435-3	MW-12	Total/NA	Water	SM 4500 Cl- E	
400-225435-4	DUP-01	Total/NA	Water	SM 4500 Cl- E	

General Chemistry (Continued)

Analysis Batch: 592088 (Continued)

Lab Sample ID	Client Sample ID	Prep Type	Matrix	Method	Prep Batch
MB 400-592088/13	Method Blank	Total/NA	Water	SM 4500 Cl- E	
LCS 400-592088/14	Lab Control Sample	Total/NA	Water	SM 4500 Cl- E	
MRL 400-592088/15	Lab Control Sample	Total/NA	Water	SM 4500 Cl- E	
400-225499-C-2 MS	Matrix Spike	Total/NA	Water	SM 4500 Cl- E	
400-225499-C-2 MSD	Matrix Spike Duplicate	Total/NA	Water	SM 4500 Cl- E	

Analysis Batch: 592115

Lab Sample ID	Client Sample ID	Prep Type	Matrix	Method	Prep Batch
400-225435-1	MW-02	Total/NA	Water	SM 4500 SO4 E	
400-225435-2	MW-03	Total/NA	Water	SM 4500 SO4 E	
400-225435-3	MW-12	Total/NA	Water	SM 4500 SO4 E	
400-225435-4	DUP-01	Total/NA	Water	SM 4500 SO4 E	
MB 400-592115/12	Method Blank	Total/NA	Water	SM 4500 SO4 E	
LCS 400-592115/13	Lab Control Sample	Total/NA	Water	SM 4500 SO4 E	
MRL 400-592115/14	Lab Control Sample	Total/NA	Water	SM 4500 SO4 E	
400-225435-2 MS	MW-03	Total/NA	Water	SM 4500 SO4 E	
400-225435-2 MSD	MW-03	Total/NA	Water	SM 4500 SO4 E	

Field Service / Mobile Lab

Analysis Batch: 596277

Lab Sample ID	Client Sample ID	Prep Type	Matrix	Method	Prep Batch
400-225435-1	MW-02	Total/NA	Water	Field Sampling	
400-225435-2	MW-03	Total/NA	Water	Field Sampling	
400-225435-3	MW-12	Total/NA	Water	Field Sampling	
400-225435-4	DUP-01	Total/NA	Water	Field Sampling	

Method: 300.0 - Anions, Ion Chromatography

Lab Sample ID: MB 400-591544/5
Matrix: Water
Analysis Batch: 591544

Client Sample ID: Method Blank
Prep Type: Total/NA

Analyte	MB Result	MB Qualifier	PQL	MDL	Unit	D	Prepared	Analyzed	Dil Fac
Fluoride	0.14	U	1.0	0.14	mg/L			09/06/22 16:30	1

Lab Sample ID: LCS 400-591544/6
Matrix: Water
Analysis Batch: 591544

Client Sample ID: Lab Control Sample
Prep Type: Total/NA

Analyte	Spike Added	LCS Result	LCS Qualifier	Unit	D	%Rec	%Rec Limits
Fluoride	10.0	10.7		mg/L		107	90 - 110

Lab Sample ID: LCSD 400-591544/7
Matrix: Water
Analysis Batch: 591544

Client Sample ID: Lab Control Sample Dup
Prep Type: Total/NA

Analyte	Spike Added	LCSD Result	LCSD Qualifier	Unit	D	%Rec	%Rec Limits	RPD	RPD Limit
Fluoride	10.0	11.0		mg/L		110	90 - 110	3	15

Lab Sample ID: 400-225433-B-1 MS
Matrix: Water
Analysis Batch: 591544

Client Sample ID: Matrix Spike
Prep Type: Total/NA

Analyte	Sample Result	Sample Qualifier	Spike Added	MS Result	MS Qualifier	Unit	D	%Rec	%Rec Limits
Fluoride	14	U	1000	1180		mg/L		118	80 - 120

Lab Sample ID: 400-225433-B-1 MSD
Matrix: Water
Analysis Batch: 591544

Client Sample ID: Matrix Spike Duplicate
Prep Type: Total/NA

Analyte	Sample Result	Sample Qualifier	Spike Added	MSD Result	MSD Qualifier	Unit	D	%Rec	%Rec Limits	RPD	RPD Limit
Fluoride	14	U	1000	1180		mg/L		118	80 - 120	0	20

Lab Sample ID: MB 400-591603/5
Matrix: Water
Analysis Batch: 591603

Client Sample ID: Method Blank
Prep Type: Total/NA

Analyte	MB Result	MB Qualifier	PQL	MDL	Unit	D	Prepared	Analyzed	Dil Fac
Fluoride	0.14	U	1.0	0.14	mg/L			09/07/22 10:50	1

Lab Sample ID: LCS 400-591603/6
Matrix: Water
Analysis Batch: 591603

Client Sample ID: Lab Control Sample
Prep Type: Total/NA

Analyte	Spike Added	LCS Result	LCS Qualifier	Unit	D	%Rec	%Rec Limits
Fluoride	10.0	10.9		mg/L		109	90 - 110

Lab Sample ID: LCSD 400-591603/24
Matrix: Water
Analysis Batch: 591603

Client Sample ID: Lab Control Sample Dup
Prep Type: Total/NA

Analyte	Spike Added	LCSD Result	LCSD Qualifier	Unit	D	%Rec	%Rec Limits	RPD	RPD Limit
Fluoride	10.0	10.9		mg/L		109	90 - 110	1	15

Method: 300.0 - Anions, Ion Chromatography

Lab Sample ID: 400-225433-B-1 MS
Matrix: Water
Analysis Batch: 591603

Client Sample ID: Matrix Spike
Prep Type: Total/NA

Analyte	Sample Result	Sample Qualifier	Spike Added	MS Result	MS Qualifier	Unit	D	%Rec	%Rec Limits
Fluoride	0.14	U	10.0	8.90		mg/L		89	80 - 120

Lab Sample ID: 400-225433-B-1 MSD
Matrix: Water
Analysis Batch: 591603

Client Sample ID: Matrix Spike Duplicate
Prep Type: Total/NA

Analyte	Sample Result	Sample Qualifier	Spike Added	MSD Result	MSD Qualifier	Unit	D	%Rec	%Rec Limits	RPD	RPD Limit
Fluoride	0.14	U	10.0	9.20		mg/L		92	80 - 120	3	20

Method: 6020 - Metals (ICP/MS)

Lab Sample ID: MB 400-591676/1-A ^5
Matrix: Water
Analysis Batch: 592429

Client Sample ID: Method Blank
Prep Type: Total Recoverable
Prep Batch: 591676

Analyte	MB Result	MB Qualifier	PQL	MDL	Unit	D	Prepared	Analyzed	Dil Fac
Antimony	0.0015	U	0.0025	0.0015	mg/L		09/07/22 15:11	09/13/22 17:53	5
Arsenic	0.0012	U	0.0013	0.0012	mg/L		09/07/22 15:11	09/13/22 17:53	5
Barium	0.00070	U	0.0025	0.00070	mg/L		09/07/22 15:11	09/13/22 17:53	5
Beryllium	0.00092	U	0.0025	0.00092	mg/L		09/07/22 15:11	09/13/22 17:53	5
Boron	0.0012	U	0.050	0.0012	mg/L		09/07/22 15:11	09/13/22 17:53	5
Cadmium	0.00163	I	0.0025	0.00065	mg/L		09/07/22 15:11	09/13/22 17:53	5
Calcium	0.452		0.25	0.13	mg/L		09/07/22 15:11	09/13/22 17:53	5
Chromium	0.0010	U	0.0025	0.0010	mg/L		09/07/22 15:11	09/13/22 17:53	5
Cobalt	0.00056	U	0.0025	0.00056	mg/L		09/07/22 15:11	09/13/22 17:53	5
Lead	0.00081	U	0.0013	0.00081	mg/L		09/07/22 15:11	09/13/22 17:53	5
Lithium	0.0049	U	0.0050	0.0049	mg/L		09/07/22 15:11	09/13/22 17:53	5
Molybdenum	0.0013	U	0.015	0.0013	mg/L		09/07/22 15:11	09/13/22 17:53	5
Selenium	0.00082	U	0.0013	0.00082	mg/L		09/07/22 15:11	09/13/22 17:53	5
Thallium	0.00046	U	0.00050	0.00046	mg/L		09/07/22 15:11	09/13/22 17:53	5

Lab Sample ID: MB 400-591676/1-A ^5
Matrix: Water
Analysis Batch: 592624

Client Sample ID: Method Blank
Prep Type: Total Recoverable
Prep Batch: 591676

Analyte	MB Result	MB Qualifier	PQL	MDL	Unit	D	Prepared	Analyzed	Dil Fac
Antimony	0.0015	U	0.0025	0.0015	mg/L		09/07/22 15:11	09/14/22 17:54	5
Arsenic	0.0012	U	0.0013	0.0012	mg/L		09/07/22 15:11	09/14/22 17:54	5
Barium	0.00070	U	0.0025	0.00070	mg/L		09/07/22 15:11	09/14/22 17:54	5
Beryllium	0.00092	U	0.0025	0.00092	mg/L		09/07/22 15:11	09/14/22 17:54	5
Boron	0.0012	U	0.050	0.0012	mg/L		09/07/22 15:11	09/14/22 17:54	5
Cadmium	0.00065	U	0.0025	0.00065	mg/L		09/07/22 15:11	09/14/22 17:54	5
Calcium	0.13	U	0.25	0.13	mg/L		09/07/22 15:11	09/14/22 17:54	5
Chromium	0.0010	U	0.0025	0.0010	mg/L		09/07/22 15:11	09/14/22 17:54	5
Cobalt	0.00056	U	0.0025	0.00056	mg/L		09/07/22 15:11	09/14/22 17:54	5
Lead	0.00081	U	0.0013	0.00081	mg/L		09/07/22 15:11	09/14/22 17:54	5
Lithium	0.0049	U	0.0050	0.0049	mg/L		09/07/22 15:11	09/14/22 17:54	5
Molybdenum	0.0013	U	0.015	0.0013	mg/L		09/07/22 15:11	09/14/22 17:54	5
Selenium	0.00082	U	0.0013	0.00082	mg/L		09/07/22 15:11	09/14/22 17:54	5

Method: 6020 - Metals (ICP/MS) (Continued)

Lab Sample ID: MB 400-591676/1-A ^5
Matrix: Water
Analysis Batch: 592624

Client Sample ID: Method Blank
Prep Type: Total Recoverable
Prep Batch: 591676

Analyte	MB Result	MB Qualifier	PQL	MDL	Unit	D	Prepared	Analyzed	Dil Fac
Thallium	0.00046	U	0.00050	0.00046	mg/L		09/07/22 15:11	09/14/22 17:54	5

Lab Sample ID: MB 400-591676/1-A ^5
Matrix: Water
Analysis Batch: 592756

Client Sample ID: Method Blank
Prep Type: Total Recoverable
Prep Batch: 591676

Analyte	MB Result	MB Qualifier	PQL	MDL	Unit	D	Prepared	Analyzed	Dil Fac
Antimony	0.0015	U	0.0025	0.0015	mg/L		09/07/22 15:11	09/15/22 15:59	5
Arsenic	0.0012	U	0.0013	0.0012	mg/L		09/07/22 15:11	09/15/22 15:59	5
Barium	0.00070	U	0.0025	0.00070	mg/L		09/07/22 15:11	09/15/22 15:59	5
Beryllium	0.00092	U	0.0025	0.00092	mg/L		09/07/22 15:11	09/15/22 15:59	5
Boron	0.0692		0.050	0.0012	mg/L		09/07/22 15:11	09/15/22 15:59	5
Cadmium	0.00065	U	0.0025	0.00065	mg/L		09/07/22 15:11	09/15/22 15:59	5
Calcium	0.835		0.25	0.13	mg/L		09/07/22 15:11	09/15/22 15:59	5
Chromium	0.00116	I	0.0025	0.0010	mg/L		09/07/22 15:11	09/15/22 15:59	5
Cobalt	0.00056	U	0.0025	0.00056	mg/L		09/07/22 15:11	09/15/22 15:59	5
Lead	0.00081	U	0.0013	0.00081	mg/L		09/07/22 15:11	09/15/22 15:59	5
Lithium	0.0049	U	0.0050	0.0049	mg/L		09/07/22 15:11	09/15/22 15:59	5
Molybdenum	0.0013	U	0.015	0.0013	mg/L		09/07/22 15:11	09/15/22 15:59	5
Selenium	0.00082	U	0.0013	0.00082	mg/L		09/07/22 15:11	09/15/22 15:59	5
Thallium	0.00046	U	0.00050	0.00046	mg/L		09/07/22 15:11	09/15/22 15:59	5

Lab Sample ID: LCS 400-591676/2-A ^5
Matrix: Water
Analysis Batch: 592429

Client Sample ID: Lab Control Sample
Prep Type: Total Recoverable
Prep Batch: 591676

Analyte	Spike Added	LCS Result	LCS Qualifier	Unit	D	%Rec	%Rec Limits
Antimony	0.0500	0.0530		mg/L		106	80 - 120
Arsenic	0.0500	0.0444		mg/L		89	80 - 120
Barium	0.0500	0.0512		mg/L		102	80 - 120
Beryllium	0.0500	0.0511		mg/L		102	80 - 120
Boron	0.100	0.0957		mg/L		96	80 - 120
Cadmium	0.0500	0.0564		mg/L		113	80 - 120
Calcium	5.00	5.46		mg/L		109	80 - 120
Chromium	0.0500	0.0490		mg/L		98	80 - 120
Cobalt	0.0500	0.0523		mg/L		105	80 - 120
Lead	0.0500	0.0518		mg/L		104	80 - 120
Lithium	0.0500	0.0520		mg/L		104	80 - 120
Molybdenum	0.0500	0.0518		mg/L		104	80 - 120
Selenium	0.0500	0.0516		mg/L		103	80 - 120
Thallium	0.0100	0.0103		mg/L		103	80 - 120

Lab Sample ID: LCS 400-591676/2-A ^5
Matrix: Water
Analysis Batch: 592624

Client Sample ID: Lab Control Sample
Prep Type: Total Recoverable
Prep Batch: 591676

Analyte	Spike Added	LCS Result	LCS Qualifier	Unit	D	%Rec	%Rec Limits
Antimony	0.0500	0.0520		mg/L		104	80 - 120
Arsenic	0.0500	0.0512		mg/L		102	80 - 120

Method: 6020 - Metals (ICP/MS) (Continued)

Lab Sample ID: LCS 400-591676/2-A ^5
Matrix: Water
Analysis Batch: 592624

Client Sample ID: Lab Control Sample
Prep Type: Total Recoverable
Prep Batch: 591676

Analyte	Spike Added	LCS Result	LCS Qualifier	Unit	D	%Rec	%Rec Limits
Barium	0.0500	0.0528		mg/L		106	80 - 120
Beryllium	0.0500	0.0514		mg/L		103	80 - 120
Boron	0.100	0.0965		mg/L		97	80 - 120
Cadmium	0.0500	0.0511		mg/L		102	80 - 120
Calcium	5.00	5.52		mg/L		110	80 - 120
Chromium	0.0500	0.0525		mg/L		105	80 - 120
Cobalt	0.0500	0.0521		mg/L		104	80 - 120
Lead	0.0500	0.0512		mg/L		102	80 - 120
Lithium	0.0500	0.0499		mg/L		100	80 - 120
Molybdenum	0.0500	0.0523		mg/L		105	80 - 120
Selenium	0.0500	0.0493		mg/L		99	80 - 120
Thallium	0.0100	0.0105		mg/L		105	80 - 120

Lab Sample ID: LCS 400-591676/2-A ^5
Matrix: Water
Analysis Batch: 592756

Client Sample ID: Lab Control Sample
Prep Type: Total Recoverable
Prep Batch: 591676

Analyte	Spike Added	LCS Result	LCS Qualifier	Unit	D	%Rec	%Rec Limits
Antimony	0.0500	0.0512		mg/L		102	80 - 120
Arsenic	0.0500	0.0529		mg/L		106	80 - 120
Barium	0.0500	0.0529		mg/L		106	80 - 120
Beryllium	0.0500	0.0500		mg/L		100	80 - 120
Boron	0.100	0.164	V J3	mg/L		164	80 - 120
Cadmium	0.0500	0.0512		mg/L		102	80 - 120
Calcium	5.00	6.12	V J3	mg/L		122	80 - 120
Chromium	0.0500	0.0532		mg/L		106	80 - 120
Cobalt	0.0500	0.0527		mg/L		105	80 - 120
Lead	0.0500	0.0517		mg/L		103	80 - 120
Lithium	0.0500	0.0500		mg/L		100	80 - 120
Molybdenum	0.0500	0.0509		mg/L		102	80 - 120
Selenium	0.0500	0.0477		mg/L		95	80 - 120
Thallium	0.0100	0.0101		mg/L		101	80 - 120

Lab Sample ID: 400-225434-C-1-B MS ^5
Matrix: Water
Analysis Batch: 592429

Client Sample ID: Matrix Spike
Prep Type: Total Recoverable
Prep Batch: 591676

Analyte	Sample Result	Sample Qualifier	Spike Added	MS Result	MS Qualifier	Unit	D	%Rec	%Rec Limits
Antimony	0.0015	U	0.0500	0.0524		mg/L		105	75 - 125
Arsenic	0.0012	U	0.0500	0.0436		mg/L		87	75 - 125
Barium	0.054		0.0500	0.103		mg/L		99	75 - 125
Beryllium	0.00092	U	0.0500	0.0508		mg/L		102	75 - 125
Boron	6.6	L	0.100	6.79	L J3	mg/L		169	75 - 125
Cadmium	0.0011	I V	0.0500	0.0544		mg/L		107	75 - 125
Calcium	76	L	5.00	81.8	L	mg/L		116	75 - 125
Chromium	0.0010	U	0.0500	0.0552		mg/L		110	75 - 125
Cobalt	0.00056	U	0.0500	0.0503		mg/L		101	75 - 125
Lead	0.00081	U	0.0500	0.0500		mg/L		100	75 - 125
Lithium	0.0049	U	0.0500	0.0550		mg/L		110	75 - 125

Method: 6020 - Metals (ICP/MS) (Continued)

Lab Sample ID: 400-225434-C-1-B MS ^5
Matrix: Water
Analysis Batch: 592429

Client Sample ID: Matrix Spike
Prep Type: Total Recoverable
Prep Batch: 591676

Analyte	Sample Result	Sample Qualifier	Spike Added	MS Result	MS Qualifier	Unit	D	%Rec	%Rec Limits
Molybdenum	0.018		0.0500	0.0677		mg/L		100	75 - 125
Selenium	0.00082	U	0.0500	0.0383		mg/L		77	75 - 125
Thallium	0.00046	U	0.0100	0.00993		mg/L		99	75 - 125

Lab Sample ID: 400-225434-C-1-C MSD ^5
Matrix: Water
Analysis Batch: 592429

Client Sample ID: Matrix Spike Duplicate
Prep Type: Total Recoverable
Prep Batch: 591676

Analyte	Sample Result	Sample Qualifier	Spike Added	MSD Result	MSD Qualifier	Unit	D	%Rec	%Rec Limits	RPD	RPD Limit
Antimony	0.0015	U	0.0500	0.0520		mg/L		104	75 - 125	1	20
Arsenic	0.0012	U	0.0500	0.0583	J3	mg/L		117	75 - 125	29	20
Barium	0.054		0.0500	0.106		mg/L		104	75 - 125	2	20
Beryllium	0.00092	U	0.0500	0.0508		mg/L		102	75 - 125	0	20
Boron	6.6	L	0.100	6.91	L J3	mg/L		289	75 - 125	2	20
Cadmium	0.0011	I V	0.0500	0.0583		mg/L		115	75 - 125	7	20
Calcium	76	L	5.00	82.6	L J3	mg/L		132	75 - 125	1	20
Chromium	0.0010	U	0.0500	0.0540		mg/L		108	75 - 125	2	20
Cobalt	0.00056	U	0.0500	0.0498		mg/L		100	75 - 125	1	20
Lead	0.00081	U	0.0500	0.0516		mg/L		103	75 - 125	3	20
Lithium	0.0049	U	0.0500	0.0497		mg/L		99	75 - 125	10	20
Molybdenum	0.018		0.0500	0.0659		mg/L		96	75 - 125	3	20
Selenium	0.00082	U	0.0500	0.0360	J3	mg/L		72	75 - 125	6	20
Thallium	0.00046	U	0.0100	0.0103		mg/L		103	75 - 125	4	20

Method: 7470A - Mercury (CVAA)

Lab Sample ID: MB 400-592937/14-A
Matrix: Water
Analysis Batch: 593446

Client Sample ID: Method Blank
Prep Type: Total/NA
Prep Batch: 592937

Analyte	MB Result	MB Qualifier	PQL	MDL	Unit	D	Prepared	Analyzed	Dil Fac
Mercury	0.00015	U	0.00020	0.00015	mg/L		09/19/22 08:00	09/21/22 11:36	1

Lab Sample ID: LCS 400-592937/15-A
Matrix: Water
Analysis Batch: 593446

Client Sample ID: Lab Control Sample
Prep Type: Total/NA
Prep Batch: 592937

Analyte	Spike Added	LCS Result	LCS Qualifier	Unit	D	%Rec	%Rec Limits
Mercury	0.00101	0.00104		mg/L		103	80 - 120

Lab Sample ID: 400-225433-C-2-D MS
Matrix: Water
Analysis Batch: 593446

Client Sample ID: Matrix Spike
Prep Type: Total/NA
Prep Batch: 592937

Analyte	Sample Result	Sample Qualifier	Spike Added	MS Result	MS Qualifier	Unit	D	%Rec	%Rec Limits
Mercury	0.00015	U	0.00201	0.00207		mg/L		103	80 - 120

Method: 7470A - Mercury (CVAA) (Continued)

Lab Sample ID: 400-225433-C-2-E MSD
Matrix: Water
Analysis Batch: 593446

Client Sample ID: Matrix Spike Duplicate
Prep Type: Total/NA
Prep Batch: 592937

Analyte	Sample Result	Sample Qualifier	Spike Added	MSD Result	MSD Qualifier	Unit	D	%Rec	%Rec Limits	RPD	RPD Limit
Mercury	0.00015	U	0.00201	0.00198		mg/L		98	80 - 120	5	20

Method: SM 2540C - Solids, Total Dissolved (TDS)

Lab Sample ID: MB 400-591489/1
Matrix: Water
Analysis Batch: 591489

Client Sample ID: Method Blank
Prep Type: Total/NA

Analyte	MB Result	MB Qualifier	PQL	MDL	Unit	D	Prepared	Analyzed	Dil Fac
Total Dissolved Solids	5.0	U	5.0	5.0	mg/L			09/06/22 13:47	1

Lab Sample ID: LCS 400-591489/2
Matrix: Water
Analysis Batch: 591489

Client Sample ID: Lab Control Sample
Prep Type: Total/NA

Analyte	Spike Added	LCS Result	LCS Qualifier	Unit	D	%Rec	%Rec Limits
Total Dissolved Solids	293	244		mg/L		83	78 - 122

Lab Sample ID: 400-225435-2 DU
Matrix: Water
Analysis Batch: 591489

Client Sample ID: MW-03
Prep Type: Total/NA

Analyte	Sample Result	Sample Qualifier	DU Result	DU Qualifier	Unit	D	RPD	RPD Limit
Total Dissolved Solids	56		74.0	J3	mg/L		28	5

Method: SM 4500 Cl- E - Chloride, Total

Lab Sample ID: MB 400-592088/13
Matrix: Water
Analysis Batch: 592088

Client Sample ID: Method Blank
Prep Type: Total/NA

Analyte	MB Result	MB Qualifier	PQL	MDL	Unit	D	Prepared	Analyzed	Dil Fac
Chloride	1.4	U	2.0	1.4	mg/L			09/10/22 23:17	1

Lab Sample ID: LCS 400-592088/14
Matrix: Water
Analysis Batch: 592088

Client Sample ID: Lab Control Sample
Prep Type: Total/NA

Analyte	Spike Added	LCS Result	LCS Qualifier	Unit	D	%Rec	%Rec Limits
Chloride	50.0	49.4		mg/L		99	90 - 110

Lab Sample ID: MRL 400-592088/15
Matrix: Water
Analysis Batch: 592088

Client Sample ID: Lab Control Sample
Prep Type: Total/NA

Analyte	Spike Added	MRL Result	MRL Qualifier	Unit	D	%Rec	%Rec Limits
Chloride	2.00	1.75	I	mg/L		87	50 - 150

Method: SM 4500 Cl- E - Chloride, Total (Continued)

Lab Sample ID: 400-225499-C-2 MS
Matrix: Water
Analysis Batch: 592088

Client Sample ID: Matrix Spike
Prep Type: Total/NA

Analyte	Sample Result	Sample Qualifier	Spike Added	MS Result	MS Qualifier	Unit	D	%Rec	%Rec Limits
Chloride	8.7		10.0	18.1		mg/L		94	73 - 120

Lab Sample ID: 400-225499-C-2 MSD
Matrix: Water
Analysis Batch: 592088

Client Sample ID: Matrix Spike Duplicate
Prep Type: Total/NA

Analyte	Sample Result	Sample Qualifier	Spike Added	MSD Result	MSD Qualifier	Unit	D	%Rec	%Rec Limits	RPD	RPD Limit
Chloride	8.7		10.0	18.3		mg/L		97	73 - 120	1	8

Method: SM 4500 SO4 E - Sulfate, Total

Lab Sample ID: MB 400-592115/12
Matrix: Water
Analysis Batch: 592115

Client Sample ID: Method Blank
Prep Type: Total/NA

Analyte	MB Result	MB Qualifier	PQL	MDL	Unit	D	Prepared	Analyzed	Dil Fac
Sulfate	1.4	U	5.0	1.4	mg/L			09/11/22 19:52	1

Lab Sample ID: LCS 400-592115/13
Matrix: Water
Analysis Batch: 592115

Client Sample ID: Lab Control Sample
Prep Type: Total/NA

Analyte	Spike Added	LCS Result	LCS Qualifier	Unit	D	%Rec	%Rec Limits
Sulfate	15.0	14.6		mg/L		98	90 - 110

Lab Sample ID: MRL 400-592115/14
Matrix: Water
Analysis Batch: 592115

Client Sample ID: Lab Control Sample
Prep Type: Total/NA

Analyte	Spike Added	MRL Result	MRL Qualifier	Unit	D	%Rec	%Rec Limits
Sulfate	5.00	4.25	I	mg/L		85	50 - 150

Lab Sample ID: 400-225435-2 MS
Matrix: Water
Analysis Batch: 592115

Client Sample ID: MW-03
Prep Type: Total/NA

Analyte	Sample Result	Sample Qualifier	Spike Added	MS Result	MS Qualifier	Unit	D	%Rec	%Rec Limits
Sulfate	1.4	I	10.0	9.20		mg/L		78	77 - 128

Lab Sample ID: 400-225435-2 MSD
Matrix: Water
Analysis Batch: 592115

Client Sample ID: MW-03
Prep Type: Total/NA

Analyte	Sample Result	Sample Qualifier	Spike Added	MSD Result	MSD Qualifier	Unit	D	%Rec	%Rec Limits	RPD	RPD Limit
Sulfate	1.4	I	10.0	9.36		mg/L		79	77 - 128	2	5

Eurofins Pensacola
3355 McLemore Drive
Pensacola, FL 32514
Phone (850) 474-1001 Phone (850) 478-2671

Chain of Custody Record

eurofins | Environment Testing America

Client Information	Sampler: Rick Hagendorfer / Trevor Braddock	Lab PM: Whitmire, Cheyenne R	Carrier Tracking No(s):	COC No: 400-113780-23565.1
Client Contact: Barry Evans	Phone: 850-336-0192	E-Mail: Cheyenne.Whitmire@et.eurofinsus.com	State of Origin:	Page: Page 1 of 2
Company: Florida Power and Light	PWSID:			Job #:
Address: BIN 731 One Energy Place	Due Date Requested:			
City: Pensacola	TAT Requested (days):			
State, Zip: FL, 32520	Compliance Project: Δ Yes Δ No			
Phone: 850-444-6427(Tel)	PO #: 2000403482			
Email: Barry.Evans@nexteraenergy.com	WO #: 3000004117			
Project Name: CCR Smith Plant Event Desc: CCR Smith Plant	Project #: 40006609			
Site: Florida	SSOW#:			

Analysis Requested

Preservation Codes:

A - HCL, B - NaOH, C - Zn Acetate, D - Nitric Acid, E - NaHSO4, F - MeOH, G - Amchlor, H - Ascorbic Acid, I - Ice, J - DI Water, K - EDTA, L - EDA, M - Hexane, N - None, O - AsNaO2, P - Na2O4S, Q - Na2SO3, R - Na2S2O3, S - H2SO4, T - TSP Dodecahydrate, U - Acetone, V - MCAA, W - pH 4-5, Y - Trizma, Z - other (specify)

Other:

Sample Identification	Sample Date	Sample Time	Sample Type (C=comp, G=grab)	Matrix (W=water, S=solid, O=waste/oil, BT=Tissue, A=Air)	Field Filtered Sample (Yes or No)	Perform MS/MSD (Yes or No)	9315_Ra226, 9320_Ra228, Ra226Ra228_GFPC	SM4500_Cl_E - Chloride	FieldSampling - Field Sampling Parameters	6020, 7470A	2540C - Total Dissolved Solids	4500_F_C - Fluoride	SM4500_SO4_E - Sulfate	Total Number of containers	Special Instructions/Note:
			Preservation Code:				D	N	N	D	N	N	N		
MW-02	9-1-22	1735	G	Water	No		X	X	X	X	X	X	X	3	
MW-03	9-1-22	1641	G	Water	No		X	X	X	X	X	X	X	3	
MW-12	9-1-22	1720	G	Water	No		X	X	X	X	X	X	X	3	
Dup-01	9-1-22	1635	G	Water	No		X	X	X	X	X	X	X	3	
				Water											

400-225435 COC

Possible Hazard Identification
☐ Non-Hazard ☐ Flammable ☐ Skin Irritant ☐ Poison B ☐ Unknown ☐ Radiological

Sample Disposal (A fee may be assessed if samples are retained longer than 1 month)
☐ Return To Client ☐ Disposal By Lab ☐ Archive For _____ Months

Deliverable Requested: I, II, III, IV, Other (specify)

Special Instructions/QC Requirements:

Empty Kit Relinquished by:	Date:	Time:	Method of Shipment:

	Relinquished by:	Date/Time:	Company	Received by:	Date/Time:	Company
1	[signature]	9-3-22 0915	RDH ENV.	Kersten Hagendorfer	9-3-22 0915	RDH Env
2	Kersten Hagendorfer	9-3-22 10:30	RDH ENV	[signature]	9/3/22 1030	ECTS
3						

Custody Seals Intact: Δ Yes Δ No	Custody Seal No.:	Cooler Temperature(s) °C and Other Remarks: 4.4°C 0.9°C IR8

Ver: 01/16/2019

Login Sample Receipt Checklist

Client: Florida Power and Light

Job Number: 400-225435-1
SDG Number: Upgradient

Login Number: 225435
List Number: 1
Creator: Perez, Trina M

List Source: Eurofins Pensacola

Question	Answer	Comment
Radioactivity wasn't checked or is </= background as measured by a survey meter.	N/A	
The cooler's custody seal, if present, is intact.	N/A	
Sample custody seals, if present, are intact.	N/A	
The cooler or samples do not appear to have been compromised or tampered with.	True	
Samples were received on ice.	True	
Cooler Temperature is acceptable.	True	
Cooler Temperature is recorded.	True	4.4°C IR-8
COC is present.	True	
COC is filled out in ink and legible.	True	
COC is filled out with all pertinent information.	True	
Is the Field Sampler's name present on COC?	True	
There are no discrepancies between the containers received and the COC.	True	
Samples are received within Holding Time (excluding tests with immediate HTs)	True	
Sample containers have legible labels.	True	
Containers are not broken or leaking.	True	
Sample collection date/times are provided.	True	
Appropriate sample containers are used.	True	
Sample bottles are completely filled.	True	
Sample Preservation Verified.	True	
There is sufficient vol. for all requested analyses, incl. any requested MS/MSDs	True	
Containers requiring zero headspace have no headspace or bubble is <6mm (1/4").	N/A	
Multiphasic samples are not present.	True	
Samples do not require splitting or compositing.	True	
Residual Chlorine Checked.	N/A	

Accreditation/Certification Summary

Client: Florida Power and Light
Project/Site: CCR Smith Plant

Job ID: 400-225435-1
SDG: Upgradient

Laboratory: Eurofins Pensacola

All accreditations/certifications held by this laboratory are listed. Not all accreditations/certifications are applicable to this report.

Authority	Program	Identification Number	Expiration Date
Alabama	State	40150	06-30-23
ANAB	ISO/IEC 17025	L2471	02-23-23
Arkansas DEQ	State	88-0689	09-01-23
California	State	2510	06-30-23
Florida	NELAP	E81010	06-30-23
Georgia	State	E81010(FL)	06-30-23
Illinois	NELAP	200041	10-09-22
Kansas	NELAP	E-10253	10-31-22
Kentucky (UST)	State	53	06-30-23
Kentucky (WW)	State	KY98030	12-31-22
Louisiana (All)	NELAP	30976	06-30-23
Louisiana (DW)	State	LA017	12-31-22
Maryland	State	233	09-30-22
Michigan	State	9912	06-30-23
North Carolina (WW/SW)	State	314	12-31-22
Oklahoma	NELAP	9810	08-31-23
Pennsylvania	NELAP	68-00467	01-31-23
South Carolina	State	96026	06-30-23
Tennessee	State	TN02907	06-30-23
Texas	NELAP	T104704286	09-30-22
US Fish & Wildlife	US Federal Programs	A22340	06-30-23
USDA	US Federal Programs	P330-21-00056	05-17-24
Virginia	NELAP	460166	06-14-23
West Virginia DEP	State	136	03-31-23

Geosyntec consultants

180A Market Place Boulevard
Knoxville, TN 37922
PH 865.330.0037
www.geosyntec.com

Memorandum

Date:	17 January 2024
To:	Lane Dorman
From:	Matthew Richardson
CC:	Kristoffer Henderson
Subject:	**Stage 2A Data Validation - Level II Data Deliverables – Eurofins Job IDs 400-235302-1, 400-235303-1 and 400-235308-1**

SITE: CCR Plant Smith

INTRODUCTION

This report summarizes the findings of the Stage 2A data validation of thirteen aqueous samples, three field duplicates, two field blanks and two equipment blanks, collected 28-30 March 2023, as part of the Plant Smith sampling event.

The samples were analyzed at Eurofins Pensacola, Florida, for the following analytical tests:

- Metals by United States (US) Environmental Protection Agency (EPA) Methods 3005A/6020
- Mercury by US EPA Method 7470A
- Total Dissolved Solids (TDS) by Standard Method (SM) 2540C
- Chloride by SM 4500 Cl- E
- Fluoride by SM 4500 F C
- Sulfate by SM 4500 SO4 E

EXECUTIVE SUMMARY

Overall, based on this Stage 2A data validation covering the quality control (QC) parameters listed below and based on the information provided, the data as qualified are usable for supporting project objectives. The qualified data should be used within the limitations of the qualifications. If there are results with two or more different qualifications due to multiple QC failures, the final qualification is reconciled in the electronic data deliverable (EDD) with qualifications.

The data were reviewed based on the pertinent methods referenced in the laboratory reports, professional and technical judgment and the following documents:

- US EPA Region IV Data Validation Standard Operating Procedures (US EPA Region IV, September 2011) and

- US EPA National Functional Guidelines for Inorganic Superfund Methods Data Review, November 2020 (EPA 540-R-20-006).

The following samples were analyzed and reported in the laboratory reports:

Laboratory ID	Client ID
400-235302-1	MW-06
400-235302-2	MW-08R
400-235302-3	MW-10R
400-235302-4	MW-13R
400-235302-5	MW-07
400-235302-6	MW-09R
400-235302-7	MW-11R
400-235302-8	MW-14R
400-235302-9	FB-01
400-235302-10	EB-01

Laboratory ID	Client ID
400-235302-11	FB-02
400-235303-1	DUP-01
400-235303-2	MW-02
400-235303-3	MW-03
400-235303-4	MW-12
400-235303-5	EB-02
400-235303-6	DUP-02
400-235303-7	DUP-03
400-235308-1	MWI-12A
400-235308-2	PZ-14

The chain of custody (COC) indicates the samples were received within the criteria 0-6ºC. No preservation issues were noted by the laboratory.

The relinquished by time for the final sample transfer in the 400:235308-1 was documented as "13:41", and the received by time for the final sample transfer was documented as "1541".

Incorrect error corrections were observed on the COC, instead of the proper procedure of a single strike through, correction, and initials and date of person making the corrections.

1.0 METALS

The samples were analyzed for metals by US EPA methods 3005A/6020. Mercury was assessed separately, in section 2.0, below.

The areas of data review are listed below. A leading check mark (✓) indicates an area of review in which the data were acceptable. A preceding crossed circle (⊗) signifies areas where issues were raised during the course of the validation review and should be considered to determine any impact on data quality and usability.

✓ Overall Assessment
✓ Holding Time
⊗ Method Blank
✓ Matrix Spike/Matrix Spike Duplicate
✓ Laboratory Control Sample
✓ Equipment Blank
✓ Field Blank
⊗ Field Duplicate

- ✓ Sensitivity
- ✓ Electronic Data Deliverable Review

1.1 Overall Assessment

1.1.1 Completeness

The metals data reported in this sample set are considered usable for supporting project objectives. The results are considered valid; the analytical completeness defined as the ratio of the number of valid analytical results (valid analytical results include values qualified as estimated) to the total number of analytical results requested on samples submitted for this analysis, for this data set is 100%.

1.1.2 Analysis Anomaly

400-235302-1 and 400-235303-1: The laboratory narrative indicated that the recovery of boron in the continuing calibration verification (CCV) in batch 620180 was high and outside of the laboratory specified acceptance criteria. Since the estimated concentrations of boron in the associated samples were U qualified as not detected due to method blank contamination, no qualifications were applied to the data.

400-235302-1, 400-235303-1 and 400-235308-1: The laboratory narrative indicated that the relative percent differences (RPDs) in the initial calibration verification (ICV) were outside of the laboratory specified acceptance criteria. Since the recoveries of the analytes in the ICV were acceptable and based on professional and technical judgment, no qualifications were applied to the data.

1.1 Holding Time

The holding time for the metals analysis of a preserved water sample is 180 days from sample collection to analysis. The holding times were met for the sample analyses.

1.2 Method Blank

Method blanks were analyzed at the proper frequency for the number and types of samples analyzed (one per batch of 20 samples). One method blank was reported (batch 619998). Metals were not detected in the method blank above the method detection limits (MDLs), with the following exceptions.

400-235302-1, 400-235303-1 and 400-235308-1: Boron, calcium and chromium were detected in the method blank in batch 619998 at estimated concentrations greater than the MDLs and less than the reporting limits (RLs). Therefore, the estimated concentrations of boron, calcium and

chromium in the associated samples were U qualified as not detected at the RLs, and the concentrations of boron, calcium and chromium that were less than five times the estimated blank concentrations were J+ qualified as estimated with a high bias.

Sample	Analyte	Laboratory Result (mg/L)	Laboratory Flag	Validation Result (mg/L)	Validation Qualifier*	Reason Code**
EB-01	Boron	0.038	I	0.050	U	3
FB-01	Boron	0.023	I	0.050	U	3
FB-02	Boron	0.037	I	0.050	U	3
EB-01	Calcium	0.17	I V	0.25	U	3
FB-01	Calcium	0.19	I V	0.25	U	3
FB-02	Calcium	0.17	I V	0.25	U	3
MW-06	Chromium	0.0018	I V	0.0025	U	3
EB-01	Chromium	0.0017	I V	0.0025	U	3
FB-01	Chromium	0.0027	V	0.0025	J+	3
FB-02	Chromium	0.0019	I V	0.0025	U	3
MW-07	Chromium	0.004	V	0.0025	J+	3
MW-09R	Chromium	0.0022	I V	0.0025	U	3
MW-14R	Chromium	0.0024	I V	0.0025	U	3
DUP-01	Boron	0.036	I	0.050	U	3
MW-03	Boron	0.027	I	0.050	U	3
EB-02	Boron	0.017	I V	0.050	U	3
MW-02	Boron	0.037	I	0.050	U	3
EB-02	Calcium	0.18	I V	0.25	U	3
DUP-02	Chromium	0.002	I V	0.0025	U	3
DUP-01	Chromium	0.0024	I V	0.0025	U	3
MW-03	Chromium	0.0024	I V	0.0025	U	3
EB-02	Chromium	0.0021	I V	0.0025	U	3
MW-02	Chromium	0.0039	V	0.0039	J+	3
MW-12	Chromium	0.0028	V	0.0028	J+	3
MWI-12A	Chromium	0.0018	I V	0.0025	U	3
PZ-14	Chromium	0.0027	V	0.0027	J+	3

mg/L-milligram per liter
U-not detected at a concentration greater than or equal to the MDL
I-laboratory flag indicating the reported value is between the laboratory MDL and the laboratory practical quantitation limit
V-laboratory flag indicating analyte was detected in both the sample and method blank
* Validation qualifiers are defined in Attachment 1 at the end of this report
**Reason codes are defined in Attachment 2 at the end of this report

1.3 Matrix Spike/Matrix Spike Duplicate (MS/MSD)

MS/MSDs were analyzed at the proper frequency for the number and types of samples analyzed (one per batch of 20 samples). One sample set specific MS/MSD pair was reported, using sample MW-06. The recovery and RPD results were within the laboratory specified acceptance criteria, with the following exceptions.

400-235302-1: One or both of the recoveries of boron and calcium in the MS/MSD pair using sample MW-06 were low and outside of the laboratory specified acceptance criteria. Since the concentrations of calcium and boron in sample MW-06 were greater than four times the spike amounts, no qualifications were applied to the data.

1.4 Laboratory Control Sample (LCS)

LCSs were analyzed at the proper frequency for the number and types of samples analyzed (one per batch of 20 samples). One LCS was reported. The recovery results were within the laboratory specified acceptance criteria.

1.5 Equipment Blank

Two equipment blanks, EB-01 and EB-02, were collected with the sample set. Metals were not detected in the equipment blanks above the MDLs, with the following exceptions.

Boron, calcium and chromium were detected in the equipment blank EB-01 at estimated concentrations greater than the MDLs and less than the RLs. Since the estimated concentrations of boron, calcium and chromium in the equipment blank were U qualified as not detected at the RL due to method blank contamination and based on professional and technical judgment, no additional qualifications were applied to the data.

Boron, calcium, chromium and lead were detected in the equipment blank EB-02 at estimated concentrations greater than the MDLs and less than the RLs. Since the estimated concentrations of boron, calcium and chromium in the equipment blank were U qualified as not detected at the RL due to method blank contamination and lead was not detected in the associated samples, no additional qualifications were applied to the data.

1.6 Field Blank

Two field blanks, FB-01 and FB-02, were collected with the sample set. Metals were not detected in the field blanks above the MDLs, with the following exceptions.

Boron and calcium were detected in the field blank FB-01 at estimated concentrations greater than the MDLs and less than the RLs. Since the estimated concentrations of boron and calcium in the

field blank were U qualified as not detected at the RL due to method blank contamination, no additional qualifications were applied to the data.

Chromium was detected in the field blank FB-01 at a concentration greater than the RL. Since the chromium concentrations in the associated samples less than ten times the field blank concentration were qualified to method blank contamination, no additional qualifications were applied to the data.

Boron, calcium and chromium were detected in the field blank FB-02 at estimated concentrations greater than the MDLs and less than the RLs. Since the estimated concentrations of boron, calcium and chromium in the field blank were U qualified as not detected at the RL due to method blank contamination and based on professional and technical judgment, no additional qualifications were applied to the data.

1.7 Field Duplicate

Three field duplicates were collected with the sample set, DUP-01, DUP-02 and DUP-03. Acceptable precision (RPD ≤ 30%) was demonstrated between the field duplicates and the original samples, MW-03, MW-06 and MW-10R, respectively, with the following exceptions.

The RPDs for boron and calcium in the field duplicate pair DUP-03/MW-10R were greater than 30%. Therefore, the concentrations of boron and calcium in samples DUP-03 and MW-10R were J qualified as estimated.

Beryllium was detected in the parent sample MW-06 at an estimated concentration greater than the MDL and less than the RL and not detected in field duplicate sample DUP-02, resulting in a noncalculable RPD result. Therefore, the non-detect beryllium result in DUP-02 was UJ qualified as estimated less than the MDL, and the beryllium concentration in sample MW-06 was J qualified as estimated.

The RPD for boron in the field duplicate pair DUP-02/MW-06 was greater than 30%. Therefore, the boron concentrations in samples DUP-02 and MW-06 were J qualified as estimated.

Sample	Analyte	Laboratory Result (mg/L)	Laboratory Flag	RPD	Validation Result (mg/L)	Validation Qualifier*	Reason Code**
MW-06	Beryllium	0.0011	I	NC	0.0011	J	7
DUP-02	Beryllium	0.00092	U		0.00092	UJ	7
MW-06	Boron	18	NA	130	18	J	7
DUP-02	Boron	3.8	NA		3.8	J	7
MW-10R	Boron	15	NA	102	15	J	7
DUP-03	Boron	4.9	NA		4.9	J	7

Sample	Analyte	Laboratory Result (mg/L)	Laboratory Flag	RPD	Validation Result (mg/L)	Validation Qualifier*	Reason Code**
MW-10R	Calcium	600	NA	70	600	J	7
DUP-03	Calcium	290	NA		290	J	7

mg/L-milligram per liter
U-not detected at a concentration greater than or equal to the MDL
I-laboratory flag indicating the reported value is between the laboratory MDL and the laboratory practical quantitation limit
NC-noncalculable
NA-not applicable
* Validation qualifiers are defined in Attachment 1 at the end of this report
**Reason codes are defined in Attachment 2 at the end of this report

1.8 Sensitivity

The samples were reported to the MDLs. Elevated non-detect results were reported due to the dilutions analyzed.

1.9 Electronic Data Deliverables Review

The results and sample IDs in the EDDs were reviewed against the information provided by the associated level II reports at a minimum of 20% as part of the data validation process. The laboratory reports were reported to practical quantitation limits (PQLs), whereas the EDD uses the term RL. No other discrepancies were identified between the level II reports and the EDDs.

2.0 MERCURY

The samples were analyzed for mercury by US EPA method 7470A.

The areas of data review are listed below. A leading check mark (✓) indicates an area of review in which the data were acceptable. A preceding crossed circle (⊗) signifies areas where issues were raised during the course of the validation review and should be considered to determine any impact on data quality and usability.

- ✓ Overall Assessment
- ✓ Holding Time
- ✓ Method Blank
- ✓ Matrix Spike/Matrix Spike Duplicate
- ✓ Laboratory Control Sample
- ✓ Equipment Blank
- ✓ Field Blank
- ✓ Field Duplicate
- ✓ Sensitivity
- ✓ Electronic Data Deliverable Review

2.1 Overall Assessment

The mercury data reported in this sample set are considered usable for supporting project objectives. The results are considered valid; the analytical completeness defined as the ratio of the number of valid analytical results (valid analytical results include values qualified as estimated) to the total number of analytical results requested on samples submitted for this analysis, for this dataset is 100%.

2.2 Holding Time

The holding time for the mercury analysis of a water sample is 28 days from sample collection to analysis. The holding times were met for the sample analyses.

2.3 Method Blank

Method blanks were analyzed at the proper frequency for the number and types of samples analyzed (one per batch of 20 samples). Two method blanks were reported (batches 619490 and 619492). Mercury was not detected in the method blanks above the MDL.

2.4 Matrix Spike/Matrix Spike Duplicate

MS/MSDs were analyzed at the proper frequency for the number and types of samples analyzed (one per batch of 20 samples). Two sample set specific MS/MSD pairs were reported using samples MW-11R and DUP-01. The recovery and RPD results were within the laboratory specified acceptance criteria.

2.5 Laboratory Control Sample

LCSs were analyzed at the proper frequency for the number and types of samples analyzed (one per batch of 20 samples). Two LCSs were reported. The recovery results were within the laboratory specified acceptance criteria.

2.6 Equipment Blank

Two equipment blanks, EB-01 and EB-02, were collected with the sample set. Mercury was not detected in the equipment blanks above the MDL.

2.7 Field Blank

Two field blanks, FB-01 and FB-02, were collected with the sample set. Mercury was not detected in the field blanks above the MDLs.

2.8 Field Duplicate

Three field duplicates were collected with the sample set, DUP-01, DUP-02 and DUP-03. Acceptable precision (RPD ≤ 30%) was demonstrated between the field duplicates and the original samples, MW-03, MW-06 and MW-10R, respectively.

2.9 Sensitivity

The samples were reported to the MDL. Elevated non-detect results were not reported.

2.10 Electronic Data Deliverables Review

The results and sample IDs in the EDDs were reviewed against the information provided by the associated level II reports at a minimum of 20% as part of the data validation process. The laboratory reports were reported to PQLs, whereas the EDD uses the term RL. No other discrepancies were identified between the level II reports and the EDDs.

3.0 WET CHEMISTRY

The samples were analyzed for chloride by SM 4500 Cl-E, fluoride by SM 4500 F C, sulfate by SM 4500 SO4 E and TDS by SM 2540C.

The areas of data review are listed below. A leading check mark (✓) indicates an area of review in which the data were acceptable. A preceding crossed circle (⊗) signifies areas where issues were raised during the course of the validation review and should be considered to determine any impact on data quality and usability.

✓ Overall Assessment
✓ Holding Times
✓ Method Blank
✓ Matrix Spike/Matrix Spike Duplicate
✓ Laboratory Control Sample
⊗ Laboratory Duplicate
✓ Equipment Blank
✓ Field Blank
⊗ Field Duplicate
✓ Sensitivity
✓ Electronic Data Deliverable Review

3.1 Overall Assessment

The wet chemistry data reported in this sample set are considered usable for supporting project objectives. The results are considered valid; the analytical completeness defined as the ratio of the

number of valid analytical results (valid analytical results include values qualified as estimated) to the total number of analytical results requested on samples submitted for these analyses, for this dataset is 100%.

3.2 Holding Times

The holding time for the fluoride, chloride and sulfate analysis of a water sample is 28 days from sample collection to analysis. The holding time for the TDS analysis of a water sample is 7 days from sample collection to analysis. The holding times were met for the sample analyses.

3.3 Method Blank

Method blanks were analyzed at the proper frequency for the number and types of samples analyzed (one per batch of 20 samples). Method blanks were reported for each analysis and batch; TDS (batches 618954 and 619261), chloride (batches 619351, 620049 and 620147), sulfate (batch 619346) and fluoride (batches 619751 and 620244). The wet chemistry parameters were not detected in the method blanks above the MDLs.

3.4 Matrix Spike/Matrix Spike Duplicate

MS/MSDs were analyzed at the proper frequency for the number and types of samples analyzed (one per batch of 20 samples).

One sample set specific MS/MSD pair was reported fluoride using sample MW-07. The recovery and RPD results were within the laboratory specified acceptance criteria.

Two sample set specific MS/MSD pairs were reported chloride using samples FB-01 and DUP-01. The recovery and RPD results were within the laboratory specified acceptance criteria.

Two sample set specific MS/MSD pairs were reported sulfate using samples FB-01 and DUP-01 . The recovery and RPD results were within the laboratory specified acceptance criteria.

One batch MS/MSD pair was reported for fluoride chloride. Since these were batch QC, the results do not affect the samples in this data set and qualifications were not applied to the data.

3.5 Laboratory Control Sample

LCSs were analyzed at the proper frequency for the number and types of samples analyzed (one per batch of 20 samples). LCSs were reported for each analysis and batch. The recovery and RPD results were within the laboratory specified acceptance criteria.

The laboratory also analyzed method reporting limit (MRL) standards for chloride and sulfate. The MRL recoveries were within the laboratory specified acceptance criteria.

3.6 Laboratory Duplicate

Two laboratory duplicates were reported for fluoride using sample MW-06 and MW-12. The RPD result was within the laboratory specified acceptance criteria.

One laboratory duplicate was reported for TDS using sample MW-02. The RPD results was high and outside of the laboratory specified acceptance criteria. Therefore, the TDS concentration in sample MW-02 was J qualified as estimated.

Sample	Analyte	Laboratory Result (mg/L)	Laboratory Flag	Validation Result (mg/L)	Validation Qualifier*	Reason Code**
MW-02	TDS	98	NA	98	J	7

mg/L-milligram per liter
NA-not applicable
* Validation qualifiers are defined in Attachment 1 at the end of this report
**Reason codes are defined in Attachment 2 at the end of this report

Batch laboratory duplicates were also reported for TDS. Since these are batch QC, the results do not affect the samples in this data set and qualifications were not applied to the data.

3.7 Equipment Blank

Two equipment blanks, EB-01 and EB-02, were collected with the sample set. The wet chemistry parameters were not detected in the equipment blanks above the MDLs.

3.8 Field Blank

Two field blanks, FB-01 and FB-02, were collected with the sample set. The wet chemistry parameters were not detected in the field blanks above the MDLs.

3.9 Field Duplicate

Three field duplicates were collected with the sample set, DUP-01, DUP-02 and DUP-03. Acceptable precision (RPD $\leq$ 30%) was demonstrated between the field duplicates and the original samples, MW-03, MW-06 and MW-10R, respectively, with the following exceptions.

The RPD for TDS in the field duplicate pair DUP-02/MW-06 was greater than 30%. Therefore, the TDS concentrations in samples DUP-02 and MW-06 were J qualified as estimated.

The RPD for TDS in the field duplicate pair DUP-03/MW-10R was greater than 30%. Therefore, the TDS concentrations in samples DUP-03 and MW-10R were J qualified as estimated.

Sample	Analyte	Laboratory Result (mg/L)	Laboratory Flag	RPD	Validation Result (mg/L)	Validation Qualifier*	Reason Code**
DUP-03	TDS	5500	NA	162	5500	J	7
MW-10R	TDS	580	NA		580	J	7
DUP-02	TDS	4900	NA	58	4900	J	7
MW-06	TDS	2700	NA		2700	J	7

mg/L-milligram per liter
NA-not applicable
* Validation qualifiers are defined in Attachment 1 at the end of this report
**Reason codes are defined in Attachment 2 at the end of this report

3.10 Sensitivity

The samples were reported to the MDLs. Elevated non-detect results were not reported.

3.11 Electronic Data Deliverables Review

The results and sample IDs in the EDDs were reviewed against the information provided by the associated level II reports at a minimum of 20% as part of the data validation process. The laboratory reports were reported to PQLs, whereas the EDD uses the term RL. Additionally, the RPD exceedance in the laboratory duplicate was not flagged by the laboratory. No other discrepancies were identified between the level II reports and the EDDs.

---

* * * * *

ATTACHMENT 1
DATA VALIDATION QUALIFIER DEFINITIONS
AND INTERPRETATION KEY
Assigned by Geosyntec's Data Validation Team

DATA QUALIFIER DEFINITIONS

U The analyte was analyzed for but was not detected above the reported sample quantitation limit. Upon application of the U qualifier to a reported result, the definition changes to "not detected at or above the reported result."

J The analyte was positively identified; the associated numerical value is the approximate concentration of the analyte in the sample.

J+ The analyte was positively identified; however, the associated numerical value is likely to be higher than the concentration of the analyte in the sample due to positive bias of associated QC or calibration data or attributable to matrix interference.

J- The analyte was positively identified; however, the associated numerical value is likely to be lower than the concentration of the analyte in the sample due to negative bias of associated QC or calibration data or attributable to matrix interference.

UJ The analyte was not detected above the reported sample quantitation limit. However, the reported quantitation limit is approximate and may or may not represent the actual limit of quantitation necessary to accurately and precisely measure the analyte in the sample.

R The sample results are rejected due to serious deficiencies in the ability to analyze the sample and meet quality control criteria. The presence or absence of the analyte cannot be verified.

ATTACHMENT 2
DATA VALIDATION REASON CODES
Assigned by Geosyntec's Data Validation Team

Valid Value	Description
1	Preservation requirement not met
2	Extraction or analysis holding time exceeded
3	Blank contamination (i.e., method, trip, equipment, etc.)
4	Matrix spike/matrix spike duplicate recovery or RPD outside limits
5	LCS recovery outside limits or RPD outside limits (LCS/LCSD)
6	Surrogate recovery outside limits
7	Field Duplicate RPD exceeded
8	Serial dilution percent difference exceeded
9	Calibration criteria not met
10	Linear range exceeded
11	Internal standard criteria not met
12	Lab duplicates RPD exceeded
13	Other
14	Lab flag removed: no validation qualification required

LCS - Laboratory Control Sample
LCSD - Laboratory Control Sample duplicate
RPD - Relative percent difference

Geosyntec consultants

180A Market Place Boulevard
Knoxville, TN 37922
PH 865.330.0037
www.geosyntec.com

Memorandum

Date:	25 July 2023
To:	Lane Dorman
From:	Kristoffer Henderson
CC:	Matthew Richardson
Subject:	**Stage 2A Data Validation - Level II Data Deliverables – Eurofins Job IDs 400-235302-2, 400-235303-2 and 400-235308-2**

SITE: Plant Smith

INTRODUCTION

This report summarizes the findings of the Stage 2A data validation of thirteen aqueous samples, three field duplicates, two field blanks and two equipment blanks, collected 28-30 March 2023, as part of the Plant Smith sampling event.

The samples were analyzed at Eurofins St Louis, Missouri, for the following analytical tests:

- Radium-226 by United States (US) Environmental Protection Agency (EPA) Method 9315
- Radium-228 by US EPA Method 9320
- Combined Radium 226 + 228 by Calculation

EXECUTIVE SUMMARY

Based on the Stage 2A data validation covering the quality control (QC) parameters listed below and the information provided, the data as qualified are usable for supporting project objectives. Qualified data should be used within the limitation of the qualification.

The data were reviewed based on the pertinent methods referenced in the laboratory reports, professional and technical judgment and the following documents:

- United States Environmental Protection Agency (US EPA) Region IV Data Validation Standard Operating Procedures (US EPA Region IV, September 2011) and
- American Nuclear Society Verification and Validation of Radiological Data for Use in Management and Environmental Remediation, ANSI/ANS-41.5-2012, February 15, 2012.

The following samples were analyzed and reported in the laboratory reports:

Laboratory ID	Client ID
400-235302-1	MW-06
400-235302-2	MW-08R
400-235302-3	MW-10R
400-235302-4	MW-13R
400-235302-5	MW-07
400-235302-6	MW-09R
400-235302-7	MW-11R
400-235302-8	MW-14R
400-235302-9	FB-01
400-235302-10	EB-01

Laboratory ID	Client ID
400-235302-11	FB-02
400-235303-1	DUP-01
400-235303-2	MW-02
400-235303-3	MW-03
400-235303-4	MW-12
400-235303-5	EB-02
400-235303-6	DUP-02
400-235303-7	DUP-03
400-235308-1	MWI-12A
400-235308-2	PZ-14

No preservation issues were noted by the laboratory.

1.0 RADIOCHEMISTRY

The samples were analyzed for radium-226 by US EPA method 9315, radium-228 by US EPA method 9320 and combined radium 226+228 by calculation.

The areas of data review are listed below. A leading check mark (✓) indicates an area of review in which the data were acceptable. A preceding crossed circle (⊗) signifies areas where issues were raised during the course of the validation review and should be considered to determine any impact on data quality and usability.

✓ Overall Assessment
✓ Holding Times
✓ Method Blank
✓ Matrix Spike/Matrix Spike Duplicate
✓ Laboratory Duplicate
✓ Laboratory Control Sample
✓ Tracers and Carriers
✓ Equipment Blank
✓ Field Blank
⊗ Field Duplicate
✓ Sensitivity
✓ Electronic Data Deliverable Review

1.1 Overall Assessment

The radium-226 and radium-228 data reported in this sample set are considered usable for supporting project objectives. The results are considered valid; the analytical completeness defined as the ratio of the number of valid analytical results (valid analytical results include values

qualified as estimated) to the total number of analytical results requested on samples submitted for this analysis, for this sample set is 100%.

1.2 Holding Times

The holding time for the radium-226 and radium-228 analyses of a water sample is 180 days from sample collection to analysis. The holding times were met for the sample analyses.

1.3 Method Blank

Method blanks were analyzed at the proper frequency for the number and types of samples analyzed (one per batch of 20 samples). Two method blanks were reported for radium-226 (batches 606317 and 606560) and two method blanks were reported for radium-228 (batches 606318 and 606561). The radiochemistry parameters were not detected in the method blanks above the minimum detectable concentrations (MDCs).

1.4 Matrix Spike/Matrix Spike Duplicate (MS/MSD)

MS/MSD pairs were not reported.

1.5 Laboratory Duplicate

One laboratory duplicate was reported for radium-226 using sample FB-02 and one laboratory duplicate was reported for radium-228 using sample FB-02. The replicate error ratio (RER) results were within the laboratory specified acceptance criteria.

1.6 Laboratory Control Sample (LCS)

LCSs were analyzed at the proper frequency for the number and types of samples analyzed (one per batch of 20 samples). One LCS and one LCS/laboratory control sample duplicate (LCSD) pair were reported for radium-226 and one LCS and one LCS/LCSD pair were reported for radium-228. The recovery and RER results were within the laboratory specified acceptance criteria.

1.7 Tracers and Carriers

Carriers were reported for the radium-226 and radium-228 analyses. The recovery results were within the laboratory specified acceptance criteria.

1.8 Equipment Blank

Two equipment blanks were collected with the sample set, EB-01 and EB-02. The radiochemistry parameters were not detected in the equipment blanks above the MDCs.

1.9 Field Blank

Two field blanks were collected with the sample set, FB-01 and FB-02. The radiochemistry parameters were not detected in the field blanks above the MDCs.

1.10 Field Duplicate

Three field duplicates were collected with the sample set, DUP-01, DUP-02 and DUP-03. Acceptable precision (RER≤ 3) was demonstrated between the field duplicates and the original samples, MW-03, MW-06 and MW-10R, respectively, with the following exceptions.

400-235302-2/400-235303-2: The RERs of combined radium and radium-228 in field duplicate pair MW-10R/DUP-03 were greater than 3. Therefore, the combined radium and radium-228 concentrations in field duplicate pair MW-10R/DUP-03 were J qualified as estimated.

Sample	Analyte	Laboratory Result (pCi/L)	Laboratory Flag	RER	Validation Result (pCi/L)	Validation Qualifier	Reason Code
MW-10R	Combined Radium 226 + 228	9.79	NA	6.2	9.79	J	7
DUP-03	Combined Radium 226 + 228	15.6	NA		15.6	J	7
MW-10R	Radium-228	5.67	NA	6.8	5.67	J	7
DUP-03	Radium-228	11.4	NA		11.4	J	7

pCi/L-picocuries per liter
NA-not applicable
RER-replicate error ratio
* Validation qualifiers are defined in Attachment 1 at the end of this report
**Reason codes are defined in Attachment 2 at the end of this report

1.11 Sensitivity

The samples were reported to the MDCs. Elevated non-detect results were not reported.

1.12 Electronic Data Deliverables (EDDs) Review

The results and sample IDs in the EDDs were reviewed against the information provided by the associated level II reports at a minimum of 20% as part of the data validation process. No discrepancies were identified between the level II reports and the EDDs.

ATTACHMENT 1
DATA VALIDATION QUALIFIER DEFINITIONS
Assigned by Geosyntec's Data Validation Team

DATA QUALIFIER DEFINITIONS

U The analyte was analyzed for but was not detected above the reported sample quantitation limit. Upon application of the U qualifier to a reported result, the definition changes to "not detected at or above the reported result."

J The analyte was positively identified; the associated numerical value is the approximate concentration of the analyte in the sample.

J+ The analyte was positively identified; however, the associated numerical value is likely to be higher than the concentration of the analyte in the sample due to positive bias of associated QC or calibration data or attributable to matrix interference.

J- The analyte was positively identified; however, the associated numerical value is likely to be lower than the concentration of the analyte in the sample due to negative bias of associated QC or calibration data or attributable to matrix interference.

N There is presumptive evidence that the analyte is present; the analyte is reported as a tentative identification.

UJ The analyte was not detected above the reported sample quantitation limit. However, the reported quantitation limit is approximate and may or may not represent the actual limit of quantitation necessary to accurately and precisely measure the analyte in the sample.

R The sample results are rejected due to serious deficiencies in the ability to analyze the sample and meet quality control criteria. The presence or absence of the analyte cannot be verified.

ATTACHMENT 2
DATA VALIDATION REASON CODES
Assigned by Geosyntec's Data Validation Team

Valid Value	Description
1	Preservation requirement not met
2	Extraction or analysis holding time exceeded
3	Blank contamination (i.e., method, trip, equipment, etc.)
4	Matrix spike/matrix spike duplicate recovery or RPD outside limits
5	LCS recovery outside limits or RPD outside limits (LCS/LCSD)
6	Surrogate recovery outside limits
7	Field Duplicate RPD exceeded
8	Serial dilution percent difference exceeded
9	Calibration criteria not met
10	Linear range exceeded
11	Internal standard criteria not met
12	Lab duplicates RPD exceeded
13	Other
14	Lab flag removed: no validation qualification required

LCS - Laboratory Control Sample
LCSD - Laboratory Control Sample duplicate
RPD - Relative percent difference

Geosyntec consultants

180A Market Place Boulevard
Knoxville, TN 37922
PH 865.330.0037
www.geosyntec.com

Memorandum

Date:	4 January 2024
To:	Lane Dorman
From:	Matthew Richardson
CC:	Kristoffer Henderson
Subject:	**Stage 2A Data Validation - Level II Data Deliverables – Eurofins Job IDs 400-242672-1 Revision 2, 400-242673-1 Revision 1 and 400-242675-1**

SITE: CCR Plant Smith

INTRODUCTION

This report summarizes the findings of the Stage 2A data validation of eleven aqueous samples, three field duplicates, two field blanks and two equipment blanks, collected 28-29 & 31 August 2023, as part of the Plant Smith sampling event.

The samples were analyzed at Eurofins Pensacola, Florida, for the following analytical tests:

- Metals by United States (US) Environmental Protection Agency (EPA) Methods 3005A/6020B
- Mercury by US EPA Method 7470A
- Total Dissolved Solids (TDS) by Standard Method (SM) 2540C
- Chloride by SM 4500 Cl- E
- Fluoride by SM 4500 F C
- Sulfate by SM 4500 SO4 E

EXECUTIVE SUMMARY

Overall, based on this Stage 2A data validation covering the quality control (QC) parameters listed below and based on the information provided, the data as qualified are usable for supporting project objectives. The qualified data should be used within the limitations of the qualifications. If there are results with two or more different qualifications due to multiple QC failures, the final qualification is reconciled in the electronic data deliverable (EDD) with qualifications.

The data were reviewed based on the pertinent methods referenced in the laboratory reports, professional and technical judgment and the following documents:

- US EPA Region IV Data Validation Standard Operating Procedures (US EPA Region IV, September 2011) and
- US EPA National Functional Guidelines for Inorganic Superfund Methods Data Review, November 2020 (EPA 540-R-20-006).

The following samples were analyzed and reported in the laboratory reports:

Laboratory ID	Client ID
400-242672-1	MWI-12A
400-242672-2	PZ-14
400-242672-3	FB-02
400-242672-4	EB-02
400-242673-1	MW-10R
400-242673-2	MW-09R
400-242673-3	MW-11R
400-242673-4	MW-14R
400-242673-5	DUP-02

Laboratory ID	Client ID
400-242673-6	FB-01
400-242673-7	EB-01
400-242673-8	MW-08R
400-242673-9	MW-13R
400-242673-10	DUP-03
400-242675-1	MW-02
400-242675-2	MW-03
400-242675-3	MW-12
400-242675-4	DUP-01

The chain of custody (COC) indicates the samples were received within the criteria 0-6ºC. No preservation issues were noted by the laboratory.

The laboratory reports were revised on 1/23/2023 to include all QC sample results. The laboratory reports were identified as 400-225433-1 Revision 2, 400-225434-1 Revision 2 and 400-225435-1 Revision 1. Additionally, laboratory report 400-225434-1 was revised on 3/2/2023 to include narrative statement from the laboratory that elaborated on serial dilution exceedance for boron; the report was identified as 400-225434-1 Revision 4.

Additional QC was reported in the laboratory reports for metals that was not included in the associated EDDs. The data reported in the EDDs is what was considered for validation of the sample results.

1.0 METALS

The samples were analyzed for metals by US EPA methods 3005A/6020B. Mercury was assessed separately, in section 2.0, below.

The areas of data review are listed below. A leading check mark (✓) indicates an area of review in which the data were acceptable. A preceding crossed circle (⊗) signifies areas where issues were raised during the course of the validation review and should be considered to determine any impact on data quality and usability.

✓ Overall Assessment
✓ Holding Time

- ✓ Method Blank
- ✓ Matrix Spike/Matrix Spike Duplicate
- ✓ Laboratory Control Sample
- ✓ Equipment Blank
- ✓ Field Blank
- ⊗ Field Duplicate
- ✓ Sensitivity
- ✓ Electronic Data Deliverable Review

1.1 Overall Assessment

The metals data reported in this sample set are considered usable for supporting project objectives. The results are considered valid; the analytical completeness defined as the ratio of the number of valid analytical results (valid analytical results include values qualified as estimated) to the total number of analytical results requested on samples submitted for this analysis, for this data set is 100%.

1.2 Holding Time

The holding time for the metals analysis of a preserved water sample is 180 days from sample collection to analysis. The holding times were met for the sample analyses.

1.3 Method Blank

Method blanks were analyzed at the proper frequency for the number and types of samples analyzed (one per batch of 20 samples). Three method blanks were reported (batches 640841, 642514 and 642575). Metals were not detected in the method blanks above the method detection limits (MDLs).

1.4 Matrix Spike/Matrix Spike Duplicate (MS/MSD)

MS/MSDs were analyzed at the proper frequency for the number and types of samples analyzed (one per batch of 20 samples). Two sample set specific MS/MSD pairs were reported, using samples PZ-14 and MW-10R. The recovery and relative percent difference (RPD) results were within the laboratory specified acceptance criteria, with the following exceptions.

400-242672-1: The recoveries of boron, calcium and selenium in the MS/MSD pair using sample PZ-14 were outside of the laboratory specified acceptance criteria. Additionally, the post-digestion spike (PDS) recoveries of boron and calcium were outside of the laboratory specified acceptance criteria. Since the concentrations of boron, calcium and selenium in sample PZ-14 were greater than four times the spike amounts, no qualifications were applied to the data.

400-242673-1: The recoveries of boron and calcium in the MS/MSD pair using sample MW-10R were outside of the laboratory specified acceptance criteria. Since the concentrations of boron and calcium in sample MW-10R were greater than four times the spike amounts, no qualifications were applied to the data.

One batch MS/MSD pair was also reported. Since these were batch QC, the results do not affect the samples in this data set and qualifications were not applied to the data.

1.5 Laboratory Control Sample (LCS)

LCSs were analyzed at the proper frequency for the number and types of samples analyzed (one per batch of 20 samples). Three LCSs were reported. The recovery results were within the laboratory specified acceptance criteria.

1.6 Equipment Blank

Two equipment blanks, EB-01 and EB-02, were collected with the sample set. Metals were not detected in the equipment blanks above the MDLs, with the following exception.

Barium was detected in EB-02 at an estimated concentration greater than the MDL and less than the reporting limit (RL). Since barium was not detected or detected at concentrations greater than the RL and based on professional and technical judgment, no qualifications were applied to the data.

1.7 Field Blank

Two field blanks, FB-01 and FB-02, were collected with the sample set. Metals were not detected in the field blanks above the MDLs.

1.8 Field Duplicate

Three field duplicates were collected with the sample set, DUP-01, DUP-02 and DUP-03. Acceptable precision (RPD $\leq$ 30%) was demonstrated between the field duplicates and the original samples, MW-02, MW-10R and MW-08R, respectively, with the following exceptions.

The RPDs for boron, calcium and lithium in the field duplicate pair DUP-02/MW-10R were greater than 30%. Therefore, the concentrations of boron, calcium and lithium in samples DUP-02 and MW-10R were J qualified as estimated.

Selenium was detected in the parent sample MW-10R at an estimated concentration greater than the MDL and less than the RL and not detected in field duplicate sample DUP-02, resulting in a noncalculable RPD result. Therefore, the non-detect selenium result in DUP-02 was UJ qualified

as estimated less than the MDL, and the selenium concentration in sample MW-10R was J qualified as estimated.

Sample	Analyte	Laboratory Result (mg/L)	Laboratory Flag	RPD	Validation Result (mg/L)	Validation Qualifier*	Reason Code**
DUP-02	Boron	9.3	NA	68	9.3	J	7
MW-10R	Boron	4.6	NA		4.6	J	7
DUP-02	Calcium	590	NA	65	590	J	7
MW-10R	Calcium	300	NA		300	J	7
DUP-02	Lithium	0.0081	NA	39	0.0081	J	7
MW-10R	Lithium	0.012	NA		0.012	J	7
DUP-02	Selenium	0.00082	U	NC	0.00082	UJ	7
MW-10R	Selenium	0.0011	I		0.0011	J	7

mg/L-milligram per liter
U-not detected at a concentration greater than or equal to the MDL
I-laboratory flag indicating the reported value is between the laboratory MDL and the laboratory practical quantitation limit
NC-noncalculable
NA-not applicable
* Validation qualifiers are defined in Attachment 1 at the end of this report
**Reason codes are defined in Attachment 2 at the end of this report

1.9 Sensitivity

The samples were reported to the MDLs. Elevated non-detect results were reported due to the dilutions analyzed.

1.10 Electronic Data Deliverables Review

The results and sample IDs in the EDDs were reviewed against the information provided by the associated level II reports at a minimum of 20% as part of the data validation process. The laboratory reports were reported to practical quantitation limits (PQLs), whereas the EDD uses the term RL. No other discrepancies were identified between the level II reports and the EDDs.

2.0 MERCURY

The samples were analyzed for mercury by US EPA method 7470A.

The areas of data review are listed below. A leading check mark (✓) indicates an area of review in which the data were acceptable. A preceding crossed circle (⊗) signifies areas where issues were raised during the course of the validation review and should be considered to determine any impact on data quality and usability.

- ✓ Overall Assessment
- ✓ Holding Time
- ✓ Method Blank
- ✓ Matrix Spike/Matrix Spike Duplicate
- ✓ Laboratory Control Sample
- ✓ Equipment Blank
- ✓ Field Blank
- ✓ Field Duplicate
- ✓ Sensitivity
- ✓ Electronic Data Deliverable Review

2.1 Overall Assessment

The mercury data reported in this sample set are considered usable for supporting project objectives. The results are considered valid; the analytical completeness defined as the ratio of the number of valid analytical results (valid analytical results include values qualified as estimated) to the total number of analytical results requested on samples submitted for this analysis, for this dataset is 100%.

2.2 Holding Time

The holding time for the mercury analysis of a water sample is 28 days from sample collection to analysis. The holding times were met for the sample analyses.

2.3 Method Blank

Method blanks were analyzed at the proper frequency for the number and types of samples analyzed (one per batch of 20 samples). Three method blanks were reported (batches 640485, 641188 and 640661). Mercury was not detected in the method blanks above the MDL.

2.4 Matrix Spike/Matrix Spike Duplicate

MS/MSDs were analyzed at the proper frequency for the number and types of samples analyzed (one per batch of 20 samples). Three sample set specific MS/MSD pairs were reported using samples MWI-12A, MW-14R and MW-02. The recovery and RPD results were within the laboratory specified acceptance criteria.

2.5 Laboratory Control Sample

LCSs were analyzed at the proper frequency for the number and types of samples analyzed (one per batch of 20 samples). Three LCSs were reported. The recovery results were within the laboratory specified acceptance criteria.

2.6 Equipment Blank

Two equipment blanks, EB-01 and EB-02, were collected with the sample set. Mercury was not detected in the equipment blanks above the MDL.

2.7 Field Blank

Two field blanks, FB-01 and FB-02, were collected with the sample set. Mercury was not detected in the field blanks above the MDLs.

2.8 Field Duplicate

Three field duplicates were collected with the sample set, DUP-01, DUP-02 and DUP-03. Acceptable precision (RPD ≤ 30%) was demonstrated between the field duplicates and the original samples, MW-02, MW-10R and MW-08R, respectively.

2.9 Sensitivity

The samples were reported to the MDL. Elevated non-detect results were not reported.

2.10 Electronic Data Deliverables Review

The results and sample IDs in the EDDs were reviewed against the information provided by the associated level II reports at a minimum of 20% as part of the data validation process. The laboratory reports were reported to PQLs, whereas the EDD uses the term RL. No other discrepancies were identified between the level II reports and the EDDs.

3.0 WET CHEMISTRY

The samples were analyzed for chloride by SM 4500 Cl-E, fluoride by SM 4500 F C, sulfate by SM 4500 SO4 E and TDS by SM 2540C.

The areas of data review are listed below. A leading check mark (✓) indicates an area of review in which the data were acceptable. A preceding crossed circle (⊗) signifies areas where issues were raised during the course of the validation review and should be considered to determine any impact on data quality and usability.

✓ Overall Assessment
⊗ Holding Times
✓ Method Blank
✓ Matrix Spike/Matrix Spike Duplicate
✓ Laboratory Control Sample
✓ Laboratory Duplicate

✓ Equipment Blank
✓ Field Blank
⊗ Field Duplicate
✓ Sensitivity
✓ Electronic Data Deliverable Review

3.1 Overall Assessment

The wet chemistry data reported in this sample set are considered usable for supporting project objectives. The results are considered valid; the analytical completeness defined as the ratio of the number of valid analytical results (valid analytical results include values qualified as estimated) to the total number of analytical results requested on samples submitted for these analyses, for this dataset is 100%.

3.2 Holding Times

The holding time for the fluoride, chloride and sulfate analysis of a water sample is 28 days from sample collection to analysis. The holding time for the TDS analysis of a water sample is 7 days from sample collection to analysis. The holding times were met for the sample analyses, with the following exceptions.

400-242672-1: Sample MWI-12A was reanalyzed for sulfate outside of the holding time requirement. The sample was reanalyzed as a confirmation run, per the client's request. Results of both analyses were reported. Based on the laboratory review of the data and historical data at the sampling location, the reanalysis results were considered for validation and marked as "Yes" in the Reportable column in the EDD. Therefore, the sulfate concentration in sample MWI-12A was J- qualified as estimated with a low bias.

400-242673-1: Sample MW-14R was reanalyzed for sulfate outside of the holding time requirement. The sample was reanalyzed as a confirmation run, per the client's request. Results of both analyses were reported. Based on the laboratory review of the data and historical data at the sampling location, the reanalysis results were considered for validation and marked as "Yes" in the Reportable column in the EDD. Therefore, the sulfate concentration in sample MWI-14R was J- qualified as estimated with a low bias.

Sample	Analyte	Laboratory Result (mg/L)	Laboratory Flag	Validation Result (mg/L)	Validation Qualifier	Reason Code
MWI-12A	Sulfate	200	Q	200	J-	2
MW-14R	Sulfate	350	Q	350	J-	2

mg/L-milligram per liter
Q-laboratory flag indicating sample held beyond the accepted holding time

3.3 Method Blank

Method blanks were analyzed at the proper frequency for the number and types of samples analyzed (one per batch of 20 samples). Method blanks were reported for each analysis and batch; TDS (batches 639249 and 639622), chloride (batches 640388 and 641285), sulfate (batches 640429, 648238 and 641531) and fluoride (batches 639285 639700 and 648238). The wet chemistry parameters were not detected in the method blanks above the MDLs.

Additionally, the laboratory narrative indicated that there were detections in the instrument blanks. Upon review of the level 3 data package sent from the laboratory, boron was detected in ICB 400-641040/37 and CCB 400-641611/3. Since boron was reported in the associated samples with acceptable bracketing ICB and CCBs, no qualifications were applied to the data.

3.4 Matrix Spike/Matrix Spike Duplicate

MS/MSDs were analyzed at the proper frequency for the number and types of samples analyzed (one per batch of 20 samples).

One sample set specific MS/MSD pair was reported chloride using sample PZ-14. The recovery and RPD results were within the laboratory specified acceptance criteria, with the following exceptions.

400-242672-1: The recoveries of chloride in the MS/MSD pair using sample PZ-14 were low, less than 35% and outside of the laboratory specified acceptance criteria. Since the concentration of chloride in sample PZ-14 were greater than four times the spike amounts, no qualifications were applied to the data.

One sample set specific MS/MSD pair was reported sulfate using sample EB-01. The recovery and RPD results were within the laboratory specified acceptance criteria.

Batch MS/MSD pairs were reported for sulfate, fluoride and chloride. Since these were batch QC, the results do not affect the samples in this data set and qualifications were not applied to the data.

3.5 Laboratory Control Sample

LCSs were analyzed at the proper frequency for the number and types of samples analyzed (one per batch of 20 samples). LCSs or LCS/LCS duplicate (LCSD) pairs were reported for each analysis and batch. The recovery and RPD results were within the laboratory specified acceptance criteria.

The laboratory also analyzed method reporting limit (MRL) standards for chloride and sulfate. The MRL recoveries were within the laboratory specified acceptance criteria.

3.6 Laboratory Duplicate

One laboratory duplicate was reported for fluoride using sample EB-02. The RPD result was within the laboratory specified acceptance criteria.

Two laboratory duplicates were reported for TDS using samples DUP-03 and MW-03. The RPD results were within the laboratory specified acceptance criteria.

Batch laboratory duplicates were also reported for TDS and fluoride. Since these are batch QC, the results do not affect the samples in this data set and qualifications were not applied to the data.

3.7 Equipment Blank

Two equipment blanks, EB-01 and EB-02, were collected with the sample set. The wet chemistry parameters were not detected in the equipment blanks above the MDLs.

3.8 Field Blank

Two field blanks, FB-01 and FB-02, were collected with the sample set. The wet chemistry parameters were not detected in the field blanks above the MDLs.

3.9 Field Duplicate

Three field duplicates were collected with the sample set, DUP-01, DUP-02 and DUP-03. Acceptable precision (RPD ≤ 30%) was demonstrated between the field duplicates and the original samples, MW-02, MW-10R and MW-08R, respectively, with the following exceptions.

The RPD for sulfate in the field duplicate pair DUP-02/MW-10R was greater than 30%. Therefore, the concentration of sulfate in samples DUP-02 and MW-10R were J qualified as estimated.

The RPD for chloride in the field duplicate pair DUP-01/MW-02 was greater than 30%. Therefore, the concentration of chloride in samples DUP-01 and MW-02 were J qualified as estimated.

Sample	Analyte	Laboratory Result (mg/L)	Laboratory Flag	RPD	Validation Result (mg/L)	Validation Qualifier	Reason Code
DUP-02	Sulfate	1300	NA	55	1300	J	7
MW-10R	Sulfate	740	NA		740	J	7
DUP-01	Chloride	13	NA	38	13	J	7
MW-02	Chloride	19	NA		19	J	7

mg/L-milligram per liter
NA-not applicable

3.10 Sensitivity

The samples were reported to the MDLs. Elevated non-detect results were not reported.

3.11 Electronic Data Deliverables Review

The results and sample IDs in the EDDs were reviewed against the information provided by the associated level II reports at a minimum of 20% as part of the data validation process. The laboratory reports were reported to PQLs, whereas the EDD uses the term RL. No other discrepancies were identified between the level II reports and the EDDs.

---

* * * * *

ATTACHMENT 1
DATA VALIDATION QUALIFIER DEFINITIONS
AND INTERPRETATION KEY
Assigned by Geosyntec's Data Validation Team

DATA QUALIFIER DEFINITIONS

U The analyte was analyzed for but was not detected above the reported sample quantitation limit. Upon application of the U qualifier to a reported result, the definition changes to "not detected at or above the reported result."

J The analyte was positively identified; the associated numerical value is the approximate concentration of the analyte in the sample.

J+ The analyte was positively identified; however, the associated numerical value is likely to be higher than the concentration of the analyte in the sample due to positive bias of associated QC or calibration data or attributable to matrix interference.

J- The analyte was positively identified; however, the associated numerical value is likely to be lower than the concentration of the analyte in the sample due to negative bias of associated QC or calibration data or attributable to matrix interference.

UJ The analyte was not detected above the reported sample quantitation limit. However, the reported quantitation limit is approximate and may or may not represent the actual limit of quantitation necessary to accurately and precisely measure the analyte in the sample.

R The sample results are rejected due to serious deficiencies in the ability to analyze the sample and meet quality control criteria. The presence or absence of the analyte cannot be verified.

ATTACHMENT 2
DATA VALIDATION REASON CODES
Assigned by Geosyntec's Data Validation Team

Valid Value	Description
1	Preservation requirement not met
2	Extraction or analysis holding time exceeded
3	Blank contamination (i.e., method, trip, equipment, etc.)
4	Matrix spike/matrix spike duplicate recovery or RPD outside limits
5	LCS recovery outside limits or RPD outside limits (LCS/LCSD)
6	Surrogate recovery outside limits
7	Field Duplicate RPD exceeded
8	Serial dilution percent difference exceeded
9	Calibration criteria not met
10	Linear range exceeded
11	Internal standard criteria not met
12	Lab duplicates RPD exceeded
13	Other
14	Lab flag removed: no validation qualification required

LCS - Laboratory Control Sample
LCSD - Laboratory Control Sample duplicate
RPD - Relative percent difference

Geosyntec consultants

180A Market Place Boulevard
Knoxville, TN 37922
PH 865.330.0037
www.geosyntec.com

Memorandum

Date:	4 January 2023
To:	Lane Dorman
From:	Matthew Richardson
CC:	Kristoffer Henderson
Subject:	**Stage 2A Data Validation - Level II Data Deliverables – Eurofins Job IDs 400-242672-2, 400-242673-2 Rev 1 and 400-242675-2**

SITE: Plant Smith

INTRODUCTION

This report summarizes the findings of the Stage 2A data validation of eleven aqueous samples, three field duplicates, two field blanks and two equipment blanks, collected 28-29 & 31 August 2023, as part of the Plant Smith sampling event.

The samples were analyzed at Eurofins St Louis, Missouri, for the following analytical tests:

- Radium-226 by United States (US) Environmental Protection Agency (EPA) Method 9315
- Radium-228 by US EPA Method 9320
- Combined Radium 226 + 228 by Calculation

EXECUTIVE SUMMARY

Overall, based on this Stage 2A data validation covering the quality control (QC) parameters listed below and based on the information provided, the data as qualified are usable for supporting project objectives. The qualified data should be used within the limitations of the qualifications. If there are results with two or more different qualifications due to multiple QC failures, the final qualification is reconciled in the electronic data deliverable (EDD) with qualifications.

The data were reviewed based on the pertinent methods referenced in the laboratory reports, professional and technical judgment and the following documents:

- United States Environmental Protection Agency (US EPA) Region IV Data Validation Standard Operating Procedures (US EPA Region IV, September 2011) and
- American Nuclear Society Verification and Validation of Radiological Data for Use in Management and Environmental Remediation, ANSI/ANS-41.5-2012, February 15, 2012.

The following samples were analyzed and reported in the laboratory reports:

Laboratory ID	Client ID
400-242672-1	MWI-12A
400-242672-2	PZ-14
400-242672-3	FB-02
400-242672-4	EB-02
400-242673-1	MW-10R
400-242673-2	MW-09R
400-242673-3	MW-11R
400-242673-4	MW-14R
400-242673-5	DUP-02

Laboratory ID	Client ID
400-242673-6	FB-01
400-242673-7	EB-01
400-242673-8	MW-08R
400-242673-9	MW-13R
400-242673-10	DUP-03
400-242675-1	MW-02
400-242675-2	MW-03
400-242675-3	MW-12
400-242675-4	DUP-01

No preservation issues were noted by the laboratory.

1.0 RADIOCHEMISTRY

The samples were analyzed for radium-226 by US EPA method 9315, radium-228 by US EPA method 9320 and combined radium 226+228 by calculation.

The areas of data review are listed below. A leading check mark (✓) indicates an area of review in which the data were acceptable. A preceding crossed circle (⊗) signifies areas where issues were raised during the course of the validation review and should be considered to determine any impact on data quality and usability.

✓ Overall Assessment
✓ Holding Times
⊗ Method Blank
✓ Matrix Spike/Matrix Spike Duplicate
✓ Laboratory Control Sample
✓ Tracers and Carriers
⊗ Field Blank
✓ Equipment Blank
⊗ Field Duplicate
✓ Laboratory Duplicate
✓ Sensitivity
✓ Electronic Data Deliverable Review

1.1 Overall Assessment

The radium-226 and radium-228 data reported in this sample set are considered usable for supporting project objectives. The results are considered valid; the analytical completeness defined as the ratio of the number of valid analytical results (valid analytical results include values

qualified as estimated) to the total number of analytical results requested on samples submitted for this analysis, for this sample set is 100%.

The laboratory I-flagged the results greater than the MDC and less than the requested reporting limit (RL). Since results greater than the MDC are not considered estimated, the I flag was removed based on professional and technical judgment.

1.2 Holding Times

The holding time for the radium-226 and radium-228 analyses of a water sample is 180 days from sample collection to analysis. The holding times were met for the sample analyses.

1.3 Method Blank

Method blanks were analyzed at the proper frequency for the number and types of samples analyzed (one per batch of 20 samples). Three method blanks were reported for radium-226 (batches 626540, 626921 and 626536) and four method blanks were reported for radium-228 (batches 626543, 626923, 629829 and 626539). The radiochemistry parameters were not detected in the method blanks at or above the minimum detectable concentrations (MDCs), with the following exceptions.

400-242672-2 and 400-242673-2: Radium-226 [0.09972 picocuries per liter (pCi/L)] was detected in the method blank in batch 626540 at a concentration greater than the MDC. Since the concentrations in the associated samples were greater than ten times the method blank concentration, no qualifications were applied to the data.

400-242672-2 and 400-242673-2: The radium-228 result in the method blank in batch 626543 was more negative than the total propagated uncertainty (TPU). Therefore, the radium-228 and combined radium 226+228 concentrations in samples MWI-12A and MW-09R were J- qualified as estimated with a low bias.

Sample	Analyte	Laboratory Result (pCi/L)	Laboratory Flag	Validation Result (pCi/L)	Validation Qualifier	Reason Code
MW-09R	Combined Radium 226 + 228	6.61	NA	6.61	J-	3
MW-09R	Radium-228	1.39	NA	1.39	J-	3
MWI-12A	Combined Radium 226 + 228	21.8	NA	21.8	J-	3

Sample	Analyte	Laboratory Result (pCi/L)	Laboratory Flag	Validation Result (pCi/L)	Validation Qualifier	Reason Code
MWI-12A	Radium-228	1.89	NA	1.89	J-	3

pCi/L-picocuries per liter
I-laboratory flag indicating the reported value is between the laboratory method detection limit and the laboratory practical quantitation limit
NA-not applicable
* Validation qualifiers are defined in Attachment 1 at the end of this report
**Reason codes are defined in Attachment 2 at the end of this report

1.4 Matrix Spike/Matrix Spike Duplicate (MS/MSD)

Batch MS/MSD pairs were reported. Since these were batch QC, the results do not affect the samples in this data set and qualifications were not applied to the data.

1.5 Laboratory Control Sample (LCS)

LCSs were analyzed at the proper frequency for the number and types of samples analyzed (one per batch of 20 samples). Three LCSs were reported for radium-226 and three LCSs and one LCS/ laboratory control sample duplicate (LCSD) pair were reported for radium-228. The recovery and replicate error ratio (RER) results were within the laboratory specified acceptance criteria.

1.6 Tracers and Carriers

Carriers were reported for the radium-226 and radium-228 analyses. The recovery results were within the laboratory specified acceptance criteria.

1.7 Field Blank

Two field blanks were collected with the sample set, FB-01 and FB-02. The radiochemistry parameters were not detected in the field blanks at or above the MDCs, with the following exceptions.

Radium-228 was detected in FB-01 (0.615 pCi/L) at a concentration greater than the MDC. Therefore, the radium-228 concentrations in samples MWI-12A, MW-02, MW-03 and MW-12 were J+ qualified as estimated with high biases, and the radium-228 concentration in sample DUP-01 was U qualified as not detected at sample concentration. In addition, the combined radium 226+228 concentrations in samples DUP-01, MWI-12A, MW-02, MW-03 and MW-12 were J+ qualified as estimated with high biases.

Radium-228 was detected in FB-02 (0.995 pCi/L) at concentrations greater than the MDCs. Therefore, the radium-228 concentrations in samples MW-14R and PZ-14 were J+ qualified as

estimated with high biases. In addition, the combined radium 226+228 concentrations in samples MW-14R and PZ-14 were J+ qualified as estimated with high biases.

Sample	Analyte	Laboratory Result (pCi/L)	Laboratory Flag	Validation Result (pCi /L)	Validation Qualifier	Reason Code
DUP-01	Combined Radium 226 + 228	1.74	I	1.74	J+	3
MW-02	Combined Radium 226 + 228	1.5	I	1.5	J+	3
MW-03	Combined Radium 226 + 228	2.42	I	2.42	J+	3
MW-12	Combined Radium 226 + 228	2.52	I	2.52	J+	3
DUP-01	Radium-228	0.608	I	0.608	U	3
MW-02	Radium-228	0.632	I	0.632	J+	3
MW-03	Radium-228	0.863	I	0.863	J+	3
MW-12	Radium-228	0.824	I	0.824	J+	3
MWI-12A	Combined Radium 226 + 228	21.8	NA	21.8	J+	3
PZ-14	Combined Radium 226 + 228	16.1	NA	16.1	J+	3
MWI-12A	Radium-228	1.89	NA	1.89	J+	3
PZ-14	Radium-228	9.67	NA	9.67	J+	3
MW-14R	Combined Radium 226 + 228	2.21	I	2.21	J+	3
MW-14R	Radium-228	1.44	NA	1.44	J+	3

pCi/L-picocuries per liter
I-laboratory flag indicating the reported value is between the laboratory method detection limit and the laboratory practical quantitation limit
NA-not applicable

1.8 Equipment Blank

Two equipment blanks were collected with the sample set, EB-01 and EB-02. The radiochemistry parameters were not detected in the equipment blanks at or above the MDCs, with the following exceptions.

Radium-226 was detected in EB-02 (0.229 pCi/L) at a concentration greater than the MDC. Since the mean difference (MD) between the equipment blank contamination and sample was greater than 3 and the radium-226 results in the associated samples were greater than ten times the equipment blank contamination, no additional qualifications were applied to the data.

Radium-228 was detected in EB-02 (0.806 pCi/L) at a concentration greater than the MDC. Since the radium-228 results in the associated samples were qualified due to method blank and field

blank contamination and based on professional and technical judgment, no additional qualifications were applied to the data.

1.9 Field Duplicate

Three field duplicates were collected with the sample set, DUP-01, DUP-02 and DUP-03. Acceptable precision (RER≤ 3) was demonstrated between the field duplicates and the original samples, MW-02, MW-10R and MW-08R, respectively, with the following exception.

The RER for radium-228 was greater than 3 in the field duplicate pair DUP-02/MW-10R. Additionally, the RPD for radium-228 was greater than 30%. Therefore, the radium 228 concentrations in samples DUP-02 and MW-10R were J qualified as estimated.

Sample	Analyte	Laboratory Result (pCi/L)	Laboratory Flag	RER	Validation Result (pCi/L)	Validation Qualifier	Reason Code
DUP-02	Radium-228	14.2	NA	3.4	14.2	J	7
MW-10R	Radium-228	10.3	NA		10.3	J	7

pCi/L-picocuries per liter
NA-not applicable

1.10 Laboratory Duplicate

Batch laboratory duplicates were reported. Since these were batch QC, the results do not affect the samples in this data set and qualifications were not applied to the data.

1.11 Sensitivity

The samples were reported to the MDCs. Elevated non-detect results were not reported. The radium-228 MDC (1.04 pCi/L) for the method blank in batch 626543 (1.00 pCi/L) did not meet the requested RL.

1.12 Electronic Data Deliverables Review

The results and sample IDs in the EDDs were reviewed against the information provided by the associated level II reports at a minimum of 20% as part of the data validation process. No discrepancies were identified between the level II reports and the EDDs.

ATTACHMENT 1
DATA VALIDATION QUALIFIER DEFINITIONS
Assigned by Geosyntec's Data Validation Team

DATA QUALIFIER DEFINITIONS

U The analyte was analyzed for but was not detected above the reported sample quantitation limit. Upon application of the U qualifier to a reported result, the definition changes to "not detected at or above the reported result".

J The analyte was positively identified; the associated numerical value is the approximate concentration of the analyte in the sample.

J+ The analyte was positively identified; however, the associated numerical value is likely to be higher than the concentration of the analyte in the sample due to positive bias of associated QC or calibration data or attributable to matrix interference.

J- The analyte was positively identified; however, the associated numerical value is likely to be lower than the concentration of the analyte in the sample due to negative bias of associated QC or calibration data or attributable to matrix interference.

N There is presumptive evidence that the analyte is present; the analyte is reported as a tentative identification.

UJ The analyte was not detected above the reported sample quantitation limit. However, the reported quantitation limit is approximate and may or may not represent the actual limit of quantitation necessary to accurately and precisely measure the analyte in the sample.

R The sample results are rejected due to serious deficiencies in the ability to analyze the sample and meet quality control criteria. The presence or absence of the analyte cannot be verified.

ATTACHMENT 2
DATA VALIDATION REASON CODES
Assigned by Geosyntec's Data Validation Team

Valid Value	Description
1	Preservation requirement not met
2	Extraction or analysis holding time exceeded
3	Blank contamination (i.e., method, trip, equipment, etc.)
4	Matrix spike/matrix spike duplicate recovery or RPD outside limits
5	LCS recovery outside limits or RPD outside limits (LCS/LCSD)
6	Surrogate recovery outside limits
7	Field Duplicate RPD exceeded
8	Serial dilution percent difference exceeded
9	Calibration criteria not met
10	Linear range exceeded
11	Internal standard criteria not met
12	Lab duplicates RPD exceeded
13	Other
14	Lab flag removed: no validation qualification required

LCS - Laboratory Control Sample
LCSD - Laboratory Control Sample duplicate
RPD - Relative percent difference

APPENDIX B

Statistical Analyses – March 2023
Semi-Annual Monitoring

GROUNDWATER STATS CONSULTING

June 19, 2023

Geosyntec Consultants
Attn: Mr. Benjamin K. Amos, Ph.D., P.E.
1255 Roberts Boulevard, Suite 200
Kennesaw, GA 30144

Re: Plant Smith – 1st Semi-Annual 2023 Statistical Analysis

Dear Mr. Amos,

Groundwater Stats Consulting (GSC), formerly the statistical consulting division of Sanitas Technologies, is pleased to provide the statistical analysis of the groundwater data for the 1st Semi-Annual 2023 sample event at Florida Light & Power's Plant Smith. The analysis complies with the federal rule for the Disposal of Coal Combustion Residuals (CCR) from Electric Utilities (CCR Rule, 2015) as well as with the United States Environmental Protection Agency (USEPA) Unified Guidance (2009).

Sampling began at Plant Smith for the CCR program in 2016 at each of the groundwater monitoring wells. The current monitoring well network, as provided by Geosyntec Consultants, consists of the following:

- **Upgradient wells:** MW-2, MW-3, MW-12
- **Downgradient wells:** MW-6, MW-7, MW-8, MW-8R, MW-9, MW-9R, MW-10, MW-10R, MW-11, MW-11R, MW-13, MW-13R, MW-14, and MW-14R

Wells MW-8, MW-9, MW-10, MW-11, MW-13, and MW-14 were last sampled in May 2020; replacement wells MW-8R, MW-9R, and MW-10R were first sampled in April 2022; replacement wells MW-13R and MW-14R were first sampled in November 2021; and replacement well MW-11R was first sampled in September 2022. All replacement wells were sampled in April 2023.

Once the replacement wells reach a minimum of 4 samples, the Mann-Whitney test of medians will be used to evaluate whether the medians of data from both wells are

statistically different. In cases where statistically significant differences are identified at the 99% confidence level, the historical record is truncated so that only data from the replacement well, which may be more representative of present-day groundwater quality, are evaluated for the Appendix IV constituents in the confidence interval comparisons to respective Groundwater Protection Standards. The aforementioned wells and replacement wells were plotted only on time series and box plots and no formal statistics were required at this time.

Data were provided electronically to Groundwater Stats Consulting, and the statistical analysis was reviewed by Andrew Collins, Project Manager for Groundwater Stats Consulting.

The CCR program consists of the constituents listed below. The terms "parameters" and "constituents" are used interchangeably throughout the report.

- **Appendix III** (Detection Monitoring) **-** boron, calcium, chloride, fluoride, pH, sulfate, and TDS
- **Appendix IV** (Assessment Monitoring) **–** antimony, arsenic, barium, beryllium, cadmium, chromium, cobalt, combined radium 226 + 228, fluoride, lead, lithium, mercury, molybdenum, selenium, and thallium

Time series and box plots are provided for the above Appendix III and IV constituents at all wells (Figures A and B, respectively). The time series plots are used to initially screen for suspected outliers and trends, while the box plots provide visual representation of variation within individual wells and between all wells. While all Appendix IV constituents are plotted on the time series graphs and box plots, confidence intervals are provided only for downgradient well/constituent pairs which have at least one detection. A list of Appendix IV downgradient well/constituent pairs containing 100% non-detects which do not require statistical analyses follows this letter.

Proposed background data at all wells were initially evaluated, and reports submitted, during the October 2017 screening for the following: 1) outliers; 2) trends; 3) most appropriate statistical method for Appendix III parameters based on site characteristics of groundwater data upgradient of the facility; and 4) eligibility of downgradient wells when intrawell statistical methods were recommended.

Summary of Statistical Methods – Detection Monitoring Appendix III Constituents:

Based on the earlier evaluation described above, the following methods were selected:

- Intrawell prediction limits, combined with a 1-of-2 resample plan for pH
- Interwell prediction limits, combined with a 1-of-2 resample plan for boron, calcium, chloride, fluoride, sulfate, and TDS

Parametric prediction limits are utilized when the screened historical data follow a normal or transformed-normal distribution. When data cannot be normalized or the majority of data are non-detects, a nonparametric test is utilized. While the false positive rate associated with the parametric limits is based on an annual 10% (5% for each semi-annual sample event) as recommended by the EPA Unified Guidance (2009), the false positive rate associated with the nonparametric limits is dependent upon the available background sample size, number of future comparisons, and verification resample plan. The distribution of data is tested using the Shapiro-Wilk/Shapiro-Francia test for normality. After testing for normality and performing any adjustments as discussed below (US EPA, 2009), data are analyzed using either parametric or non-parametric prediction limits.

- No statistical analyses are required on wells and analytes containing 100% non-detects (USEPA Unified Guidance, 2009, Chapter 6).
- When data contain <15% non-detects, simple substitution of one-half the reporting limit is utilized in the statistical analysis. The reporting limit utilized for non-detects is the most recent practical quantification limit (PQL) as reported by the laboratory.
- When data contain between 15-50% non-detects, the Kaplan-Meier non-detect adjustment is applied to the background data. This technique adjusts the mean and standard deviation of the historical concentrations to account for concentrations below the reporting limit.
- Nonparametric prediction limits are used on data containing greater than 50% non-detects.

Natural systems continuously evolve due to physical changes made to the environment. Examples include capping a landfill, paving areas near a well, or lining a drainage channel to prevent erosion. Periodic updating of background statistical limits is necessary to accommodate these types of changes. In the interwell case, prediction limits are updated with upgradient well data during each event after screening for any new outliers. In the intrawell case, data for all wells and constituents may re-evaluated when a minimum of 4 new data points are available to determine whether earlier concentrations are

representative of present-day groundwater quality. In some cases, earlier data are deselected prior to construction of limits to provide sensitive limits that will rapidly detect changes in groundwater quality. Even though the deselected data are excluded from the calculation, the values will continue to be reported and shown in tables and graphs. A summary of the findings of the original background screening conducted in October 2017 as well as the background updates conducted in October 2019 and December 2022 is provided below.

Historical Summary Background Screening – October 2017

Outlier Analysis

Time series plots were used to identify suspected outliers, or extreme values that would result in limits that are not conservative from a regulatory perspective, in proposed background data. Suspected outliers at all wells for Appendix III and Appendix IV parameters were formally tested using Tukey's box plot method and, when identified, flagged in the computer database with "o" and deselected prior to construction of statistical limits. The results of those findings were submitted with the October 2017 report.

No suspected outliers were observed in any of the data sets, with the exception of a high value of 4200 mg/L for TDS in upgradient well MW-12 which was flagged as an outlier in the database. Any values identified as outliers are plotted in a lighter font on the time series graph. A substitution of the most recent reporting limit was applied when varying detection limits existed in data.

Seasonality

No seasonal patterns were observed on the time series plots for any of the detected data; therefore, no deseasonalizing adjustments were made to the data sets. When seasonal patterns are observed, data may be deseasonalized so that the resulting limits will correctly account for the seasonality as a predictable pattern rather than random variation or a release.

Trend Test Evaluation

While trends may be visually identified, a quantification of the trend and its significance is needed. The Sen's Slope/Mann Kendall trend test was used to evaluate all data at each well to identify statistically significant increasing or decreasing trends. In the absence of suspected contamination, significant trending data are typically not included as part of

the background data used for construction of prediction limits. This step serves to eliminate the trend and, thus, reduce variation in background. When statistically significant decreasing trends are present, earlier data are evaluated to determine whether earlier concentration levels are significantly different than current reported concentrations and may be deselected as necessary. When the historical records of data are truncated for the reasons above, a summary report will be provided to show the date ranges used in construction of the statistical limits.

The results of the trend analyses were provided with the 2017 screening report. No statistically significant increasing or decreasing trends were identified for any of the wells in the current monitoring well network; therefore, no adjustments were necessary for any of the records.

Appendix III – Determination of Spatial Variation

The Analysis of Variance (ANOVA) was used to statistically evaluate differences in average concentrations among upgradient wells, which assists in identifying the most appropriate statistical approach. Interwell tests, which compare downgradient well data to statistical limits constructed from pooled upgradient well data, are appropriate when average concentrations are similar across upgradient wells. Intrawell tests, which compare compliance data from a single well to screened historical data within the same well, are appropriate when upgradient wells exhibit spatial variation; when statistical limits constructed from upgradient wells would not be conservative from a regulatory perspective; and when downgradient water quality is unimpacted compared to upgradient water quality for the same parameter.

The ANOVA identified variation among upgradient wells at Plant Smith for the following Appendix III parameters: boron, calcium, chloride, pH, and TDS, suggesting consideration of intrawell methods for these parameters. These constituents were further evaluated as described below for the appropriateness of intrawell testing to accommodate the groundwater quality, but only pH was eligible for intrawell testing. No statistically significant variation was noted for fluoride or sulfate, making these parameters eligible for interwell methods. A summary table of the ANOVA results was included with the screening report.

Based on the above screening, intrawell methods were recommended for pH, and interwell methods were recommended for boron, calcium, chloride, fluoride, sulfate, and TDS. If further evaluation confirms natural variation in groundwater at these downgradient wells, intrawell methods will be considered for these parameters. In cases where downgradient average concentrations are higher than observed concentrations

upgradient for a given constituent, an independent study and hydrogeological investigation would be required to identify local geochemical conditions and expected groundwater quality for the region to justify an intrawell approach. Such an assessment is beyond the scope of services provided by Groundwater Stats Consulting. When there is not an obvious explanation for observed concentration differences in downgradient wells relative to reported concentrations in upgradient wells, interwell prediction limits will initially be selected for the statistical method until further evidence shows that concentrations are due to natural variation rather than a result of the facility.

Appendix III Background Update Summaries

October 2019

Historical data were evaluated for updating with newer data through March 2019 through the use of time series graphs to identify potential outliers, when necessary, as well as with the Mann Whitney test for equality of medians. Intrawell prediction limits are used to evaluate pH due to natural spatial variation for this parameter.

Interwell prediction limits, which compare the most recent sample from each downgradient well to statistical limits constructed from pooled upgradient well data, are updated during each sample event. Data from upgradient wells are periodically re-screened for newly developing trends, which may require adjustment of the background period to eliminate the trend, as well as for outliers over the entire record. Interwell prediction limits are used to evaluate boron, calcium, chloride, fluoride, sulfate, and TDS.

Outlier Analysis

Prior to constructing prediction limits, proposed background data through May 2019 were reviewed to identify any newly suspected outliers at all wells for pH, which is evaluated with intrawell prediction limits, and through March 2019 for Appendix IV parameters, which are evaluated using confidence intervals. Background data for upgradient wells were reviewed through time series graphs for boron, calcium, chloride, fluoride, sulfate, and TDS, which are evaluated using interwell prediction limits. No new outliers were identified for pH in any of the wells or for all other Appendix III parameters in upgradient wells. No changes were made to previously flagged data for Appendix IV constituents. As mentioned above, flagged data are displayed in a lighter font and as a disconnected symbol on the time series reports, as well as in a lighter font on the accompanying data pages. A summary of flagged values was submitted with the report.

Mann-Whitney Evaluation

For pH, which required intrawell prediction limits, the Mann-Whitney (Wilcoxon Rank Sum) test was used to compare the medians of historical data through October 2017 to newer compliance samples through March 2019 at each of the wells to evaluate whether the groups are statistically different at the 99% confidence level. When the test concludes that the medians of the two groups are statistically different, background data sets are typically not updated with newer data unless it can be reasonably justified that the newer data are representative of naturally changing groundwater quality rather than a result of practices at the facility. No statistically significant differences were found among any of the wells for pH; therefore, all background data sets were updated. All data sets will be re-evaluated during the next background update.

Trend Tests

The Sen's Slope/Mann Kendall trend test was used to evaluate the entire record of data from upgradient wells for parameters utilizing interwell prediction limits. When statistically significant trends are identified in upgradient wells, the earlier portion of data is deselected prior to construction of interwell statistical limits if the trending data would result in statistical limits that are not conservative from a regulatory perspective. No statistically significant increasing trends were noted in upgradient wells with the exception of fluoride in MW-12; however, the magnitude of the trend was moderate relative to average concentrations, and truncation of the background would not affect the nonparametric prediction limit. Therefore, no adjustment of the record was required.

December 2022

Historical data were evaluated for updating with newer data through April 2022 through the use of time series graphs to identify potential outliers, when necessary, as well as with the Mann Whitney test for equality of medians. Intrawell prediction limits are used to evaluate pH due to natural spatial variation for this parameter.

Interwell prediction limits, which compare the most recent sample from each downgradient well to statistical limits constructed from pooled upgradient well data, are updated during each sample event. Data from upgradient wells are periodically re-screened for newly developing trends, which may require adjustment of the background period to eliminate the trend, as well as for outliers over the entire record. Interwell prediction limits are used to evaluate boron, calcium, chloride, fluoride, sulfate, and TDS.

Outlier Analysis

Prior to constructing prediction limits, proposed background data through April 2022 were reviewed with time series graphs and Tukey's outlier test to identify any newly suspected outliers at all wells for pH, which is evaluated with intrawell prediction limits. Background data through September 2022 were similarly reviewed for upgradient wells for boron, calcium, chloride, fluoride, sulfate, and TDS, which are evaluated using interwell prediction limits.

An outlier was identified for pH in upgradient well MW-12; however, since this value was not substantially higher than other observations for this well and the data is representative of conditions upgradient of the facility, no additional outliers were flagged for pH. Regarding upgradient data, outliers were identified for boron and sulfate. The high values of sulfate at wells MW-12 (18 mg/L and 19 mg/L) and MW-2 (9.2 mg/L and 9.6 mg/L) were not flagged as outliers since these low-level concentrations are only slightly higher than remaining measurements within these wells and represent naturally occurring groundwater quality upgradient of the facility. Additionally, a previously flagged outlier of 7.473 mg/L for sulfate at MW-3 was unflagged as the measurement was similar to concentrations reported in neighboring upgradient wells. The high values for boron were also similar to concentrations among the upgradient wells and, therefore, were not flagged as outliers.

All previously flagged outliers for Appendix III were confirmed. As mentioned above, flagged data are displayed in a lighter font and as a disconnected symbol on the time series reports, as well as in a lighter font on the accompanying data pages. A summary of flagged values was submitted with the report.

Mann-Whitney Evaluation

For pH, which required intrawell prediction limits, the Mann-Whitney (Wilcoxon Rank Sum) test was used to compare the medians of historical data through March 2019 to newer compliance samples through April 2022 at each of the wells to evaluate whether the groups are statistically different at the 99% confidence level. When the test concludes that the medians of the two groups are statistically different, background data sets are typically not updated with newer data unless it can be reasonably justified that the newer data are representative of naturally changing groundwater quality rather than a result of practices at the facility. A statistically significant difference was found for the following well:

- pH: MW-7

Since the compliance data were similar to or within the range of historic concentrations, this record was updated. Therefore, all background data sets were updated. All data sets will be re-evaluated during the next background update.

Trend Tests

The Sen's Slope/Mann Kendall trend test was used to evaluate the entire record of data at the 99% confidence level from upgradient wells for parameters utilizing interwell prediction limits. When statistically significant trends are identified in upgradient wells, the earlier portion of data is deselected prior to construction of interwell statistical limits if the trending data would result in statistical limits that are not conservative from a regulatory perspective. No statistically significant increasing trends were noted in upgradient wells with the exception of calcium and chloride in well MW-3 and fluoride in MW-12; however, the magnitudes of the trends were moderate relative to average concentrations, and truncation of the background would not affect the nonparametric prediction limit. Therefore, no adjustments of the records were required.

Evaluation of Appendix III Parameters – 1st SA 2023

Prediction Limits

All available historical data through April 2022 for pH at each well was used to construct intrawell prediction limits based on a 1-of-2 resample plan. The 1st Semi-Annual 2023 sample from each well was then compared to its respective background limit.

Interwell prediction limits, combined with a 1-of-2 resample plan, were constructed using all available data from upgradient wells through April 2023 for boron, calcium, chloride, fluoride, sulfate, and TDS. Interwell prediction limits pool upgradient well data to establish a background limit for an individual constituent. Background (upgradient) well data for constituents using interwell statistical limits were re-assessed for potential outliers during this analysis. No additional outliers were identified. Values in background which have been flagged as outliers may be seen in a lighter font and as a disconnected symbol on the graphs. As mentioned above, a summary of any flagged outliers follows this report (Figure C).

During this analysis, a high reporting limit of 1.0 mg/L from the September 2022 sample event for fluoride was substituted with the most recent reporting limit of 0.1 mg/L for all wells in order to construct statistical limits that are more conservative (i.e., lower) from a regulatory perspective.

Summaries of both intrawell and interwell prediction limits and exceedances, along with complete results may be found following this letter in the Prediction Limits section (Figures D and E, respectively). Exceedances were identified for the following well/constituent pairs:

Intrawell

- pH: MW-12

Interwell

- Boron: MW-6 and MW-7
- Calcium MW-6 and MW-7
- Chloride MW-6 and MW-7
- Sulfate MW-6 and MW-7
- TDS: MW-6 and MW-7

In the event of an initial exceedance of compliance well data, the 1-of-2 resample plan allows for collection of an additional sample to determine whether the initial exceedance is confirmed. When the resample confirms the initial exceedance, a statistically significant increase (SSI) is identified, and further research would be required to identify the cause of the exceedance (i.e., impact from the site, natural variation, or an off-site source). If the resample falls within the statistical limit, the initial exceedance is considered to be a false positive result; therefore, no further action is necessary.

Trend Tests

The Sen's Slope/Mann Kendall trend test at the 99% confidence level was used to determine whether a statistically significant trend exists over the entire period of record for the prediction limit exceedances noted above (Figure F). Upgradient wells are included in the trend testing to determine whether similar patterns exist upgradient of the facility. Upgradient trends are an indication of natural variability in groundwater unrelated to practices at the site. A summary of the trend tests follows this report and statistically significant trends were identified for the following well/constituent pairs:

Increasing:

- Boron: MW-7
- Calcium: MW-3 (upgradient) and MW-7
- Chloride: MW-3 (upgradient)
- Fluoride: MW-12 (upgradient)

Decreasing:

- Calcium MW-6
- Chloride: MW-6
- Sulfate: MW-6
- TDS: MW-6

Evaluation of Appendix IV Parameters – 1st SA 2023

For Appendix IV parameters, data from upgradient wells are reassessed for outliers during each analysis prior to constructing statistical limits. No additional values were flagged. A complete list of flagged outliers follows this report (Figure C).

During this analysis, as mentioned earlier, a high reporting limit of 1.0 mg/L from the September 2022 sample event for fluoride was substituted with the most recent reporting limit of 0.1 mg/L for all wells. Additionally, due to historic varying reporting limits for chromium and lithium, the most recent reporting limits of 0.0025 mg/L and 0.005 mg/L, respectively, were substituted across all wells.

Interwell Upper Tolerance Limits

Interwell parametric or nonparametric tolerance limits, depending on the distribution of the background data, were used to calculate background limits from pooled upgradient well data through May 2023 for Appendix IV parameters, with a target of 95% confidence and 95% coverage for parametric limits, to determine the background limits (Figure G). The confidence and coverage levels for nonparametric tolerance limits are dependent upon the number of background samples.

Groundwater Protection Standards

These limits were compared to the Maximum Contaminant Levels (MCLs) and CCR rule-specified levels to determine the highest limit for use as the Groundwater Protection Standard (GWPS) in the Confidence Interval comparisons (Figure H).

Confidence Intervals

Confidence intervals were constructed using data through May 2023 at downgradient wells for each well/constituent pair with detections for the Appendix IV constituents and compared to GWPS as discussed above (Figure I). A list of Appendix IV downgradient well/constituent pairs containing 100% non-detects follows this letter.

These intervals were constructed as either parametric or nonparametric confidence intervals depending on the data distribution and percentage of non-detects. When data followed a normal or transformed-normal distribution, parametric confidence intervals were used for Appendix IV parameters. Nonparametric confidence intervals were constructed when data did not follow a normal or transformed-normal distribution or when there were greater than 50% non-detects. The lower confidence limit, which is constructed with 99% confidence for parametric confidence intervals, is compared to the GWPS prepared as described above. The confidence level associated with nonparametric confidence intervals is dependent upon the number samples available.

Only when the entire confidence interval is above a GWPS is the well/constituent pair considered to exceed its respective standard. If there is an exceedance of the GWPS, a statistically significant level (SSL) exceedance is identified. Exceedances were noted for the following well/constituent pairs:

- Combined Radium 226 + 228: MW-6 and MW-7

Thank you for the opportunity to assist you in the statistical analysis of groundwater quality for Plant Smith. If you have any questions or comments, please feel free to contact us.

For Groundwater Stats Consulting,



Tristan Clark
Groundwater Analyst



Andrew Collins
Project Manager

100% Non-Detects

Analysis Run 6/16/2023 2:55 PM View: UTL
Plant Smith Client: FPL Data: Plant Smith CCR

Antimony (mg/L)
MW-6, MW-7

Cadmium (mg/L)
MW-6, MW-7

Cobalt (mg/L)
MW-6

Lead (mg/L)
MW-6, MW-7

Mercury (mg/L)
MW-6, MW-7

Thallium (mg/L)
MW-6, MW-7

Intrawell Prediction Limit - Significant Results

Plant Smith Client: FPL Data: Plant Smith CCR Printed 6/16/2023, 2:34 PM

Constituent	Well	Upper Lim.	Lower Lim.	Date	Observ.	Sig.	Bg N	Bg Mean	Std. Dev.	%NDs	ND Adj.	Transform	Alpha	Method
pH, Field (SU)	**MW-12**	**6.62**	**5.9**	**3/28/2023**	**5.87**	**Yes**	**18**	**n/a**	**n/a**	**0**	**n/a**	**n/a**	**0.01075**	**NP Intra (normality) 1 of 2**

Intrawell Prediction Limit - All Results

Plant Smith Client: FPL Data: Plant Smith CCR Printed 6/16/2023, 2:34 PM

Constituent	Well	Upper Lim.	Lower Lim.	Date	Observ.	Sig.	Bg N	Bg Mean	Std. Dev.	%NDs	ND Adj.	Transform	Alpha	Method
pH, Field (SU)	**MW-12**	**6.62**	**5.9**	**3/28/2023**	**5.87**	**Yes**	**18**	**n/a**	**n/a**	**0**	**n/a**	**n/a**	**0.01075**	**NP Intra (normality) 1 of 2**
pH, Field (SU)	MW-2	7.102	5.233	3/28/2023	6	No	18	6.168	0.5202	0	None	No	0.001878	Param Intra 1 of 2
pH, Field (SU)	MW-3	5.148	4.728	3/28/2023	4.85	No	18	4.938	0.1168	0	None	No	0.001878	Param Intra 1 of 2
pH, Field (SU)	MW-6	5.796	4.719	3/29/2023	5.21	No	18	5.258	0.2998	0	None	No	0.001878	Param Intra 1 of 2
pH, Field (SU)	MW-7	6.544	5.999	3/29/2023	6.35	No	18	6.272	0.1519	0	None	No	0.001878	Param Intra 1 of 2

Interwell Prediction Limit - Significant Results

Plant Smith Client: FPL Data: Plant Smith CCR Printed 6/16/2023, 2:41 PM

Constituent	Well	Upper Lim.	Lower Lim.	Date	Observ.	Sig.	Bg N	Bg Mean	Std. Dev.	%NDs	ND Adj.	Transform	Alpha	Method
Boron, total (mg/L)	**MW-6**	**0.33**	**n/a**	**4/11/2023**	**18**	**Yes**	**66**	**n/a**	**n/a**	**42.42**	**n/a**	**n/a**	**0.0004449**	**NP Inter (normality) 1 of 2**
Boron, total (mg/L)	**MW-7**	**0.33**	**n/a**	**4/11/2023**	**3.4**	**Yes**	**66**	**n/a**	**n/a**	**42.42**	**n/a**	**n/a**	**0.0004449**	**NP Inter (normality) 1 of 2**
Calcium, Dissolved (mg/L)	**MW-6**	**49**	**n/a**	**4/9/2023**	**220**	**Yes**	**65**	**n/a**	**n/a**	**0**	**n/a**	**n/a**	**0.0004586**	**NP Inter (normality) 1 of 2**
Calcium, Dissolved (mg/L)	**MW-7**	**49**	**n/a**	**4/10/2023**	**300**	**Yes**	**65**	**n/a**	**n/a**	**0**	**n/a**	**n/a**	**0.0004586**	**NP Inter (normality) 1 of 2**
Chloride, Total (mg/L)	**MW-6**	**230**	**n/a**	**4/3/2023**	**2800**	**Yes**	**66**	**n/a**	**n/a**	**0**	**n/a**	**n/a**	**0.0004449**	**NP Inter (normality) 1 of 2**
Chloride, Total (mg/L)	**MW-7**	**230**	**n/a**	**4/7/2023**	**2700**	**Yes**	**66**	**n/a**	**n/a**	**0**	**n/a**	**n/a**	**0.0004449**	**NP Inter (normality) 1 of 2**
Sulfate as SO4 (mg/L)	**MW-6**	**19**	**n/a**	**9/2/2022**	**390**	**Yes**	**63**	**n/a**	**n/a**	**53.97**	**n/a**	**n/a**	**0.0004859**	**NP Inter (NDs) 1 of 2**
Sulfate as SO4 (mg/L)	**MW-7**	**19**	**n/a**	**9/2/2022**	**580**	**Yes**	**63**	**n/a**	**n/a**	**53.97**	**n/a**	**n/a**	**0.0004859**	**NP Inter (NDs) 1 of 2**
Total Dissolved Solids [TDS] (mg/L)	**MW-6**	**600**	**n/a**	**3/31/2023**	**2700**	**Yes**	**65**	**n/a**	**n/a**	**0**	**n/a**	**n/a**	**0.0004586**	**NP Inter (normality) 1 of 2**
Total Dissolved Solids [TDS] (mg/L)	**MW-7**	**600**	**n/a**	**3/31/2023**	**6200**	**Yes**	**65**	**n/a**	**n/a**	**0**	**n/a**	**n/a**	**0.0004586**	**NP Inter (normality) 1 of 2**

Interwell Prediction Limit - All Results

Plant Smith Client: FPL Data: Plant Smith CCR Printed 6/16/2023, 2:41 PM

Constituent	Well	Upper Lim.	Lower Lim.	Date	Observ.	Sig.	Bg N	Bg Mean	Std. Dev.	%NDs	ND Adj.	Transform	Alpha	Method
Boron, total (mg/L)	**MW-6**	**0.33**	**n/a**	**4/11/2023**	**18**	**Yes**	**66**	**n/a**	**n/a**	**42.42**	**n/a**	**n/a**	**0.0004449**	**NP Inter (normality) 1 of 2**
Boron, total (mg/L)	**MW-7**	**0.33**	**n/a**	**4/11/2023**	**3.4**	**Yes**	**66**	**n/a**	**n/a**	**42.42**	**n/a**	**n/a**	**0.0004449**	**NP Inter (normality) 1 of 2**
Calcium, Dissolved (mg/L)	**MW-6**	**49**	**n/a**	**4/9/2023**	**220**	**Yes**	**65**	**n/a**	**n/a**	**0**	**n/a**	**n/a**	**0.0004586**	**NP Inter (normality) 1 of 2**
Calcium, Dissolved (mg/L)	**MW-7**	**49**	**n/a**	**4/10/2023**	**300**	**Yes**	**65**	**n/a**	**n/a**	**0**	**n/a**	**n/a**	**0.0004586**	**NP Inter (normality) 1 of 2**
Chloride, Total (mg/L)	**MW-6**	**230**	**n/a**	**4/3/2023**	**2800**	**Yes**	**66**	**n/a**	**n/a**	**0**	**n/a**	**n/a**	**0.0004449**	**NP Inter (normality) 1 of 2**
Chloride, Total (mg/L)	**MW-7**	**230**	**n/a**	**4/7/2023**	**2700**	**Yes**	**66**	**n/a**	**n/a**	**0**	**n/a**	**n/a**	**0.0004449**	**NP Inter (normality) 1 of 2**
Fluoride, total (mg/L)	MW-6	0.28	n/a	4/6/2023	0.1ND	No	66	n/a	n/a	27.27	n/a	n/a	0.0004449	NP Inter (normality) 1 of 2
Fluoride, total (mg/L)	MW-7	0.28	n/a	4/10/2023	0.1ND	No	66	n/a	n/a	27.27	n/a	n/a	0.0004449	NP Inter (normality) 1 of 2
Sulfate as SO4 (mg/L)	**MW-6**	**19**	**n/a**	**9/2/2022**	**390**	**Yes**	**63**	**n/a**	**n/a**	**53.97**	**n/a**	**n/a**	**0.0004859**	**NP Inter (NDs) 1 of 2**
Sulfate as SO4 (mg/L)	**MW-7**	**19**	**n/a**	**9/2/2022**	**580**	**Yes**	**63**	**n/a**	**n/a**	**53.97**	**n/a**	**n/a**	**0.0004859**	**NP Inter (NDs) 1 of 2**
Total Dissolved Solids [TDS] (mg/L)	**MW-6**	**600**	**n/a**	**3/31/2023**	**2700**	**Yes**	**65**	**n/a**	**n/a**	**0**	**n/a**	**n/a**	**0.0004586**	**NP Inter (normality) 1 of 2**
Total Dissolved Solids [TDS] (mg/L)	**MW-7**	**600**	**n/a**	**3/31/2023**	**6200**	**Yes**	**65**	**n/a**	**n/a**	**0**	**n/a**	**n/a**	**0.0004586**	**NP Inter (normality) 1 of 2**

Appendix IIII Trend Test - Prediction Limit Exceedances - Significant Results

Plant Smith Client: FPL Data: Plant Smith CCR Printed 6/16/2023, 2:48 PM

Constituent	Well	Slope	Calc.	Critical	Sig.	N	%NDs	Normality	Xform	Alpha	Method
Boron, total (mg/L)	**MW-7**	**0.1186**	**104**	**92**	**Yes**	**22**	**0**	**n/a**	**n/a**	**0.01**	**NP**
Calcium, Dissolved (mg/L)	**MW-3 (bg)**	**0.1553**	**151**	**92**	**Yes**	**22**	**0**	**n/a**	**n/a**	**0.01**	**NP**
Calcium, Dissolved (mg/L)	**MW-6**	**-26.53**	**-146**	**-92**	**Yes**	**22**	**0**	**n/a**	**n/a**	**0.01**	**NP**
Calcium, Dissolved (mg/L)	**MW-7**	**19.91**	**98**	**92**	**Yes**	**22**	**0**	**n/a**	**n/a**	**0.01**	**NP**
Chloride, Total (mg/L)	**MW-3 (bg)**	**0.8022**	**126**	**92**	**Yes**	**22**	**0**	**n/a**	**n/a**	**0.01**	**NP**
Chloride, Total (mg/L)	**MW-6**	**-185.8**	**-150**	**-92**	**Yes**	**22**	**0**	**n/a**	**n/a**	**0.01**	**NP**
Fluoride, total (mg/L)	**MW-12 (bg)**	**0.008508**	**93**	**92**	**Yes**	**22**	**4.545**	**n/a**	**n/a**	**0.01**	**NP**
Sulfate as SO4 (mg/L)	**MW-6**	**-40.63**	**-116**	**-87**	**Yes**	**21**	**0**	**n/a**	**n/a**	**0.01**	**NP**
Total Dissolved Solids [TDS] (mg/L)	**MW-6**	**-346.8**	**-136**	**-92**	**Yes**	**22**	**0**	**n/a**	**n/a**	**0.01**	**NP**

Appendix IIII Trend Test - Prediction Limit Exceedances - All Results

Plant Smith Client: FPL Data: Plant Smith CCR Printed 6/16/2023, 2:48 PM

Constituent	Well	Slope	Calc.	Critical	Sig.	N	%NDs	Normality	Xform	Alpha	Method
Boron, total (mg/L)	MW-12 (bg)	0.0002045	6	92	No	22	9.091	n/a	n/a	0.01	NP
Boron, total (mg/L)	MW-2 (bg)	-0.001431	-54	-92	No	22	36.36	n/a	n/a	0.01	NP
Boron, total (mg/L)	MW-3 (bg)	0	-40	-92	No	22	81.82	n/a	n/a	0.01	NP
Boron, total (mg/L)	MW-6	-0.1888	-62	-92	No	22	0	n/a	n/a	0.01	NP
Boron, total (mg/L)	**MW-7**	**0.1186**	**104**	**92**	**Yes**	**22**	**0**	**n/a**	**n/a**	**0.01**	**NP**
Calcium, Dissolved (mg/L)	MW-12 (bg)	0	-8	-87	No	21	0	n/a	n/a	0.01	NP
Calcium, Dissolved (mg/L)	MW-2 (bg)	-3.887	-74	-92	No	22	0	n/a	n/a	0.01	NP
Calcium, Dissolved (mg/L)	**MW-3 (bg)**	**0.1553**	**151**	**92**	**Yes**	**22**	**0**	**n/a**	**n/a**	**0.01**	**NP**
Calcium, Dissolved (mg/L)	**MW-6**	**-26.53**	**-146**	**-92**	**Yes**	**22**	**0**	**n/a**	**n/a**	**0.01**	**NP**
Calcium, Dissolved (mg/L)	**MW-7**	**19.91**	**98**	**92**	**Yes**	**22**	**0**	**n/a**	**n/a**	**0.01**	**NP**
Chloride, Total (mg/L)	MW-12 (bg)	-3.032	-42	-92	No	22	0	n/a	n/a	0.01	NP
Chloride, Total (mg/L)	MW-2 (bg)	-0.6093	-66	-92	No	22	0	n/a	n/a	0.01	NP
Chloride, Total (mg/L)	**MW-3 (bg)**	**0.8022**	**126**	**92**	**Yes**	**22**	**0**	**n/a**	**n/a**	**0.01**	**NP**
Chloride, Total (mg/L)	**MW-6**	**-185.8**	**-150**	**-92**	**Yes**	**22**	**0**	**n/a**	**n/a**	**0.01**	**NP**
Chloride, Total (mg/L)	MW-7	168.5	86	92	No	22	0	n/a	n/a	0.01	NP
Fluoride, total (mg/L)	**MW-12 (bg)**	**0.008508**	**93**	**92**	**Yes**	**22**	**4.545**	**n/a**	**n/a**	**0.01**	**NP**
Fluoride, total (mg/L)	MW-2 (bg)	-0.01093	-33	-92	No	22	9.091	n/a	n/a	0.01	NP
Fluoride, total (mg/L)	MW-3 (bg)	0	25	92	No	22	68.18	n/a	n/a	0.01	NP
pH, Field (SU)	MW-12 (bg)	-0.01244	-33	-81	No	20	0	n/a	n/a	0.01	NP
pH, Field (SU)	MW-2 (bg)	-0.1407	-73	-81	No	20	0	n/a	n/a	0.01	NP
pH, Field (SU)	MW-3 (bg)	-0.02124	-64	-81	No	20	0	n/a	n/a	0.01	NP
Sulfate as SO4 (mg/L)	MW-12 (bg)	0	30	87	No	21	57.14	n/a	n/a	0.01	NP
Sulfate as SO4 (mg/L)	MW-2 (bg)	-0.06321	-28	-87	No	21	23.81	n/a	n/a	0.01	NP
Sulfate as SO4 (mg/L)	MW-3 (bg)	0	-17	-87	No	21	80.95	n/a	n/a	0.01	NP
Sulfate as SO4 (mg/L)	**MW-6**	**-40.63**	**-116**	**-87**	**Yes**	**21**	**0**	**n/a**	**n/a**	**0.01**	**NP**
Sulfate as SO4 (mg/L)	MW-7	1.643	7	87	No	21	0	n/a	n/a	0.01	NP
Total Dissolved Solids [TDS] (mg/L)	MW-12 (bg)	8.679	45	87	No	21	0	n/a	n/a	0.01	NP
Total Dissolved Solids [TDS] (mg/L)	MW-2 (bg)	-14.26	-81	-92	No	22	0	n/a	n/a	0.01	NP
Total Dissolved Solids [TDS] (mg/L)	MW-3 (bg)	4.366	64	92	No	22	0	n/a	n/a	0.01	NP
Total Dissolved Solids [TDS] (mg/L)	**MW-6**	**-346.8**	**-136**	**-92**	**Yes**	**22**	**0**	**n/a**	**n/a**	**0.01**	**NP**
Total Dissolved Solids [TDS] (mg/L)	MW-7	354.7	75	92	No	22	0	n/a	n/a	0.01	NP

Upper Tolerance Limit Summary Table

Plant Smith Client: FPL Data: Plant Smith CCR Printed 6/16/2023, 2:53 PM

Constituent	Upper Lim.	Date	Observ.	Sig.	Bg N	%NDs	ND Adj.	Transform	Alpha	Method
Antimony (mg/L)	0.0025	n/a	n/a	n/a	51	100	n/a	n/a	0.0731	NP Inter(NDs)
Arsenic (mg/L)	0.0014	n/a	n/a	n/a	63	95.24	n/a	n/a	0.0395	NP Inter(NDs)
Barium (mg/L)	0.02861	n/a	n/a	n/a	63	4.762	None	sqrt(x)	0.05	Inter
Beryllium (mg/L)	0.0025	n/a	n/a	n/a	60	95	n/a	n/a	0.04607	NP Inter(NDs)
Cadmium (mg/L)	0.0025	n/a	n/a	n/a	50	100	n/a	n/a	0.07694	NP Inter(NDs)
Chromium (mg/L)	0.0074	n/a	n/a	n/a	62	45.16	n/a	n/a	0.04158	NP Inter(normality)
Cobalt (mg/L)	0.0025	n/a	n/a	n/a	56	100	n/a	n/a	0.05656	NP Inter(NDs)
Combined Radium 226 + 228 (pCi/L)	4.64	n/a	n/a	n/a	63	0	n/a	n/a	0.0395	NP Inter(normality)
Fluoride, total (mg/L)	0.28	n/a	n/a	n/a	66	27.27	n/a	n/a	0.03387	NP Inter(normality)
Lead (mg/L)	0.0013	n/a	n/a	n/a	57	96.49	n/a	n/a	0.05373	NP Inter(NDs)
Lithium (mg/L)	0.025	n/a	n/a	n/a	62	19.35	n/a	n/a	0.04158	NP Inter(normality)
Mercury (mg/L)	0.0002	n/a	n/a	n/a	51	98.04	n/a	n/a	0.0731	NP Inter(NDs)
Molybdenum (mg/L)	0.015	n/a	n/a	n/a	63	96.83	n/a	n/a	0.0395	NP Inter(NDs)
Selenium (mg/L)	0.0013	n/a	n/a	n/a	56	92.86	n/a	n/a	0.05656	NP Inter(NDs)
Thallium (mg/L)	0.0005	n/a	n/a	n/a	50	100	n/a	n/a	0.07694	NP Inter(NDs)

PLANT SMITH GWPS				
Constituent Name	**MCL**	**CCR Rule Specified**	**Background**	**GWPS**
Antimony, Total (mg/L)	0.006		0.0025	0.006
Arsenic, Total (mg/L)	0.01		0.0014	0.01
Barium, Total (mg/L)	2		0.029	2
Beryllium, Total (mg/L)	0.004		0.0025	0.004
Cadmium, Total (mg/L)	0.005		0.0025	0.005
Chromium, Total (mg/L)	0.1		0.0074	0.1
Cobalt, Total (mg/L)	n/a	0.006	0.0025	0.006
Combined Radium, Total (pCi/L)	5		4.64	5
Fluoride, Total (mg/L)	4		0.28	4
Lead, Total (mg/L)		0.015	0.0013	0.015
Lithium, Total (mg/L)	n/a	0.04	0.025	0.04
Mercury, Total (mg/L)	0.002		0.0002	0.002
Molybdenum, Total (mg/L)	n/a	0.1	0.015	0.1
Selenium, Total (mg/L)	0.05		0.0013	0.05
Thallium, Total (mg/L)	0.002		0.0005	0.002

**MCL = Maximum Contaminant Level*

**CCR = Coal Combustion Residual*

**GWPS = Groundwater Protection Standard*

Confidence Interval - Significant Results

Plant Smith Client: FPL Data: Plant Smith CCR Printed 6/16/2023, 3:01 PM

Constituent	Well	Upper Lim.	Lower Lim.	Compliance	Sig.	N	%NDs	ND Adj.	Transform	Alpha	Method
Combined Radium 226 + 228 (pCi/L)	**MW-6**	**29.76**	**24.22**	**5**	**Yes**	**21**	**0**	**None**	**sqrt(x)**	**0.01**	**Param.**
Combined Radium 226 + 228 (pCi/L)	**MW-7**	**36.72**	**26.15**	**5**	**Yes**	**21**	**0**	**None**	**No**	**0.01**	**Param.**

Confidence Interval - All Results

Plant Smith Client: FPL Data: Plant Smith CCR Printed 6/16/2023, 3:01 PM

Constituent	Well	Upper Lim.	Lower Lim.	Compliance	Sig.	N	%NDs	ND Adj.	Transform	Alpha	Method
Arsenic (mg/L)	MW-6	0.00166	0.0008471	0.01	No	21	33.33	Kaplan-Meier	sqrt(x)	0.01	Param.
Arsenic (mg/L)	MW-7	0.0022	0.0013	0.01	No	21	28.57	None	No	0.01	NP (normality)
Barium (mg/L)	MW-6	0.07112	0.06069	2	No	21	4.762	None	No	0.01	Param.
Barium (mg/L)	MW-7	0.1121	0.07191	2	No	21	4.762	None	No	0.01	Param.
Beryllium (mg/L)	MW-6	0.00176	0.001043	0.004	No	20	15	None	No	0.01	Param.
Beryllium (mg/L)	MW-7	0.0025	0.00022	0.004	No	20	90	None	No	0.01	NP (NDs)
Chromium (mg/L)	MW-6	0.0025	0.0019	0.1	No	21	85.71	None	No	0.01	NP (NDs)
Chromium (mg/L)	MW-7	0.002577	0.001223	0.1	No	21	38.1	Kaplan-Meier	sqrt(x)	0.01	Param.
Cobalt (mg/L)	MW-7	0.0025	0.00029	0.006	No	19	94.74	None	No	0.01	NP (NDs)
Combined Radium 226 + 228 (pCi/L)	**MW-6**	**29.76**	**24.22**	**5**	**Yes**	**21**	**0**	**None**	**sqrt(x)**	**0.01**	**Param.**
Combined Radium 226 + 228 (pCi/L)	**MW-7**	**36.72**	**26.15**	**5**	**Yes**	**21**	**0**	**None**	**No**	**0.01**	**Param.**
Fluoride, total (mg/L)	MW-6	0.1	0.04	4	No	22	40.91	None	No	0.01	NP (normality)
Fluoride, total (mg/L)	MW-7	0.1	0.047	4	No	22	81.82	None	No	0.01	NP (NDs)
Lithium (mg/L)	MW-6	0.01872	0.01073	0.04	No	21	9.524	None	No	0.01	Param.
Lithium (mg/L)	MW-7	0.005	0.0023	0.04	No	21	71.43	None	No	0.01	NP (normality)
Molybdenum (mg/L)	MW-6	0.015	0.0011	0.1	No	21	95.24	None	No	0.01	NP (NDs)
Molybdenum (mg/L)	MW-7	0.008111	0.004714	0.1	No	21	28.57	Kaplan-Meier	sqrt(x)	0.01	Param.
Selenium (mg/L)	MW-6	0.0013	0.0012	0.05	No	19	78.95	None	No	0.01	NP (NDs)
Selenium (mg/L)	MW-7	0.0013	0.00062	0.05	No	19	78.95	None	No	0.01	NP (NDs)

FIGURE A.

Sanitas™ v.9.6.37a Sanitas software utilized by Groundwater Stats Consulting. UG
Hollow symbols indicate censored values.

Time Series

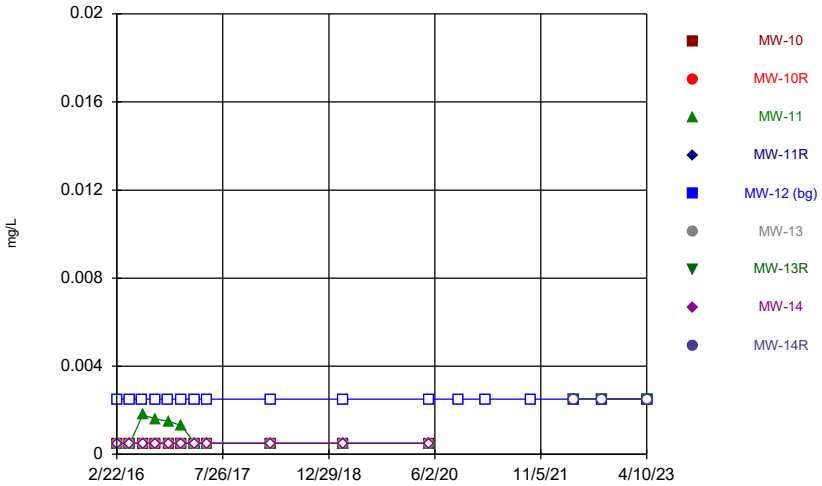

Constituent: Antimony Analysis Run 6/16/2023 2:27 PM View: Time Series & Box Plot
Plant Smith Client: FPL Data: Plant Smith CCR

Sanitas™ v.9.6.37a Sanitas software utilized by Groundwater Stats Consulting. UG
Hollow symbols indicate censored values.

Time Series

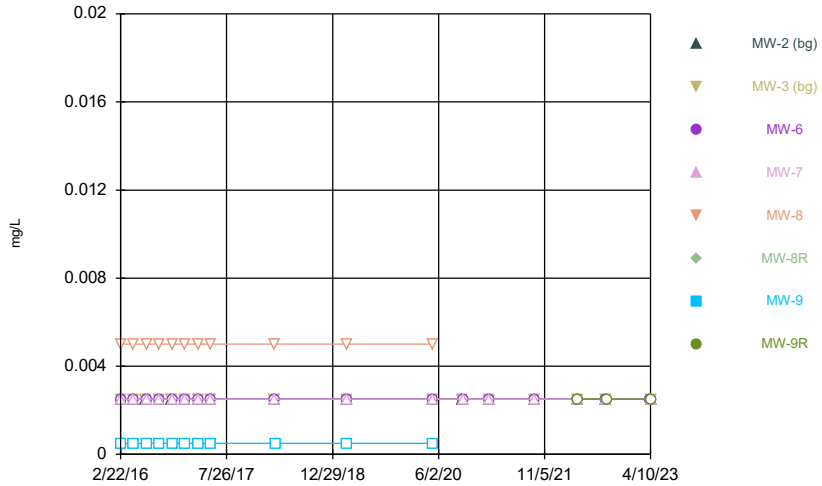

Constituent: Antimony Analysis Run 6/16/2023 2:27 PM View: Time Series & Box Plot
Plant Smith Client: FPL Data: Plant Smith CCR

Sanitas™ v.9.6.37a Sanitas software utilized by Groundwater Stats Consulting. UG
Hollow symbols indicate censored values.

Time Series

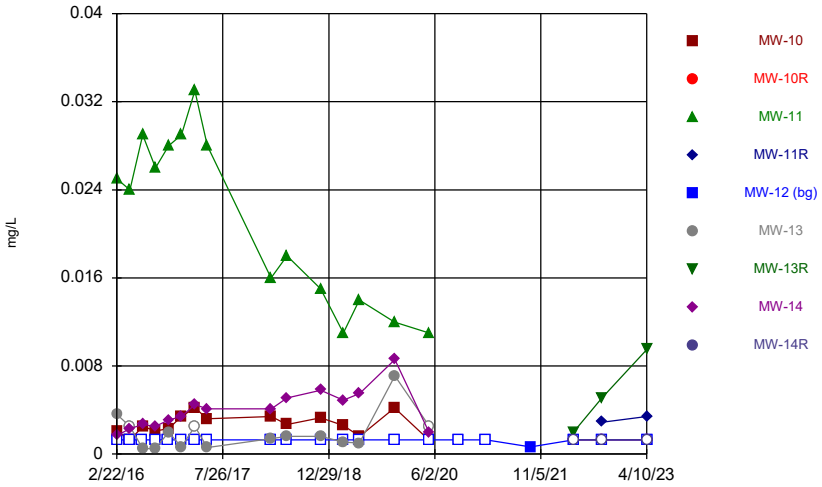

Constituent: Arsenic Analysis Run 6/16/2023 2:28 PM View: Time Series & Box Plot
Plant Smith Client: FPL Data: Plant Smith CCR

Sanitas™ v.9.6.37a Sanitas software utilized by Groundwater Stats Consulting. UG
Hollow symbols indicate censored values.

Time Series

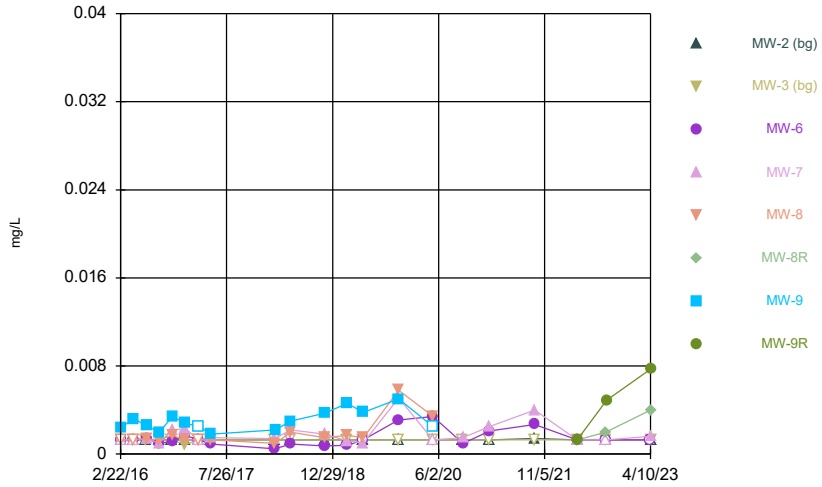

Constituent: Arsenic Analysis Run 6/16/2023 2:28 PM View: Time Series & Box Plot
Plant Smith Client: FPL Data: Plant Smith CCR

Sanitas™ v.9.6.37a Sanitas software utilized by Groundwater Stats Consulting. UG
Hollow symbols indicate censored values.

Time Series

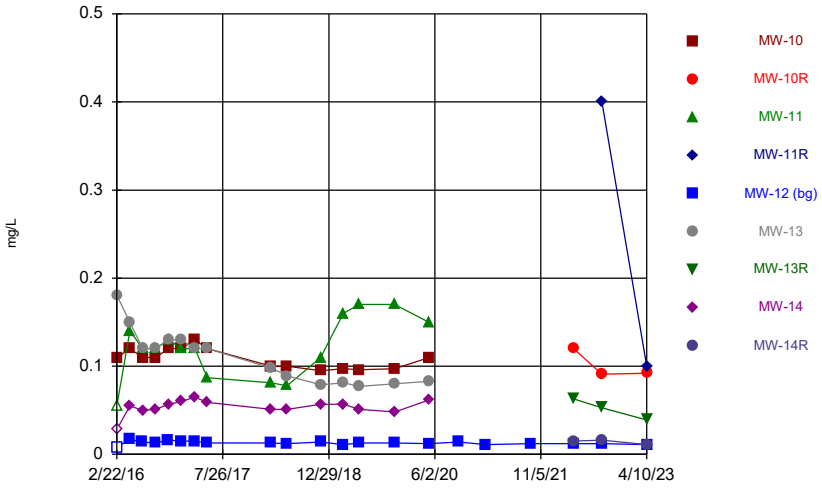

Constituent: Barium Analysis Run 6/16/2023 2:28 PM View: Time Series & Box Plot
Plant Smith Client: FPL Data: Plant Smith CCR

Sanitas™ v.9.6.37a Sanitas software utilized by Groundwater Stats Consulting. UG
Hollow symbols indicate censored values.

Time Series

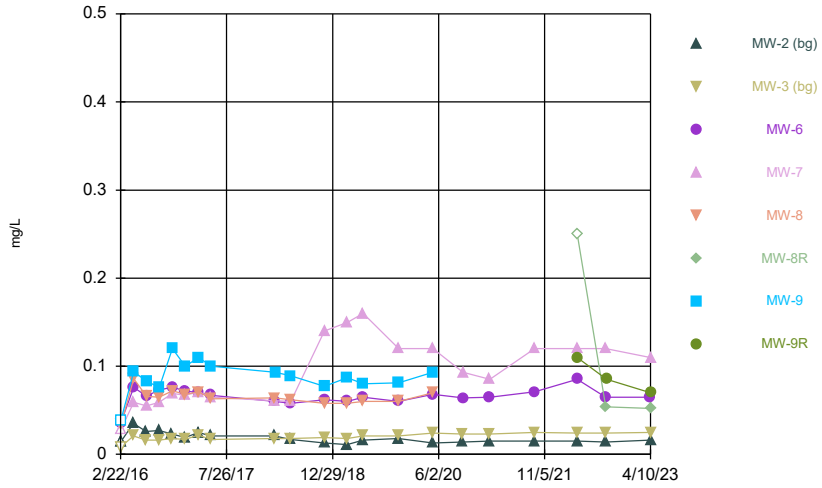

Constituent: Barium Analysis Run 6/16/2023 2:28 PM View: Time Series & Box Plot
Plant Smith Client: FPL Data: Plant Smith CCR

Sanitas™ v.9.6.37a Sanitas software utilized by Groundwater Stats Consulting. UG
Hollow symbols indicate censored values.

Time Series

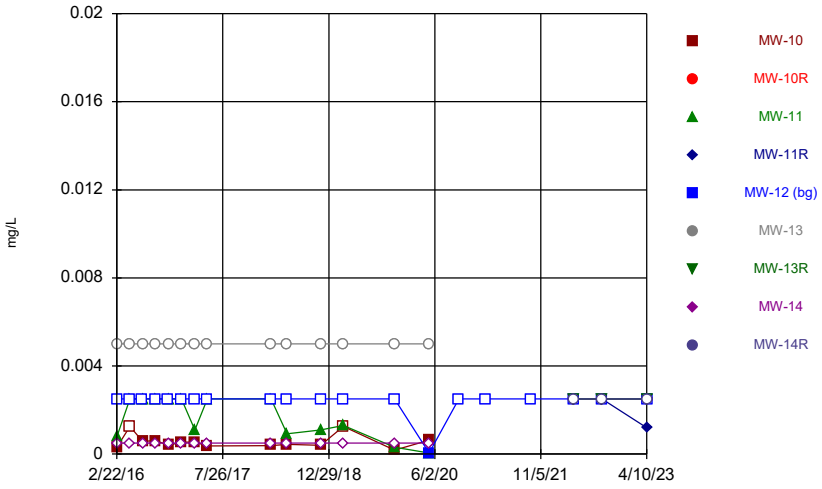

Constituent: Beryllium Analysis Run 6/16/2023 2:28 PM View: Time Series & Box Plot
Plant Smith Client: FPL Data: Plant Smith CCR

Sanitas™ v.9.6.37a Sanitas software utilized by Groundwater Stats Consulting. UG
Hollow symbols indicate censored values.

Time Series

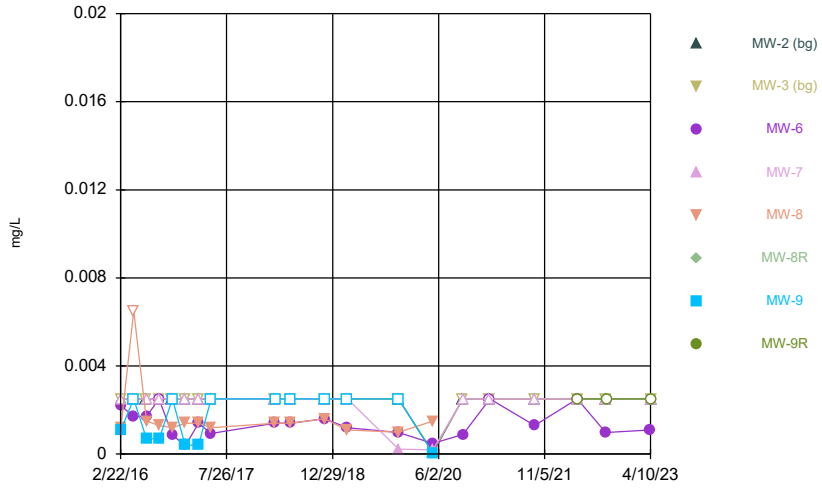

Constituent: Beryllium Analysis Run 6/16/2023 2:28 PM View: Time Series & Box Plot
Plant Smith Client: FPL Data: Plant Smith CCR

Sanitas™ v.9.6.37a Sanitas software utilized by Groundwater Stats Consulting. UG
Hollow symbols indicate censored values.

Time Series

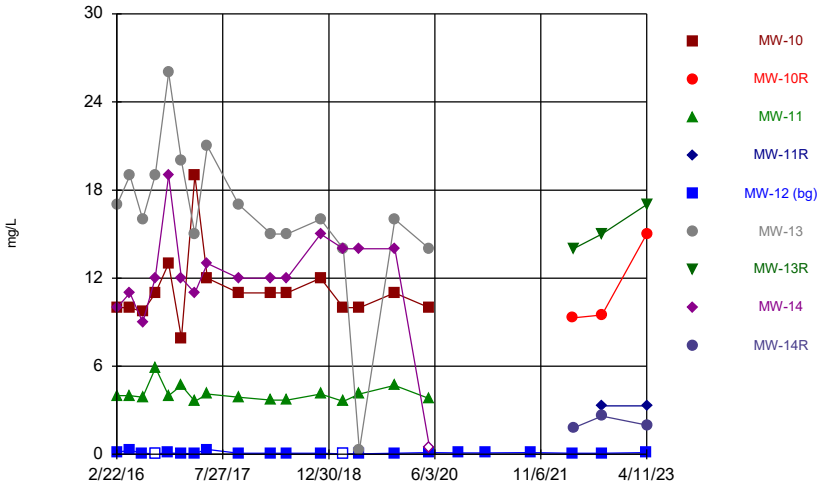

Constituent: Boron, total Analysis Run 6/16/2023 2:28 PM View: Time Series & Box Plot
Plant Smith Client: FPL Data: Plant Smith CCR

Sanitas™ v.9.6.37a Sanitas software utilized by Groundwater Stats Consulting. UG
Hollow symbols indicate censored values.

Time Series

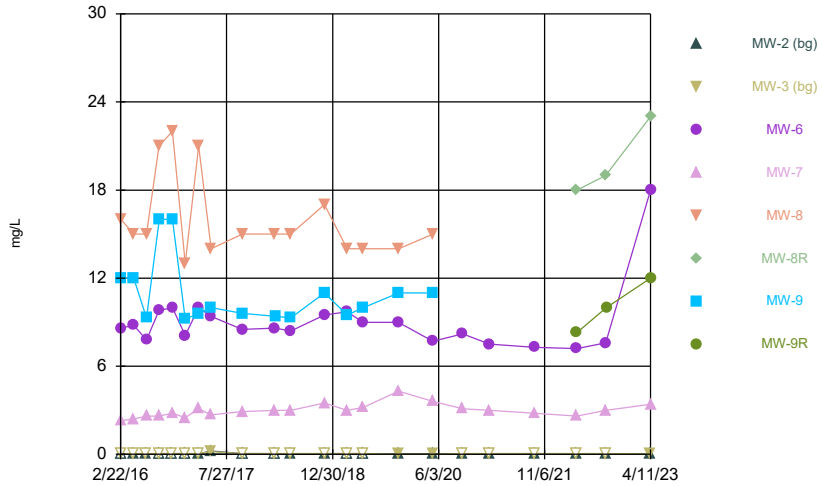

Constituent: Boron, total Analysis Run 6/16/2023 2:28 PM View: Time Series & Box Plot
Plant Smith Client: FPL Data: Plant Smith CCR

Sanitas™ v.9.6.37a Sanitas software utilized by Groundwater Stats Consulting. UG
Hollow symbols indicate censored values.

Time Series

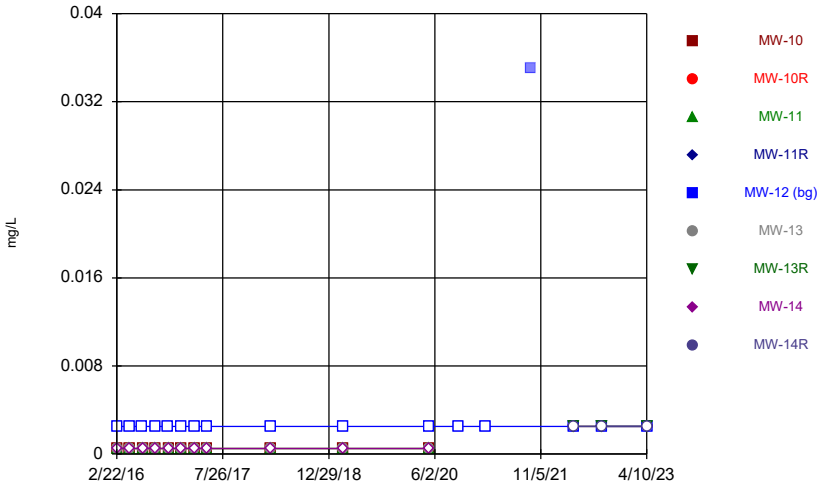

Constituent: Cadmium Analysis Run 6/16/2023 2:28 PM View: Time Series & Box Plot
Plant Smith Client: FPL Data: Plant Smith CCR

Sanitas™ v.9.6.37a Sanitas software utilized by Groundwater Stats Consulting. UG
Hollow symbols indicate censored values.

Time Series

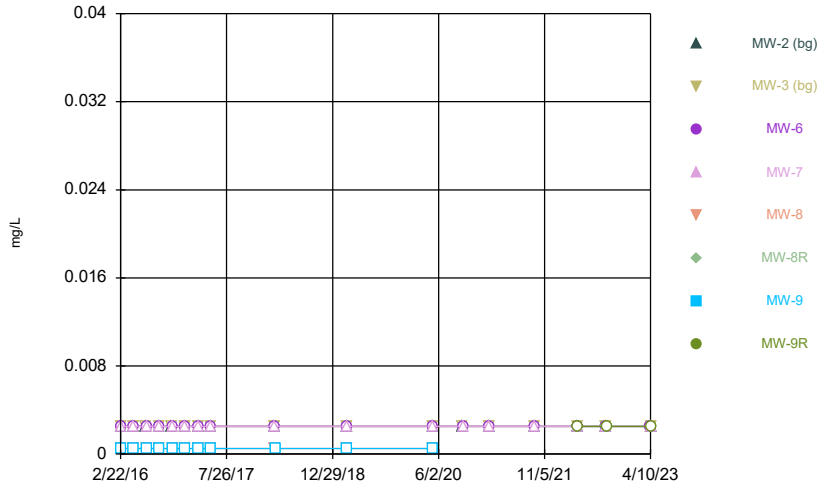

Constituent: Cadmium Analysis Run 6/16/2023 2:28 PM View: Time Series & Box Plot
Plant Smith Client: FPL Data: Plant Smith CCR

Sanitas™ v.9.6.37a Sanitas software utilized by Groundwater Stats Consulting. UG

Time Series

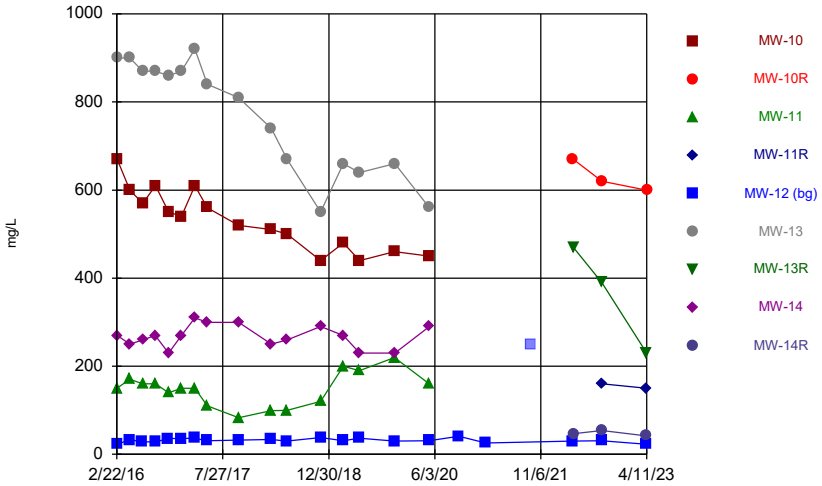

Constituent: Calcium, Dissolved Analysis Run 6/16/2023 2:28 PM View: Time Series & Box Plot
Plant Smith Client: FPL Data: Plant Smith CCR

Sanitas™ v.9.6.37a Sanitas software utilized by Groundwater Stats Consulting. UG

Time Series

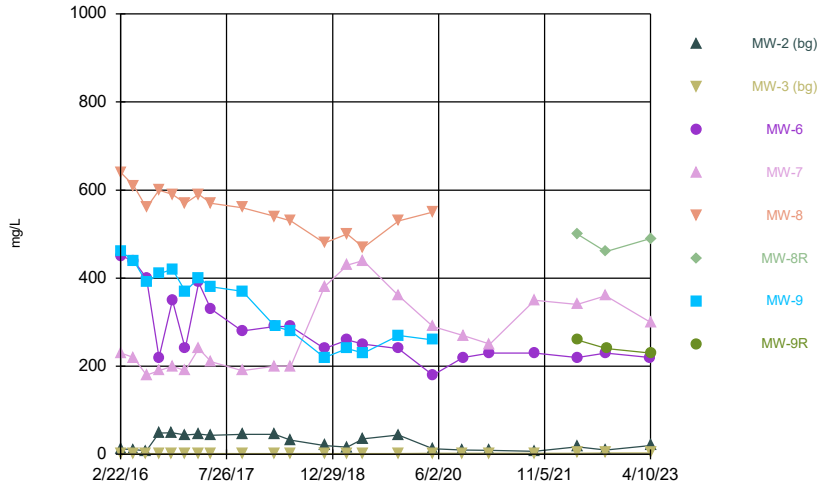

Constituent: Calcium, Dissolved Analysis Run 6/16/2023 2:28 PM View: Time Series & Box Plot
Plant Smith Client: FPL Data: Plant Smith CCR

Sanitas™ v.9.6.37a Sanitas software utilized by Groundwater Stats Consulting. UG

Time Series

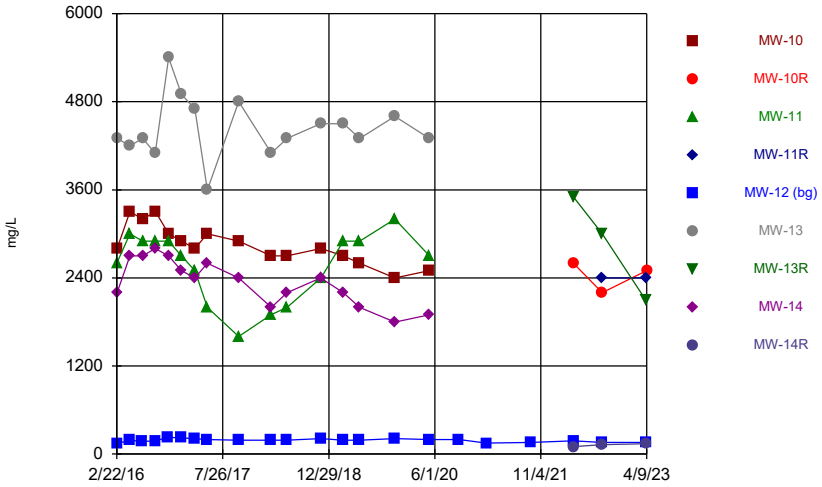

Constituent: Chloride, Total Analysis Run 6/16/2023 2:28 PM View: Time Series & Box Plot
Plant Smith Client: FPL Data: Plant Smith CCR

Sanitas™ v.9.6.37a Sanitas software utilized by Groundwater Stats Consulting. UG

Time Series

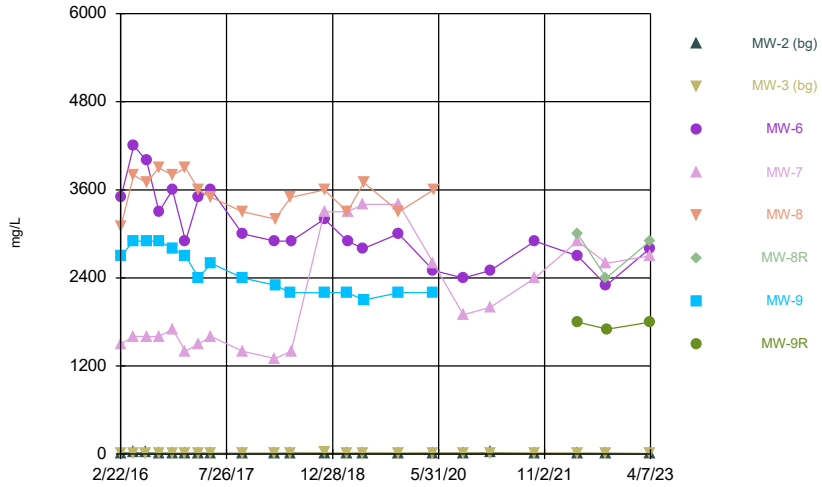

Constituent: Chloride, Total Analysis Run 6/16/2023 2:28 PM View: Time Series & Box Plot
Plant Smith Client: FPL Data: Plant Smith CCR

Sanitas™ v.9.6.37a Sanitas software utilized by Groundwater Stats Consulting. UG
Hollow symbols indicate censored values.

Time Series

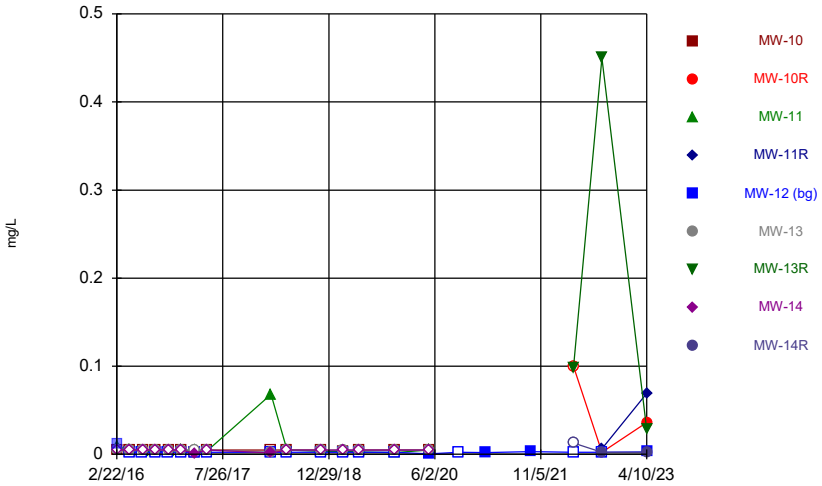

Constituent: Chromium Analysis Run 6/16/2023 2:28 PM View: Time Series & Box Plot
Plant Smith Client: FPL Data: Plant Smith CCR

Sanitas™ v.9.6.37a Sanitas software utilized by Groundwater Stats Consulting. UG
Hollow symbols indicate censored values.

Time Series

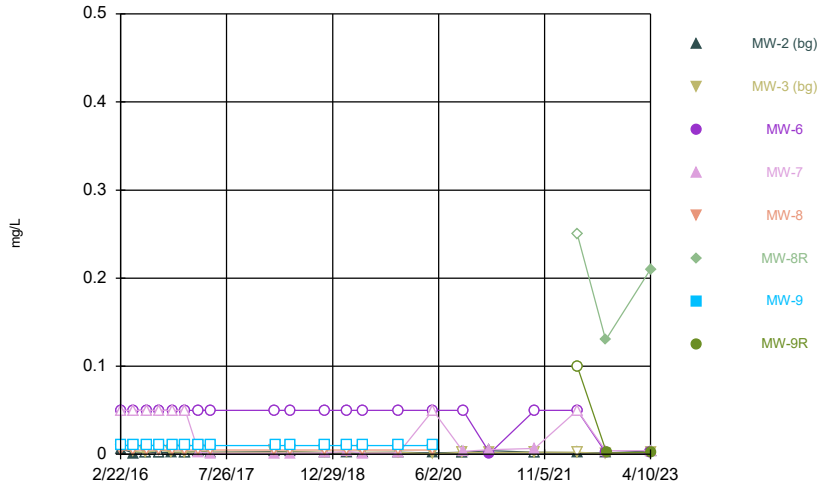

Constituent: Chromium Analysis Run 6/16/2023 2:28 PM View: Time Series & Box Plot
Plant Smith Client: FPL Data: Plant Smith CCR

Sanitas™ v.9.6.37a Sanitas software utilized by Groundwater Stats Consulting. UG
Hollow symbols indicate censored values.

Time Series

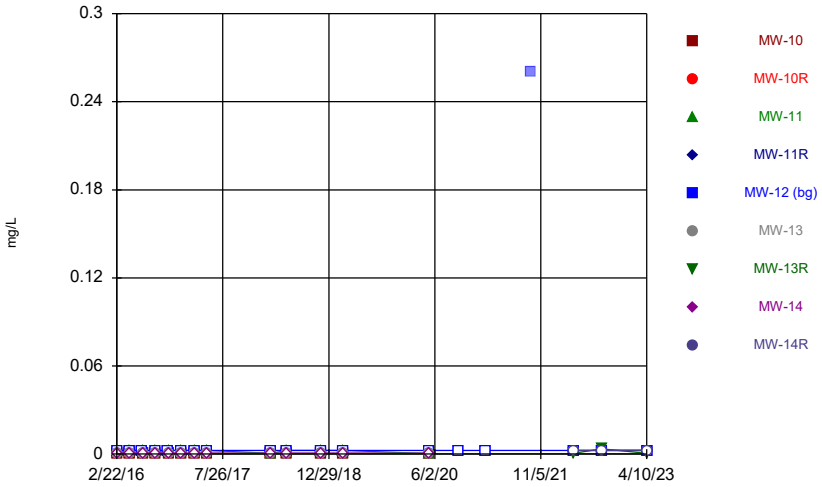

Constituent: Cobalt Analysis Run 6/16/2023 2:28 PM View: Time Series & Box Plot
Plant Smith Client: FPL Data: Plant Smith CCR

Sanitas™ v.9.6.37a Sanitas software utilized by Groundwater Stats Consulting. UG
Hollow symbols indicate censored values.

Time Series

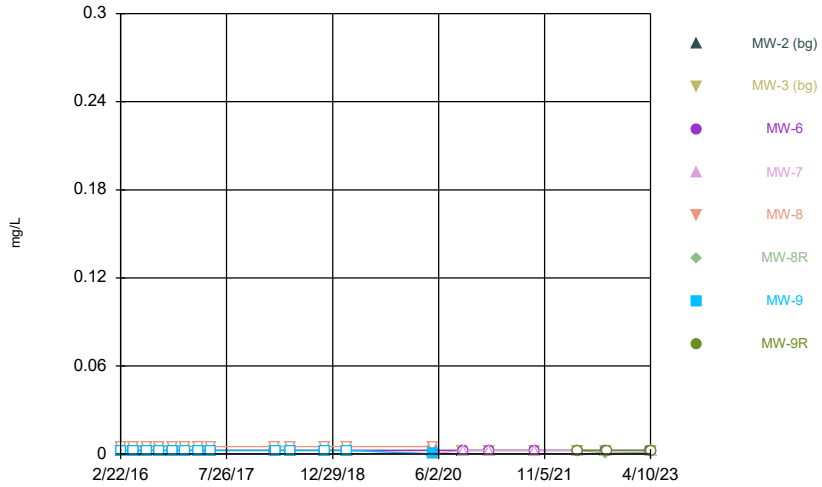

Constituent: Cobalt Analysis Run 6/16/2023 2:28 PM View: Time Series & Box Plot
Plant Smith Client: FPL Data: Plant Smith CCR

Sanitas™ v.9.6.37a Sanitas software utilized by Groundwater Stats Consulting. UG

Time Series

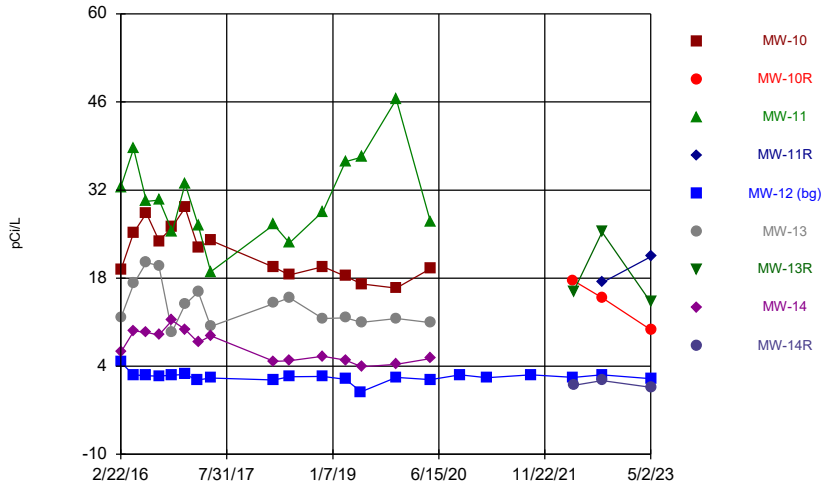

Constituent: Combined Radium 226 + 228 Analysis Run 6/16/2023 2:28 PM View: Time Series & Box Plot
Plant Smith Client: FPL Data: Plant Smith CCR

Sanitas™ v.9.6.37a Sanitas software utilized by Groundwater Stats Consulting. UG

Time Series

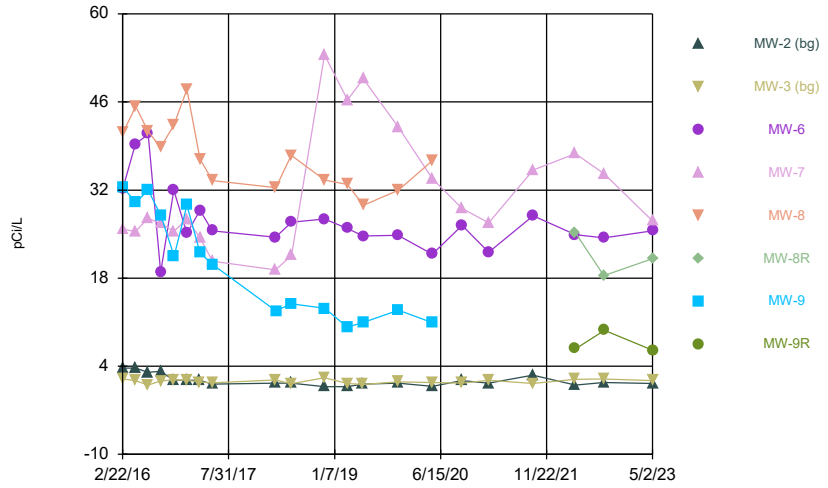

Constituent: Combined Radium 226 + 228 Analysis Run 6/16/2023 2:28 PM View: Time Series & Box Plot
Plant Smith Client: FPL Data: Plant Smith CCR

Sanitas™ v.9.6.37a Sanitas software utilized by Groundwater Stats Consulting. UG
Hollow symbols indicate censored values.

Time Series

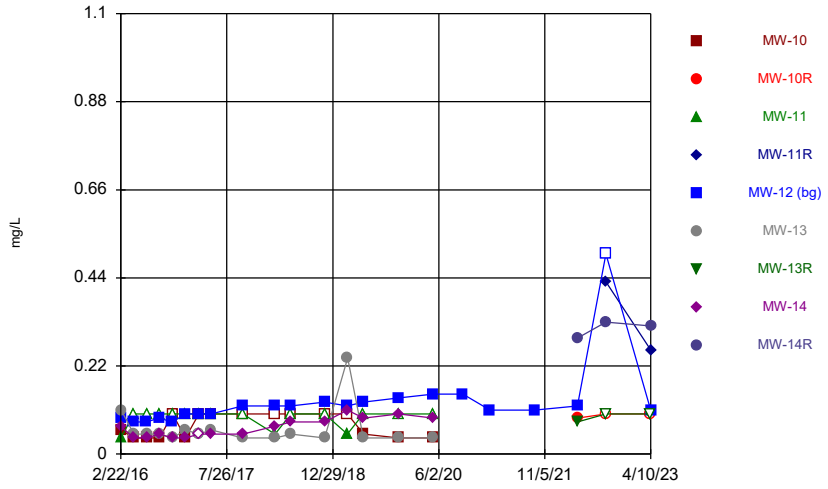

Constituent: Fluoride, total Analysis Run 6/16/2023 2:28 PM View: Time Series & Box Plot
Plant Smith Client: FPL Data: Plant Smith CCR

Sanitas™ v.9.6.37a Sanitas software utilized by Groundwater Stats Consulting. UG
Hollow symbols indicate censored values.

Time Series

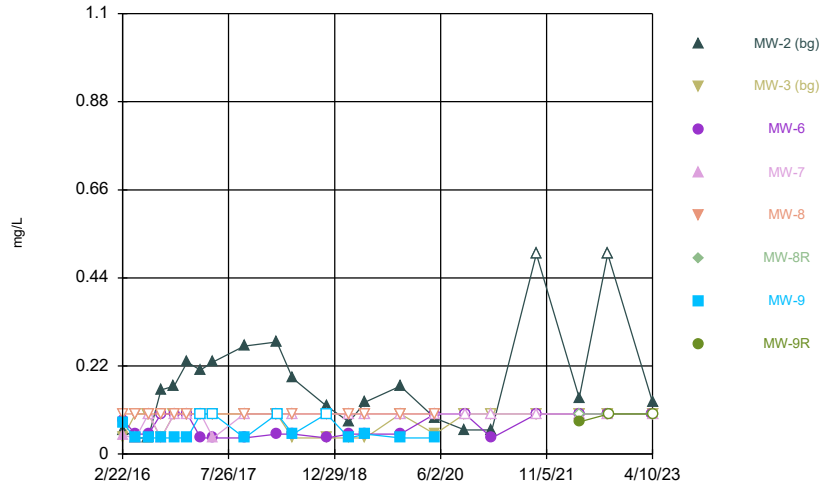

Constituent: Fluoride, total Analysis Run 6/16/2023 2:28 PM View: Time Series & Box Plot
Plant Smith Client: FPL Data: Plant Smith CCR

Sanitas™ v.9.6.37a Sanitas software utilized by Groundwater Stats Consulting. UG
Hollow symbols indicate censored values.

Time Series

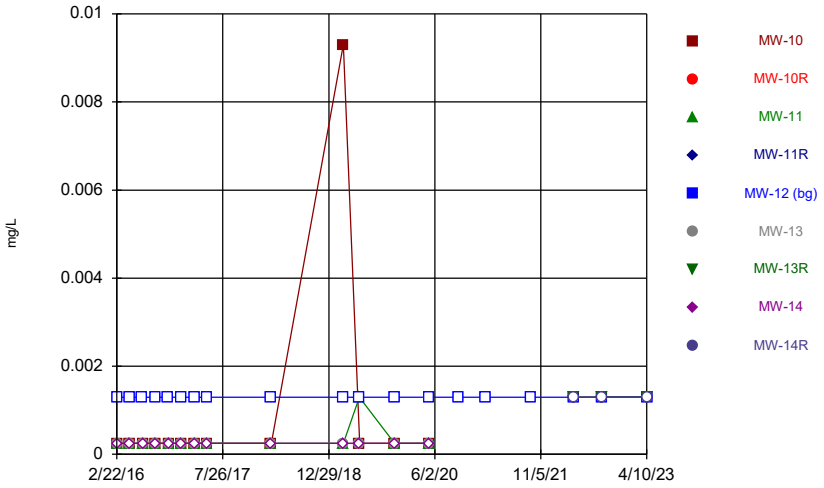

Constituent: Lead Analysis Run 6/16/2023 2:28 PM View: Time Series & Box Plot
Plant Smith Client: FPL Data: Plant Smith CCR

Sanitas™ v.9.6.37a Sanitas software utilized by Groundwater Stats Consulting. UG
Hollow symbols indicate censored values.

Time Series

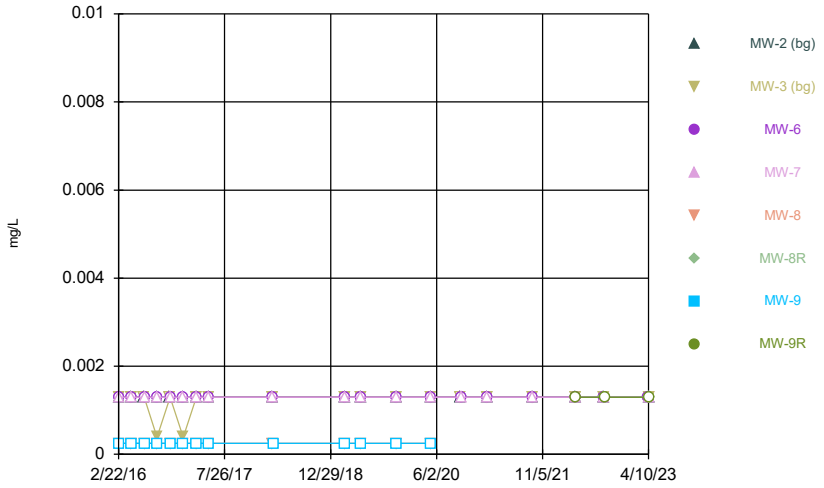

Constituent: Lead Analysis Run 6/16/2023 2:28 PM View: Time Series & Box Plot
Plant Smith Client: FPL Data: Plant Smith CCR

Sanitas™ v.9.6.37a Sanitas software utilized by Groundwater Stats Consulting. UG
Hollow symbols indicate censored values.

Time Series

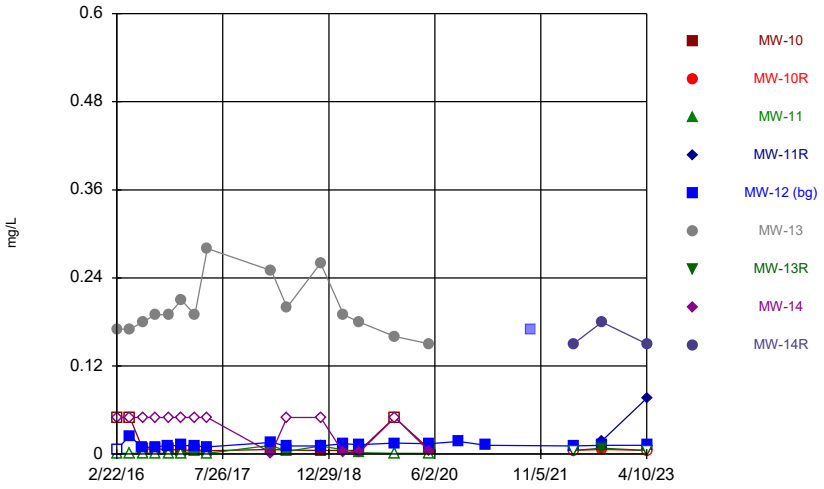

Constituent: Lithium Analysis Run 6/16/2023 2:28 PM View: Time Series & Box Plot
Plant Smith Client: FPL Data: Plant Smith CCR

Sanitas™ v.9.6.37a Sanitas software utilized by Groundwater Stats Consulting. UG
Hollow symbols indicate censored values.

Time Series

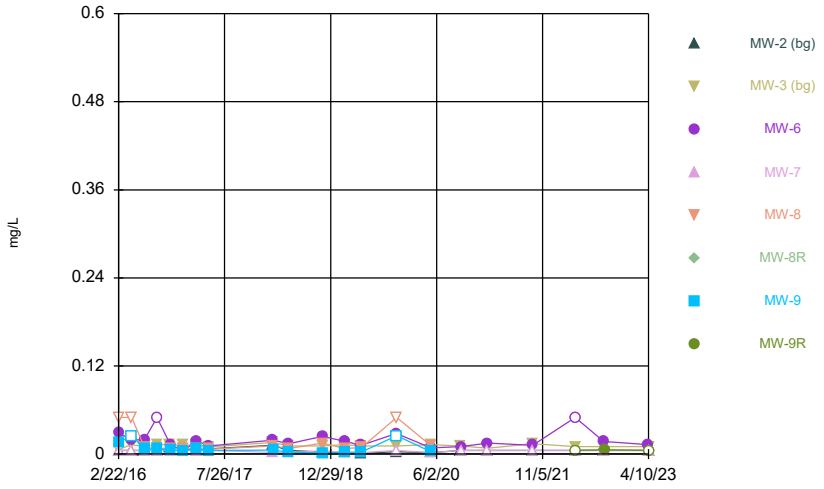

Constituent: Lithium Analysis Run 6/16/2023 2:28 PM View: Time Series & Box Plot
Plant Smith Client: FPL Data: Plant Smith CCR

Sanitas™ v.9.6.37a Sanitas software utilized by Groundwater Stats Consulting. UG
Hollow symbols indicate censored values.

Time Series

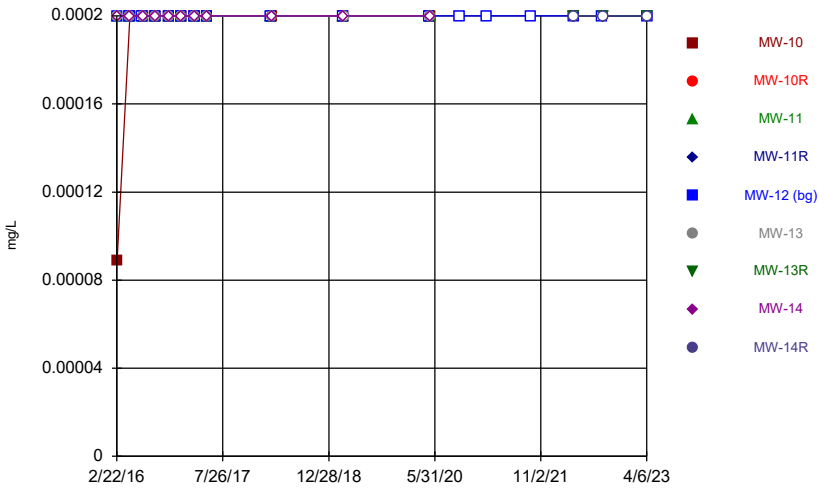

Constituent: Mercury Analysis Run 6/16/2023 2:28 PM View: Time Series & Box Plot
Plant Smith Client: FPL Data: Plant Smith CCR

Sanitas™ v.9.6.37a Sanitas software utilized by Groundwater Stats Consulting. UG
Hollow symbols indicate censored values.

Time Series

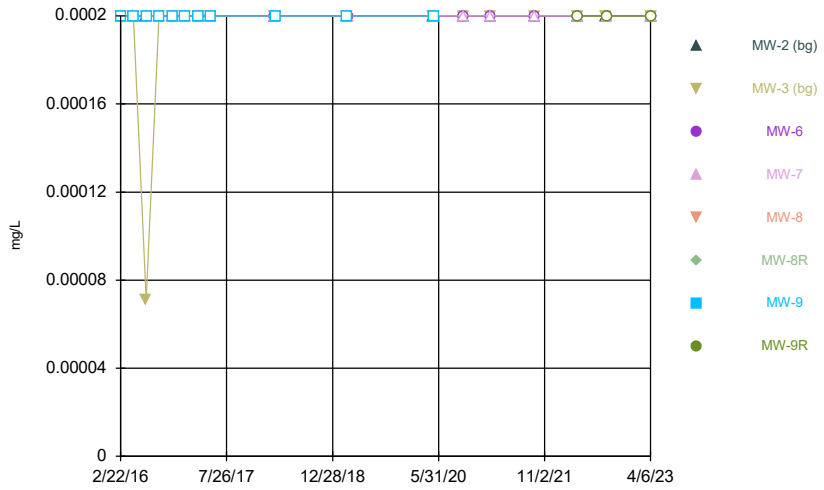

Constituent: Mercury Analysis Run 6/16/2023 2:28 PM View: Time Series & Box Plot
Plant Smith Client: FPL Data: Plant Smith CCR

Sanitas™ v.9.6.37a Sanitas software utilized by Groundwater Stats Consulting. UG
Hollow symbols indicate censored values.

Time Series

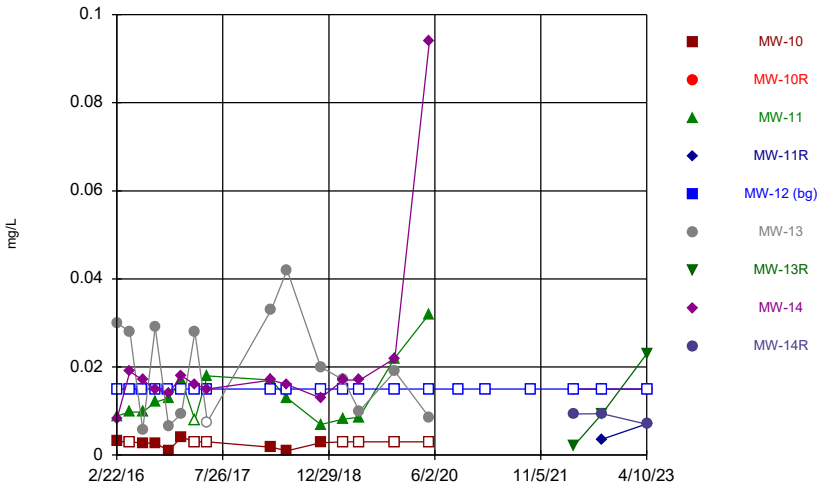

Constituent: Molybdenum Analysis Run 6/16/2023 2:28 PM View: Time Series & Box Plot
Plant Smith Client: FPL Data: Plant Smith CCR

Sanitas™ v.9.6.37a Sanitas software utilized by Groundwater Stats Consulting. UG
Hollow symbols indicate censored values.

Time Series

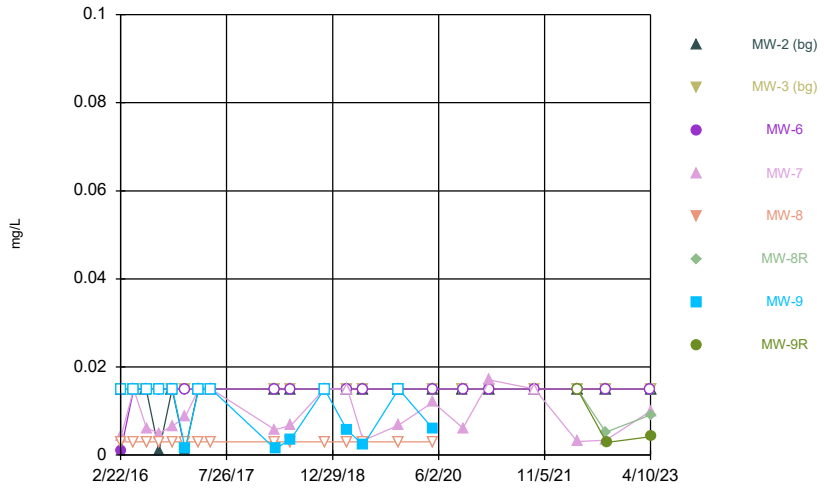

Constituent: Molybdenum Analysis Run 6/16/2023 2:28 PM View: Time Series & Box Plot
Plant Smith Client: FPL Data: Plant Smith CCR

Sanitas™ v.9.6.37a Sanitas software utilized by Groundwater Stats Consulting. UG

Time Series

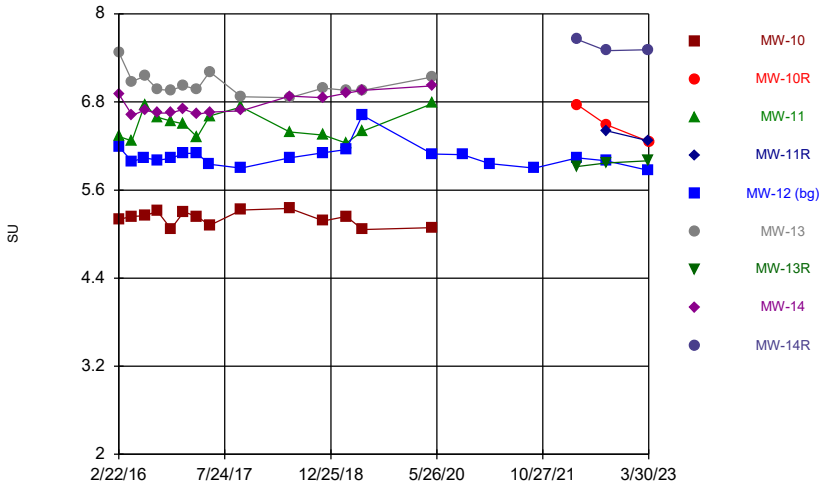

Constituent: pH, Field Analysis Run 6/16/2023 2:28 PM View: Time Series & Box Plot
Plant Smith Client: FPL Data: Plant Smith CCR

Sanitas™ v.9.6.37a Sanitas software utilized by Groundwater Stats Consulting. UG

Time Series

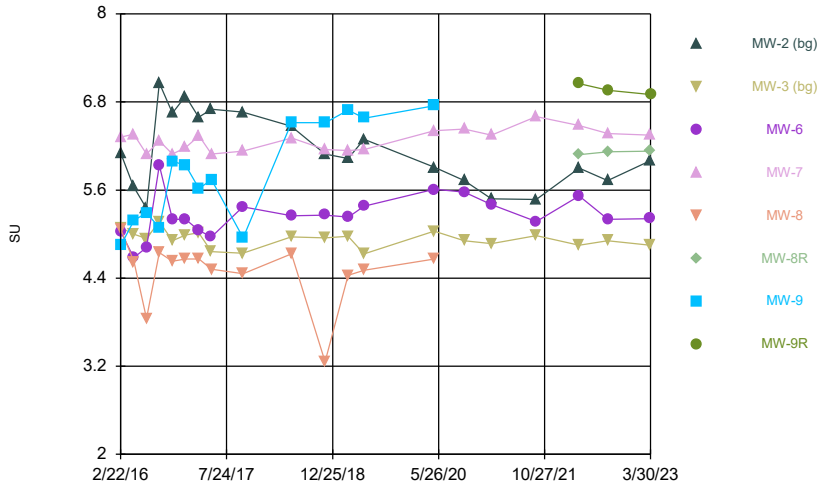

Constituent: pH, Field Analysis Run 6/16/2023 2:28 PM View: Time Series & Box Plot
Plant Smith Client: FPL Data: Plant Smith CCR

Sanitas™ v.9.6.37a Sanitas software utilized by Groundwater Stats Consulting. UG
Hollow symbols indicate censored values.

Time Series

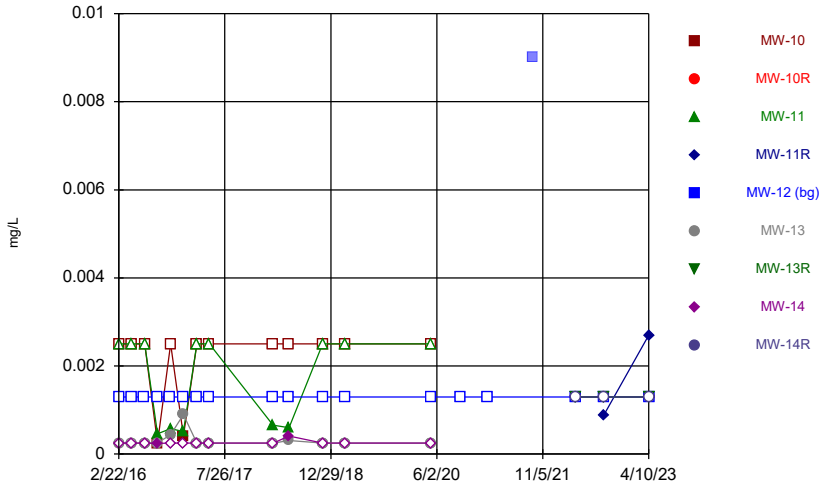

Constituent: Selenium Analysis Run 6/16/2023 2:28 PM View: Time Series & Box Plot
Plant Smith Client: FPL Data: Plant Smith CCR

Sanitas™ v.9.6.37a Sanitas software utilized by Groundwater Stats Consulting. UG
Hollow symbols indicate censored values.

Time Series

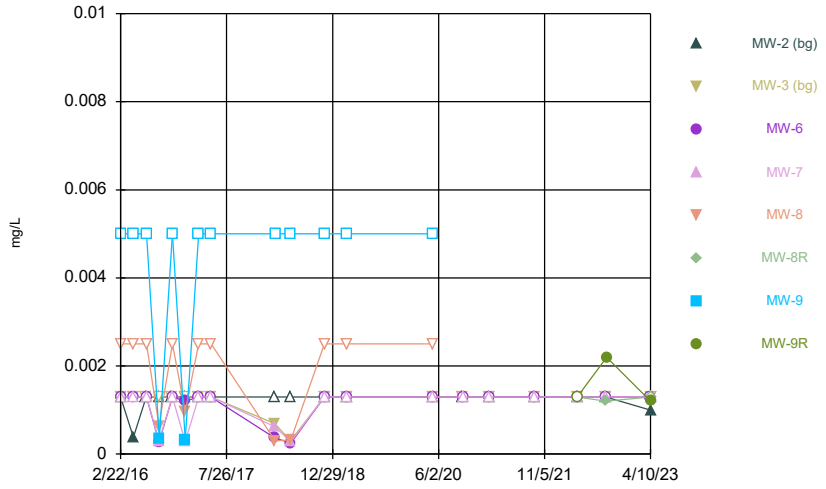

Constituent: Selenium Analysis Run 6/16/2023 2:28 PM View: Time Series & Box Plot
Plant Smith Client: FPL Data: Plant Smith CCR

Sanitas™ v.9.6.37a Sanitas software utilized by Groundwater Stats Consulting. UG
Hollow symbols indicate censored values.

Time Series

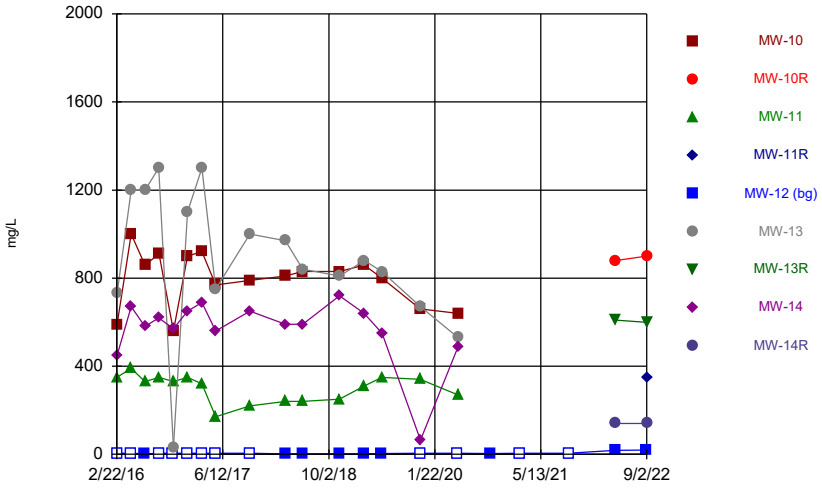

Constituent: Sulfate as SO4 Analysis Run 6/16/2023 2:28 PM View: Time Series & Box Plot
Plant Smith Client: FPL Data: Plant Smith CCR

Sanitas™ v.9.6.37a Sanitas software utilized by Groundwater Stats Consulting. UG
Hollow symbols indicate censored values.

Time Series

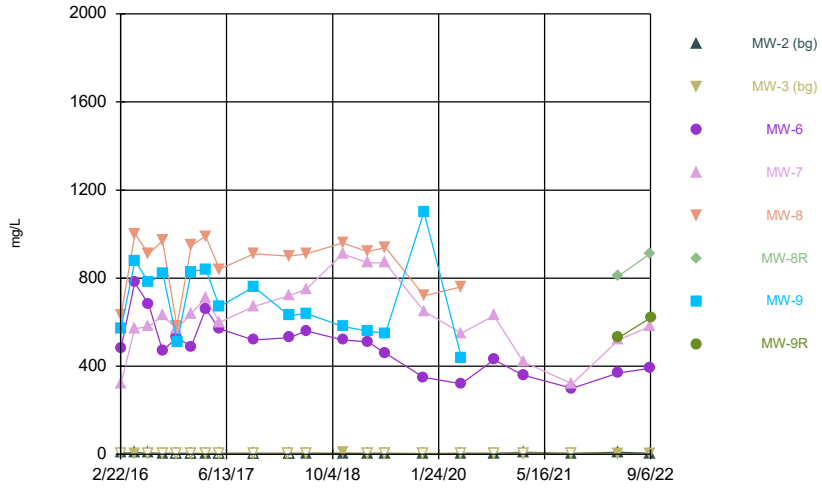

Constituent: Sulfate as SO4 Analysis Run 6/16/2023 2:28 PM View: Time Series & Box Plot
Plant Smith Client: FPL Data: Plant Smith CCR

Sanitas™ v.9.6.37a Sanitas software utilized by Groundwater Stats Consulting. UG
Hollow symbols indicate censored values.

Time Series

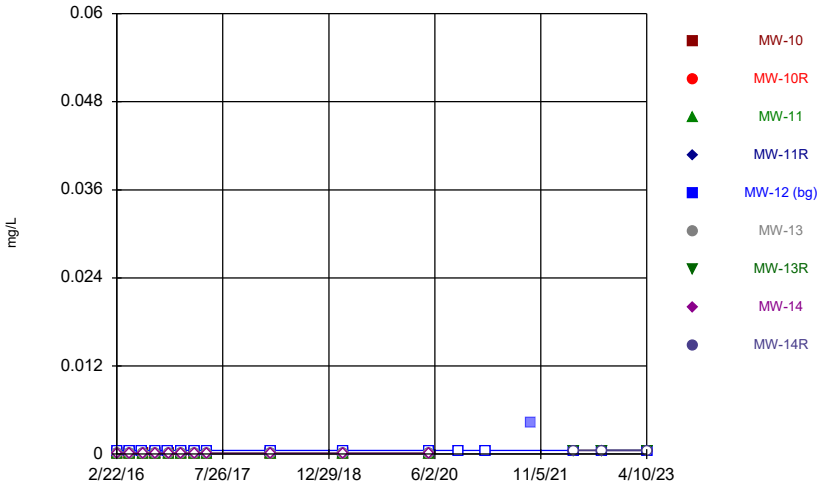

Constituent: Thallium Analysis Run 6/16/2023 2:28 PM View: Time Series & Box Plot
Plant Smith Client: FPL Data: Plant Smith CCR

Sanitas™ v.9.6.37a Sanitas software utilized by Groundwater Stats Consulting. UG
Hollow symbols indicate censored values.

Time Series

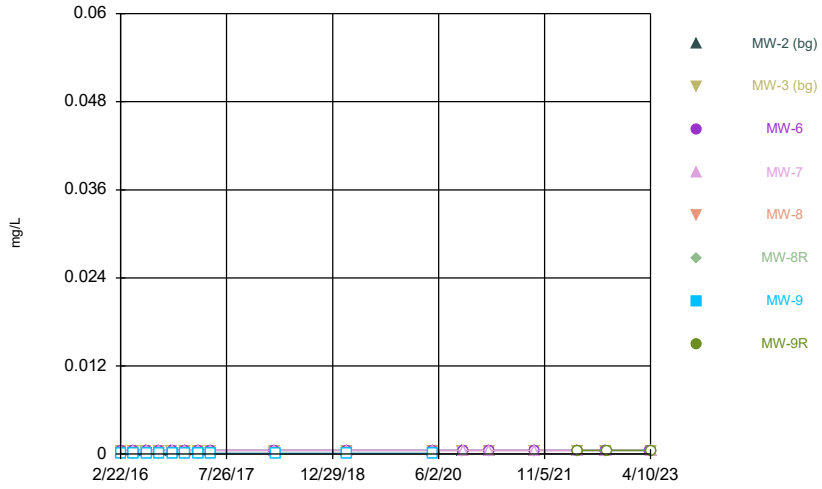

Constituent: Thallium Analysis Run 6/16/2023 2:28 PM View: Time Series & Box Plot
Plant Smith Client: FPL Data: Plant Smith CCR

Time Series

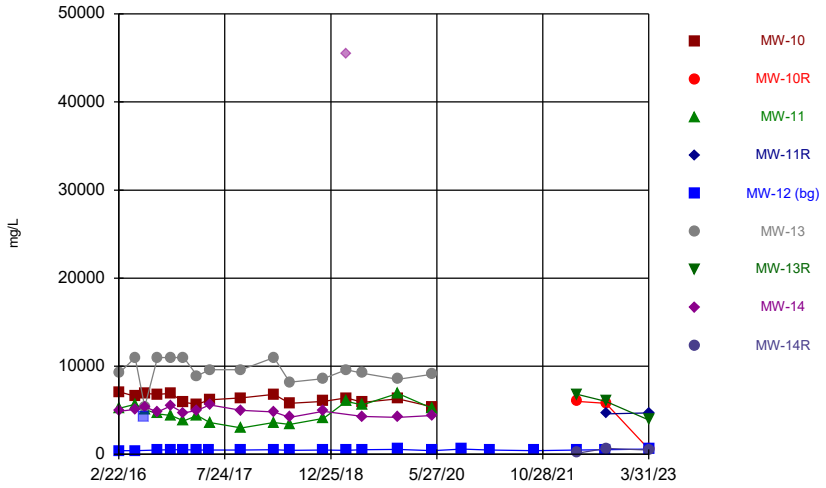

Constituent: Total Dissolved Solids [TDS] Analysis Run 6/16/2023 2:28 PM View: Time Series & Box Plot
Plant Smith Client: FPL Data: Plant Smith CCR

Sanitas™ v.9.6.37a Sanitas software utilized by Groundwater Stats Consulting. UG

Time Series

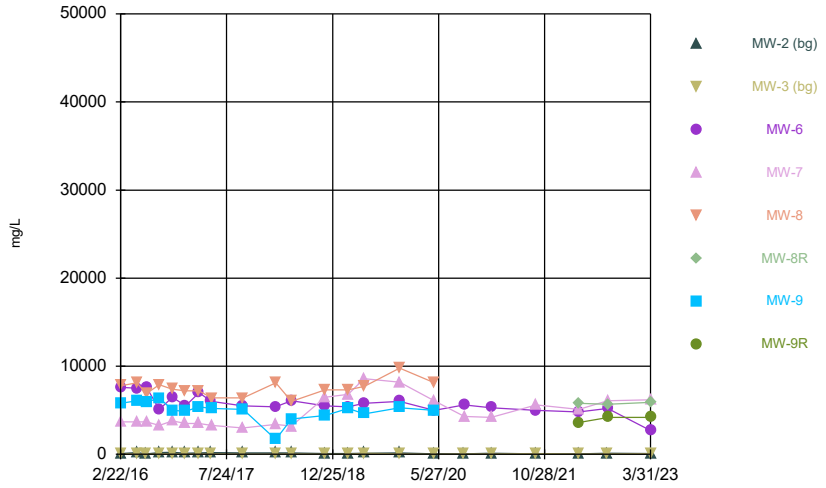

Constituent: Total Dissolved Solids [TDS] Analysis Run 6/16/2023 2:28 PM View: Time Series & Box Plot
Plant Smith Client: FPL Data: Plant Smith CCR

Time Series

Constituent: Antimony (mg/L) Analysis Run 6/16/2023 2:29 PM View: Time Series & Box Plot

Plant Smith Client: FPL Data: Plant Smith CCR

	MW-10	MW-10R	MW-11	MW-11R	MW-12 (bg)	MW-13	MW-13R	MW-14	MW-14R
2/22/2016			<0.0005		<0.0025				
2/23/2016	<0.0005					<0.0005		<0.0005	
4/26/2016	<0.0005		<0.0005		<0.0025				
4/27/2016						<0.0005		<0.0005	
6/27/2016					<0.0025				
6/28/2016	<0.0005		0.0018 (J)			<0.0005		<0.0005	
8/29/2016					<0.0025	<0.0005		<0.0005	
8/30/2016	<0.0005		0.0016 (J)						
11/1/2016					<0.0025				
11/2/2016						<0.0005			
11/3/2016	<0.0005		0.0015 (J)					<0.0005	
1/4/2017					<0.0025				
1/5/2017	<0.0005		0.0013 (J)			<0.0005		<0.0005	
3/10/2017					<0.0025				
3/11/2017	<0.0005		<0.0005 (*)			<0.0005		<0.0005	
5/11/2017					<0.0025				
5/12/2017	<0.0005		<0.0005			<0.0005		<0.0005	
3/20/2018					<0.0025				
3/21/2018			<0.0005						
3/22/2018	<0.0005					<0.0005		<0.0005	
3/11/2019	<0.0005		<0.0005		<0.0025			<0.0005	
3/12/2019						<0.0005			
5/5/2020					<0.0025				
5/6/2020	<0.0005		<0.0005						
5/7/2020						<0.0005		<0.0005	
9/29/2020					<0.0025				
2/9/2021					<0.0025				
9/16/2021					<0.0025				
4/14/2022		<0.0025			<0.0025				
4/15/2022							<0.0025		<0.0025
9/1/2022					<0.0025				
9/2/2022		<0.0025		<0.0025			<0.0025		<0.0025
4/10/2023		<0.0025		<0.0025	<0.0025		<0.0025		<0.0025

ND substitution: RL or RL/2 if <15% NDs.

Time Series

Constituent: Antimony (mg/L) Analysis Run 6/16/2023 2:29 PM View: Time Series & Box Plot

Plant Smith Client: FPL Data: Plant Smith CCR

	MW-2 (bg)	MW-3 (bg)	MW-6	MW-7	MW-8	MW-8R	MW-9	MW-9R
2/22/2016	<0.0025	<0.0025						
2/23/2016			<0.0025	<0.0025	<0.005		<0.0005	
4/25/2016	<0.0025	<0.0025						
4/26/2016			<0.0025	<0.0025				
4/27/2016					<0.005		<0.0005	
6/27/2016	<0.0025	<0.0025						
6/28/2016			<0.0025	<0.0025	<0.005		<0.0005	
8/29/2016	<0.0025	<0.0025	<0.0025	<0.0025	<0.005			
8/30/2016							<0.0005	
11/1/2016	<0.0025	<0.0025						
11/2/2016			<0.0025	<0.0025	<0.005			
11/3/2016							<0.0005	
1/4/2017	<0.0025	<0.0025						
1/5/2017			<0.0025	<0.0025	<0.005		<0.0005	
3/10/2017	<0.0025	<0.0025						
3/11/2017			<0.0025	<0.0025	<0.005		<0.0005	
5/11/2017	<0.0025	<0.0025	<0.0025					
5/12/2017				<0.0025	<0.005		<0.0005	
3/20/2018		<0.0025						
3/21/2018	<0.0025		<0.0025	<0.0025				
3/22/2018					<0.005			
3/23/2018							<0.0005	
3/11/2019	<0.0025	<0.0025			<0.005		<0.0005	
3/12/2019			<0.0025	<0.0025				
5/5/2020	<0.0025	<0.0025						
5/6/2020			<0.0025	<0.0025			<0.0005	
5/7/2020					<0.005			
9/29/2020	<0.0025	<0.0025						
9/30/2020			<0.0025	<0.0025				
2/9/2021	<0.0025	<0.0025	<0.0025	<0.0025				
9/16/2021	<0.0025	<0.0025						
9/17/2021			<0.0025	<0.0025				
4/14/2022	<0.0025	<0.0025	<0.0025	<0.0025		<0.0025		<0.0025
9/1/2022	<0.0025	<0.0025						
9/2/2022			<0.0025	<0.0025		<0.0025		
9/6/2022								<0.0025
4/9/2023			<0.0025					
4/10/2023	<0.0025	<0.0025		<0.0025		<0.0025		<0.0025

ND substitution: RL or RL/2 if <15% NDs.

Time Series

Constituent: Arsenic (mg/L) Analysis Run 6/16/2023 2:29 PM View: Time Series & Box Plot

Plant Smith Client: FPL Data: Plant Smith CCR

	MW-10	MW-10R	MW-11	MW-11R	MW-12 (bg)	MW-13	MW-13R	MW-14	MW-14R
2/22/2016			0.025		<0.0013				
2/23/2016	0.0021 (J)					0.0036 (J)		0.0017 (J)	
4/26/2016	<0.0025		0.024		<0.0013				
4/27/2016						<0.0025		0.0023 (J)	
6/27/2016					<0.0013				
6/28/2016	0.0025		0.029			0.00051 (J)		0.0027	
8/29/2016					<0.0013	0.00047 (J)		0.0025	
8/30/2016	0.0021		0.026						
11/1/2016					<0.0013				
11/2/2016						0.002			
11/3/2016	0.0023		0.028					0.0031	
1/4/2017					<0.0013				
1/5/2017	0.0034		0.029			0.00066 (J)		0.0034	
3/10/2017					<0.0013				
3/11/2017	0.0042		0.033			<0.0025 (*)		0.0045	
5/11/2017					<0.0013				
5/12/2017	0.0032		0.028			0.0006 (J)		0.0041	
3/20/2018					<0.0013				
3/21/2018			0.016						
3/22/2018	0.0034					0.0014		0.0041	
6/6/2018					<0.0013				
6/7/2018	0.0027		0.018			0.0016		0.0051	
11/19/2018					<0.0013	0.0016		0.0058	
11/20/2018	0.0033		0.015						
3/11/2019	0.0026		0.011		<0.0013			0.0049	
3/12/2019						0.0011 (J)			
5/28/2019					<0.0013				
5/29/2019			0.014			0.001 (J)			
5/30/2019	0.0016							0.0055	
11/18/2019	0.0042		0.012		<0.0013				
11/19/2019						0.0071		0.0086	
5/5/2020					<0.0013				
5/6/2020	<0.0025		0.011						
5/7/2020						<0.0025		0.0019 (J)	
9/29/2020					<0.0013				
2/9/2021					<0.0013				
9/16/2021					0.00064 (I)				
4/14/2022		<0.0013			<0.0013				
4/15/2022							0.002		<0.0013
9/1/2022					<0.0013				
9/2/2022		<0.0013		0.0029			0.0051		<0.0013
4/10/2023		<0.0013		0.0034	<0.0013		0.0095		<0.0013

ND substitution: RL or RL/2 if <15% NDs.

Time Series

Constituent: Arsenic (mg/L) Analysis Run 6/16/2023 2:29 PM View: Time Series & Box Plot

Plant Smith Client: FPL Data: Plant Smith CCR

	MW-2 (bg)	MW-3 (bg)	MW-6	MW-7	MW-8	MW-8R	MW-9	MW-9R
2/22/2016	<0.0013	<0.0013						
2/23/2016			<0.0013	<0.0013	<0.0013		0.0024 (J)	
4/25/2016	<0.0013	<0.0013						
4/26/2016			<0.0013	<0.0013				
4/27/2016					<0.0013		0.0032 (J)	
6/27/2016	<0.0013	<0.0013						
6/28/2016			0.0014	0.0014	0.0014		0.0026	
8/29/2016	<0.0013	<0.0013	0.00095 (J)	0.001 (J)	0.0013			
8/30/2016							0.002	
11/1/2016	<0.0013	<0.0013						
11/2/2016			0.0012 (J)	0.0022	0.0017			
11/3/2016							0.0034	
1/4/2017	<0.0013	0.00085 (J)						
1/5/2017			0.0017	0.0023	0.0013		0.0028	
3/10/2017	<0.0013 (*)	<0.0013						
3/11/2017			<0.0013 (*)	<0.0013 (*)	<0.0013 (*)		<0.005 (*)	
5/11/2017	<0.0013	<0.0013	0.0009 (J)					
5/12/2017				0.0015	0.0013		0.0018	
3/20/2018		<0.0013						
3/21/2018	<0.0013		0.00048 (J)	0.0014				
3/22/2018					0.00097 (J)			
3/23/2018							0.0022	
6/6/2018	<0.0013	<0.0013						
6/7/2018					0.002		0.003	
6/8/2018			0.0009 (J)	0.0022				
11/19/2018	<0.0013	<0.0013	0.00075 (J)	0.0018	0.0015			
11/20/2018							0.0037	
3/11/2019	<0.0013	<0.0013			0.0017		0.0046	
3/12/2019			0.00079 (J)	0.0012 (J)				
5/28/2019	<0.0013	<0.0013						
5/29/2019			<0.0013	0.00099 (J)				
5/30/2019					0.0015		0.0038	
11/18/2019	<0.0013	<0.0013	0.0031					
11/19/2019				0.0051	0.0058		0.005	
5/5/2020	<0.0013	<0.0013						
5/6/2020			0.0034	<0.0013			<0.005	
5/7/2020					0.0034			
9/29/2020	<0.0013	<0.0013						
9/30/2020			0.00096	0.0015				
2/9/2021	<0.0013	<0.0013	0.0021	0.0025				
9/16/2021	0.0014	<0.0013						
9/17/2021			0.0027	0.004				
4/14/2022	<0.0013	<0.0013	<0.0013	<0.0013		<0.0013		0.0013
9/1/2022	<0.0013	<0.0013						
9/2/2022			<0.0013	<0.0013		0.002		
9/6/2022								0.0049
4/9/2023			<0.0013					
4/10/2023	<0.0013	<0.0013		0.0016		0.004		0.0077

ND substitution: RL or RL/2 if <15% NDs.

Time Series

Constituent: Barium (mg/L) Analysis Run 6/16/2023 2:29 PM View: Time Series & Box Plot

Plant Smith Client: FPL Data: Plant Smith CCR

	MW-10	MW-10R	MW-11	MW-11R	MW-12 (bg)	MW-13	MW-13R	MW-14	MW-14R
2/22/2016			<0.11 (*)		<0.016 (*)				
2/23/2016	0.11					0.18		<0.058 (*)	
4/26/2016	0.12		0.14		0.017				
4/27/2016						0.15		0.055	
6/27/2016					0.014				
6/28/2016	0.11		0.12			0.12		0.05	
8/29/2016					0.013	0.12		0.051	
8/30/2016	0.11		0.12						
11/1/2016					0.016				
11/2/2016						0.13			
11/3/2016	0.12		0.13					0.057	
1/4/2017					0.015				
1/5/2017	0.12		0.12			0.13		0.06	
3/10/2017					0.015				
3/11/2017	0.13		0.12			0.12		0.065	
5/11/2017					0.013				
5/12/2017	0.12		0.087			0.12		0.059	
3/20/2018					0.013				
3/21/2018			0.081						
3/22/2018	0.1					0.098		0.051	
6/6/2018					0.012				
6/7/2018	0.1		0.078			0.089		0.051	
11/19/2018					0.014	0.079		0.057	
11/20/2018	0.095		0.11						
3/11/2019	0.097		0.16		0.011			0.057	
3/12/2019						0.081			
5/28/2019					0.013				
5/29/2019			0.17			0.077			
5/30/2019	0.096							0.051	
11/18/2019	0.097		0.17		0.013				
11/19/2019						0.08		0.048	
5/5/2020					0.012				
5/6/2020	0.11		0.15						
5/7/2020						0.083		0.062	
9/29/2020					0.014				
2/9/2021					0.011				
9/16/2021					0.012 (V)				
4/14/2022		0.12			0.012				
4/15/2022							0.063 (J)		0.015
9/1/2022					0.012				
9/2/2022		0.091		0.4			0.053		0.016
4/10/2023		0.092		0.1	0.011		0.039		0.011

ND substitution: RL or RL/2 if <15% NDs.

Time Series

Constituent: Barium (mg/L) Analysis Run 6/16/2023 2:29 PM View: Time Series & Box Plot

Plant Smith Client: FPL Data: Plant Smith CCR

	MW-2 (bg)	MW-3 (bg)	MW-6	MW-7	MW-8	MW-8R	MW-9	MW-9R
2/22/2016	<0.028 (*)	<0.016 (*)						
2/23/2016			<0.072 (*)	<0.056 (*)	<0.067 (*)		<0.077 (*)	
4/25/2016	0.035	0.021						
4/26/2016			0.076	0.059				
4/27/2016					0.086		0.094	
6/27/2016	0.026	0.016						
6/28/2016			0.066	0.055	0.066		0.083	
8/29/2016	0.027	0.016	0.073	0.059	0.065			
8/30/2016							0.076	
11/1/2016	0.023	0.018						
11/2/2016			0.076	0.069	0.072			
11/3/2016							0.12	
1/4/2017	0.019	0.017						
1/5/2017			0.072	0.067	0.068		0.1	
3/10/2017	0.025	0.022						
3/11/2017			0.07	0.071	0.071		0.11	
5/11/2017	0.021	0.017	0.067					
5/12/2017				0.065	0.063		0.1	
3/20/2018		0.018						
3/21/2018	0.021		0.06	0.061				
3/22/2018					0.064			
3/23/2018							0.093	
6/6/2018	0.017	0.018						
6/7/2018					0.062		0.089	
6/8/2018			0.058	0.06				
11/19/2018	0.013	0.019	0.062	0.14	0.058			
11/20/2018							0.077	
3/11/2019	0.011	0.018			0.058		0.087	
3/12/2019			0.06	0.15				
5/28/2019	0.016	0.021						
5/29/2019			0.065	0.16				
5/30/2019					0.06		0.08	
11/18/2019	0.018	0.021	0.06					
11/19/2019				0.12	0.06		0.081	
5/5/2020	0.013	0.024						
5/6/2020			0.068	0.12			0.093	
5/7/2020					0.07			
9/29/2020	0.014	0.023						
9/30/2020			0.064	0.093				
2/9/2021	0.015	0.023	0.065	0.085				
9/16/2021	0.015	0.025						
9/17/2021			0.071	0.12				
4/14/2022	0.015	0.024	0.085	0.12		<0.25		0.11
9/1/2022	0.014	0.024						
9/2/2022			0.065	0.12		0.054		
9/6/2022								0.085
4/9/2023			0.065					
4/10/2023	0.016	0.025		0.11		0.052		0.07

ND substitution: RL or RL/2 if <15% NDs.

Time Series

Constituent: Beryllium (mg/L) Analysis Run 6/16/2023 2:29 PM View: Time Series & Box Plot

Plant Smith Client: FPL Data: Plant Smith CCR

	MW-10	MW-10R	MW-11	MW-11R	MW-12 (bg)	MW-13	MW-13R	MW-14	MW-14R
2/22/2016			0.00078 (J)		<0.0025				
2/23/2016	0.00033 (J)					<0.005		<0.0005	
4/26/2016	<0.0025		<0.0025		<0.0025				
4/27/2016						<0.005		<0.0005	
6/27/2016					<0.0025				
6/28/2016	0.00057 (J)		<0.0025			<0.005		<0.0005	
8/29/2016					<0.0025	<0.005		<0.0005	
8/30/2016	0.00061 (J)		<0.0025						
11/1/2016					<0.0025				
11/2/2016						<0.005			
11/3/2016	0.0004 (J)		<0.0025					<0.0005	
1/4/2017					<0.0025				
1/5/2017	0.00055 (J)		<0.0025			<0.005		<0.0005	
3/10/2017					<0.0025				
3/11/2017	0.00054 (J)		0.0011 (J)			<0.005		<0.0005	
5/11/2017					<0.0025				
5/12/2017	0.00037 (J)		<0.0025			<0.005		<0.0005	
3/20/2018					<0.0025				
3/21/2018			0.0025						
3/22/2018	0.00039 (J)					<0.005		<0.0005	
6/6/2018					<0.0025				
6/7/2018	0.00044 (J)		0.00092 (J)			<0.005		<0.0005	
11/19/2018					<0.0025	<0.005		<0.0005	
11/20/2018	0.0004 (J)		0.0011 (J)						
3/11/2019	<0.0025		0.0013 (J)		<0.0025			<0.0005	
3/12/2019						<0.005			
11/18/2019	0.00018 (J)		0.00031 (J)		<0.0025				
11/19/2019						<0.005		<0.0005	
5/5/2020					4.3E-05 (J)				
5/6/2020	0.00063		5.2E-05 (J)						
5/7/2020						<0.005		<0.0005	
9/29/2020					<0.0025				
2/9/2021					<0.0025				
9/16/2021					<0.0025				
4/14/2022		<0.0025			<0.0025				
4/15/2022							<0.0025		<0.0025
9/1/2022					<0.0025				
9/2/2022		<0.0025		<0.0025			<0.0025		<0.0025
4/10/2023		<0.0025		0.0012 (J)	<0.0025		<0.0025		<0.0025

ND substitution: RL or RL/2 if <15% NDs.

Time Series

Constituent: Beryllium (mg/L) Analysis Run 6/16/2023 2:29 PM View: Time Series & Box Plot

Plant Smith Client: FPL Data: Plant Smith CCR

	MW-2 (bg)	MW-3 (bg)	MW-6	MW-7	MW-8	MW-8R	MW-9	MW-9R
2/22/2016		<0.0025						
2/23/2016			0.0022 (J)	<0.0025	0.0012 (J)		0.0011 (J)	
2/26/2016	<0.0025							
4/25/2016	<0.0025	<0.0025						
4/26/2016			0.0017 (J)	<0.0025				
4/27/2016					<0.013		<0.0025	
6/27/2016	<0.0025	<0.0025						
6/28/2016			0.0017 (J)	<0.0025	0.0015 (J)		0.00069 (J)	
8/29/2016	<0.0025	<0.0025	<0.0025	<0.0025	0.0013 (J)			
8/30/2016							0.0007 (J)	
11/1/2016	<0.0025	<0.0025						
11/2/2016			0.00087 (J)	<0.0025	0.0012 (J)			
11/3/2016							<0.0025	
1/4/2017	<0.0025	<0.0025						
1/5/2017			0.00039 (J)	<0.0025	0.0014 (J)		0.00039 (J)	
3/10/2017	<0.0025	<0.0025						
3/11/2017			0.0014 (J)	<0.0025	0.0014 (J)		0.00043 (J)	
5/11/2017	<0.0025	<0.0025	0.00093 (J)					
5/12/2017				<0.0025	0.0012 (J)		<0.0025	
3/20/2018		<0.0025						
3/21/2018	<0.0025		0.0014 (J)	<0.0025				
3/22/2018					0.0014 (J)			
3/23/2018							<0.0025	
6/6/2018	<0.0025	<0.0025						
6/7/2018					0.0014 (J)		<0.0025	
6/8/2018			0.0014 (J)	<0.0025				
11/19/2018	<0.0025	<0.0025	0.0016 (J)	<0.0025	0.0016 (J)			
11/20/2018							<0.0025	
3/11/2019	<0.0025	<0.0025			0.0011 (J)		<0.0025	
3/12/2019			0.0012 (J)	<0.0025				
11/18/2019	<0.0025	<0.0025	0.00098 (J)					
11/19/2019				0.00022 (J)	0.001 (J)		<0.0025	
5/5/2020	5.7E-05 (J)	0.00011 (J)						
5/6/2020			0.00049 (J)	0.0002 (J)			5.3E-05 (J)	
5/7/2020					0.0015			
9/29/2020	<0.0025	<0.0025						
9/30/2020			0.00089	<0.0025				
2/9/2021	<0.0025	<0.0025	<0.0025	<0.0025				
9/16/2021	<0.0025	<0.0025						
9/17/2021			0.0013 (I)	<0.0025				
4/14/2022	<0.0025	<0.0025	<0.0025	<0.0025		<0.0025		<0.0025
9/1/2022	<0.0025	<0.0025						
9/2/2022			0.00098 (J)	<0.0025		<0.0025		
9/6/2022								<0.0025
4/9/2023			0.0011 (J)					
4/10/2023	<0.0025	<0.0025		<0.0025		<0.0025		<0.0025

ND substitution: RL or RL/2 if <15% NDs.

Time Series

Constituent: Boron, total (mg/L) Analysis Run 6/16/2023 2:29 PM View: Time Series & Box Plot

Plant Smith Client: FPL Data: Plant Smith CCR

	MW-10	MW-10R	MW-11	MW-11R	MW-12 (bg)	MW-13	MW-13R	MW-14	MW-14R
2/22/2016			4		0.14 (J)				
2/23/2016	10					17		10	
4/26/2016	10		4		0.27				
4/27/2016						19		11	
6/27/2016					0.083				
6/28/2016	9.7		3.9			16		9	
8/29/2016					<0.05 (*)	19		12	
8/30/2016	11		5.9						
11/1/2016					0.1				
11/2/2016						26			
11/3/2016	13		4					19	
1/4/2017					0.062				
1/5/2017	7.9		4.7			20		12	
3/10/2017					0.06				
3/11/2017	19		3.6			15		11	
5/11/2017					0.33				
5/12/2017	12		4.1			21		13	
10/12/2017					0.082				
10/13/2017	11		3.9			17		12	
3/20/2018					0.072				
3/21/2018			3.7						
3/22/2018	11					15		12	
6/6/2018					0.077				
6/7/2018	11		3.7			15		12	
11/19/2018					0.071	16		15	
11/20/2018	12		4.1						
3/11/2019	10		3.6		<0.05			14	
3/12/2019						14			
5/28/2019					0.024 (J)				
5/29/2019			4.1			0.28			
5/30/2019	10							14	
11/18/2019	11 (J3)		4.7 (J3)		0.075				
11/19/2019						16 (J3)		14 (J3)	
5/5/2020					0.11				
5/6/2020	10		3.8						
5/7/2020						14		<1	
9/29/2020					0.086				
2/9/2021					0.09				
9/16/2021					0.11				
4/14/2022		9.3			0.076				
4/15/2022							14		1.8
9/1/2022					0.083				
9/2/2022		9.5		3.3			15		2.6
4/10/2023					0.11				
4/11/2023		15		3.3			17		2

ND substitution: RL or RL/2 if <15% NDs.

Time Series

Constituent: Boron, total (mg/L) Analysis Run 6/16/2023 2:29 PM View: Time Series & Box Plot

Plant Smith Client: FPL Data: Plant Smith CCR

	MW-2 (bg)	MW-3 (bg)	MW-6	MW-7	MW-8	MW-8R	MW-9	MW-9R
2/22/2016	<0.05	<0.05						
2/23/2016			8.6	2.3	16		12	
4/25/2016	0.022 (J)	<0.05						
4/26/2016			8.8	2.4				
4/27/2016					15		12	
6/27/2016	0.032 (J)	<0.05						
6/28/2016			7.8	2.6	15		9.3	
8/29/2016	<0.05 (*)	<0.05	9.8	2.6	21			
8/30/2016							16	
11/1/2016	<0.05	<0.05						
11/2/2016			10	2.8	22			
11/3/2016							16	
1/4/2017	<0.05	<0.05						
1/5/2017			8.1	2.5	13		9.2	
3/10/2017	0.032 (J)	<0.05						
3/11/2017			10	3.1	21		9.6	
5/11/2017	0.23	0.18	9.4					
5/12/2017				2.7	14		10	
10/12/2017	<0.05	<0.05	8.5	2.9				
10/13/2017					15		9.6	
3/20/2018		<0.05						
3/21/2018	<0.05		8.6	3				
3/22/2018					15			
3/23/2018							9.4	
6/6/2018	0.027 (J)	<0.05						
6/7/2018					15		9.3	
6/8/2018			8.4	3				
11/19/2018	0.045 (J)	<0.05	9.5	3.5	17			
11/20/2018							11	
3/11/2019	<0.05	<0.05			14		9.5	
3/12/2019			9.7	3				
5/28/2019	<0.05	<0.05						
5/29/2019			9	3.2				
5/30/2019					14		10	
11/18/2019	0.036 (V)	0.0094 (IV)	9 (J3)					
11/19/2019				4.3 (J3)	14 (J3)		11 (J3)	
5/5/2020	0.041	0.0073 (J)						
5/6/2020			7.7	3.6			11	
5/7/2020					15			
9/29/2020	0.04	<0.05						
9/30/2020			8.2	3.1				
2/9/2021	0.024 (I)	<0.05	7.5	3				
9/16/2021	0.045 (I)	<0.05						
9/17/2021			7.3	2.8				
4/14/2022	0.024 (J)	<0.05	7.2	2.6		18		8.3
9/1/2022	0.032 (J)	<0.05						
9/2/2022			7.6	3		19		
9/6/2022								10
4/10/2023	0.037 (J)	0.027 (J)						
4/11/2023			18	3.4		23		12

ND substitution: RL or RL/2 if <15% NDs.

Time Series

Constituent: Cadmium (mg/L) Analysis Run 6/16/2023 2:29 PM View: Time Series & Box Plot

Plant Smith Client: FPL Data: Plant Smith CCR

	MW-10	MW-10R	MW-11	MW-11R	MW-12 (bg)	MW-13	MW-13R	MW-14	MW-14R
2/22/2016			<0.0005		<0.0025				
2/23/2016	<0.0005					<0.0005		<0.0005	
4/26/2016	<0.0005		<0.0005		<0.0025				
4/27/2016						<0.0005		<0.0005	
6/27/2016					<0.0025				
6/28/2016	<0.0005		<0.0005			<0.0005		<0.0005	
8/29/2016					<0.0025	<0.0005		<0.0005	
8/30/2016	<0.0005		<0.0005						
11/1/2016					<0.0025				
11/2/2016						<0.0005			
11/3/2016	<0.0005		<0.0005					<0.0005	
1/4/2017					<0.0025				
1/5/2017	<0.0005		<0.0005			<0.0005		<0.0005	
3/10/2017					<0.0025				
3/11/2017	<0.0005		<0.0005			<0.0005		<0.0005	
5/11/2017					<0.0025				
5/12/2017	<0.0005		<0.0005			<0.0005		<0.0005	
3/20/2018					<0.0025				
3/21/2018			<0.0005						
3/22/2018	<0.0005					<0.0005		<0.0005	
3/11/2019	<0.0005		<0.0005		<0.0025			<0.0005	
3/12/2019						<0.0005			
5/5/2020					<0.0025				
5/6/2020	<0.0005		<0.0005						
5/7/2020						<0.0005		<0.0005	
9/29/2020					<0.0025				
2/9/2021					<0.0025				
9/16/2021					0.035 (O)				
4/14/2022		<0.0025			<0.0025				
4/15/2022							<0.0025		<0.0025
9/1/2022					<0.0025				
9/2/2022		<0.0025		<0.0025			<0.0025		<0.0025
4/10/2023		<0.0025		<0.0025	<0.0025		<0.0025		<0.0025

ND substitution: RL or RL/2 if <15% NDs.

Time Series

Constituent: Cadmium (mg/L) Analysis Run 6/16/2023 2:29 PM View: Time Series & Box Plot

Plant Smith Client: FPL Data: Plant Smith CCR

	MW-2 (bg)	MW-3 (bg)	MW-6	MW-7	MW-8	MW-8R	MW-9	MW-9R
2/22/2016	<0.0025	<0.0025						
2/23/2016			<0.0025	<0.0025	<0.0005		<0.0005	
4/25/2016	<0.0025	<0.0025						
4/26/2016			<0.0025	<0.0025				
4/27/2016					<0.0005		<0.0005	
6/27/2016	<0.0025	<0.0025						
6/28/2016			<0.0025	<0.0025	<0.0005		<0.0005	
8/29/2016	<0.0025	<0.0025	<0.0025	<0.0025	<0.0005			
8/30/2016							<0.0005	
11/1/2016	<0.0025	<0.0025						
11/2/2016			<0.0025	<0.0025	<0.0005			
11/3/2016							<0.0005	
1/4/2017	<0.0025	<0.0025						
1/5/2017			<0.0025	<0.0025	<0.0005		<0.0005	
3/10/2017	<0.0025	<0.0025						
3/11/2017			<0.0025	<0.0025	<0.0005		<0.0005	
5/11/2017	<0.0025	<0.0025	<0.0025					
5/12/2017				<0.0025	<0.0005		<0.0005	
3/20/2018		<0.0025						
3/21/2018	<0.0025		<0.0025	<0.0025				
3/22/2018					<0.0005			
3/23/2018							<0.0005	
3/11/2019	<0.0025	<0.0025			<0.0005		<0.0005	
3/12/2019			<0.0025	<0.0025				
5/5/2020	<0.0025	<0.0025						
5/6/2020			<0.0025	<0.0025			<0.0005	
5/7/2020					<0.0005			
9/29/2020	<0.0025	<0.0025						
9/30/2020			<0.0025	<0.0025				
2/9/2021	<0.0025	<0.0025	<0.0025	<0.0025				
9/16/2021	<0.0025	<0.0025						
9/17/2021			<0.0025	<0.0025				
4/14/2022	<0.0025	<0.0025	<0.0025	<0.0025		<0.0025		<0.0025
9/1/2022	<0.0025	<0.0025						
9/2/2022			<0.0025	<0.0025		<0.0025		
9/6/2022								<0.0025
4/9/2023			<0.0025					
4/10/2023	<0.0025	<0.0025		<0.0025		<0.0025		<0.0025

ND substitution: RL or RL/2 if <15% NDs.

Time Series

Constituent: Calcium, Dissolved (mg/L) Analysis Run 6/16/2023 2:29 PM View: Time Series & Box Plot
Plant Smith Client: FPL Data: Plant Smith CCR

	MW-10	MW-10R	MW-11	MW-11R	MW-12 (bg)	MW-13	MW-13R	MW-14	MW-14R
2/22/2016			150		23				
2/23/2016	670					900		270	
4/26/2016	600		170		33				
4/27/2016						900		250	
6/27/2016					29				
6/28/2016	570		160			870		260	
8/29/2016					28	870		270	
8/30/2016	610		160						
11/1/2016					36				
11/2/2016						860			
11/3/2016	550		140					230	
1/4/2017					36				
1/5/2017	540		150			870		270	
3/10/2017					37				
3/11/2017	610		150			920		310	
5/11/2017					31				
5/12/2017	560		110			840		300	
10/12/2017					32				
10/13/2017	520		83			810		300	
3/20/2018					34				
3/21/2018			99						
3/22/2018	510					740		250	
6/6/2018					30				
6/7/2018	500		100			670		260	
11/19/2018					38	550		290	
11/20/2018	440		120						
3/11/2019	480		200		31			270	
3/12/2019						660			
5/28/2019					37				
5/29/2019			190			640			
5/30/2019	440							230	
11/18/2019	460		220		30				
11/19/2019						660		230	
5/5/2020					31				
5/6/2020	450		160						
5/7/2020						560		290	
9/29/2020					41				
2/9/2021					26				
9/16/2021					250 (O)				
4/14/2022		670			30				
4/15/2022							470		47
9/1/2022					31				
9/2/2022		620		160			390		54
4/10/2023				150	23		230		42
4/11/2023		600							

Time Series

Constituent: Calcium, Dissolved (mg/L) Analysis Run 6/16/2023 2:29 PM View: Time Series & Box Plot

Plant Smith Client: FPL Data: Plant Smith CCR

	MW-2 (bg)	MW-3 (bg)	MW-6	MW-7	MW-8	MW-8R	MW-9	MW-9R
2/22/2016	12	1.9						
2/23/2016			450	230	640		460	
4/25/2016	11	1.8						
4/26/2016			440	220				
4/27/2016					610		440	
6/27/2016	7.7	1.7						
6/28/2016			400	180	560		390	
8/29/2016	48	1.7	220	190	600			
8/30/2016							410	
11/1/2016	49	1.9						
11/2/2016			350	200	590			
11/3/2016							420	
1/4/2017	44	1.8						
1/5/2017			240	190	570		370	
3/10/2017	46	1.9						
3/11/2017			390	240	590		400	
5/11/2017	43	1.7	330					
5/12/2017				210	570		380	
10/12/2017	45	1.9	280	190				
10/13/2017					560		370	
3/20/2018		1.9						
3/21/2018	45		290	200				
3/22/2018					540			
3/23/2018							290	
6/6/2018	32	1.8						
6/7/2018					530		280	
6/8/2018			290	200				
11/19/2018	20	1.8	240	380	480			
11/20/2018							220	
3/11/2019	16	1.9			500		240	
3/12/2019			260	430				
5/28/2019	35	2.1						
5/29/2019			250	440				
5/30/2019					470		230	
11/18/2019	44	1.9	240					
11/19/2019				360	530		270	
5/5/2020	13	2.3						
5/6/2020			180	290			260	
5/7/2020					550			
9/29/2020	9.6	2.6						
9/30/2020			220	270				
2/9/2021	9.1	2.4	230	250				
9/16/2021	6.9	2.6						
9/17/2021			230	350				
4/14/2022	17	2.8	220	340		500		260
9/1/2022	9.7	2.9						
9/2/2022			230	360		460		
9/6/2022								240
4/9/2023			220					
4/10/2023	20	2.9		300		490		230

Time Series

Constituent: Chloride, Total (mg/L) Analysis Run 6/16/2023 2:29 PM View: Time Series & Box Plot

Plant Smith Client: FPL Data: Plant Smith CCR

	MW-10	MW-10R	MW-11	MW-11R	MW-12 (bg)	MW-13	MW-13R	MW-14	MW-14R
2/22/2016			2600		140				
2/23/2016	2800					4300		2200	
4/26/2016	3300		3000		190				
4/27/2016						4200		2700	
6/27/2016					170				
6/28/2016	3200		2900			4300		2700	
8/29/2016					180	4100		2800	
8/30/2016	3300		2900						
11/1/2016					230				
11/2/2016						5400			
11/3/2016	3000		2900					2700	
1/4/2017					220				
1/5/2017	2900		2700			4900		2500	
3/10/2017					210				
3/11/2017	2800		2500			4700		2400	
5/11/2017					200				
5/12/2017	3000		2000			3600		2600	
10/12/2017					190				
10/13/2017	2900		1600			4800		2400	
3/20/2018					190				
3/21/2018			1900						
3/22/2018	2700					4100		2000	
6/6/2018					190				
6/7/2018	2700		2000			4300		2200	
11/19/2018					210	4500		2400	
11/20/2018	2800		2400						
3/11/2019	2700		2900		190			2200	
3/12/2019						4500			
5/28/2019					190				
5/29/2019			2900			4300			
5/30/2019	2600							2000	
11/18/2019	2400		3200		210				
11/19/2019						4600		1800	
5/5/2020					200				
5/6/2020	2500		2700						
5/7/2020						4300		1900	
9/29/2020					200				
2/9/2021					150				
9/16/2021					160				
4/14/2022		2600			180				
4/15/2022							3500		100
9/1/2022					160				
9/2/2022		2200		2400			3000		130
4/3/2023					160		2100		
4/7/2023				2400					140
4/9/2023		2500							

Time Series

Constituent: Chloride, Total (mg/L) Analysis Run 6/16/2023 2:29 PM View: Time Series & Box Plot

Plant Smith Client: FPL Data: Plant Smith CCR

	MW-2 (bg)	MW-3 (bg)	MW-6	MW-7	MW-8	MW-8R	MW-9	MW-9R
2/22/2016	15	11						
2/23/2016			3500	1500	3100		2700	
4/25/2016	18	10						
4/26/2016			4200	1600				
4/27/2016					3800		2900	
6/27/2016	17	11						
6/28/2016			4000	1600	3700		2900	
8/29/2016	16	11	3300	1600	3900			
8/30/2016							2900	
11/1/2016	11	11						
11/2/2016			3600	1700	3800			
11/3/2016							2800	
1/4/2017	11	11						
1/5/2017			2900	1400	3900		2700	
3/10/2017	14	11						
3/11/2017			3500	1500	3600		2400	
5/11/2017	11	12	3600					
5/12/2017				1600	3500		2600	
10/12/2017	12	12	3000	1400				
10/13/2017					3300		2400	
3/20/2018		11						
3/21/2018	9.3		2900	1300				
3/22/2018					3200			
3/23/2018							2300	
6/6/2018	13	11						
6/7/2018					3500		2200	
6/8/2018			2900	1400				
11/19/2018	13	19.9 (D)	3200	3300	3600			
11/20/2018							2200	
3/11/2019	12	13			3300		2200	
3/12/2019			2900	3300				
5/28/2019	13	13						
5/29/2019			2800	3400				
5/30/2019					3700		2100	
11/18/2019	12	14	3000					
11/19/2019				3400	3300		2200	
5/5/2020	13	15						
5/6/2020			2500	2600			2200	
5/7/2020					3600			
9/29/2020	14	16						
9/30/2020			2400	1900				
2/9/2021	20	15	2500	2000				
9/16/2021	11	15						
9/17/2021			2900	2400				
4/14/2022	12	16	2700	2900		3000		1800
9/1/2022	8.5	12						
9/2/2022			2300	2600		2400		
9/6/2022								1700
4/3/2023	7.7	12	2800			2900		
4/7/2023				2700				1800

Time Series

Constituent: Chromium (mg/L) Analysis Run 6/16/2023 2:29 PM View: Time Series & Box Plot

Plant Smith Client: FPL Data: Plant Smith CCR

	MW-10	MW-10R	MW-11	MW-11R	MW-12 (bg)	MW-13	MW-13R	MW-14	MW-14R
2/22/2016			0.0087 (J)		0.012 (JO)				
2/23/2016	<0.005					<0.005		<0.005	
4/26/2016	<0.005		<0.005		<0.0025				
4/27/2016						<0.005		<0.005	
6/27/2016					<0.0025				
6/28/2016	<0.005		0.0029			<0.005		<0.005	
8/29/2016					<0.0025	<0.005		<0.005	
8/30/2016	<0.005		0.0033						
11/1/2016					<0.0025				
11/2/2016						<0.005			
11/3/2016	<0.005		0.003					<0.005	
1/4/2017					<0.0025				
1/5/2017	<0.005		<0.005 (*)			<0.005		<0.005	
3/10/2017					<0.0025				
3/11/2017	0.0015 (J)		0.0046			<0.005		0.0012 (J)	
5/11/2017					<0.0025				
5/12/2017	<0.005		0.004			<0.005		<0.005	
3/20/2018					<0.0025				
3/21/2018			0.068						
3/22/2018	<0.005					0.0024 (J)		0.0017 (J)	
6/6/2018					<0.0025				
6/7/2018	<0.005		0.0048			<0.005		<0.005	
11/19/2018					<0.0025	<0.005		<0.005	
11/20/2018	<0.005		0.0036						
3/11/2019	0.003		0.0033		<0.0025			<0.005	
3/12/2019						<0.005			
5/28/2019					<0.0025				
5/29/2019			0.0028			<0.005			
5/30/2019	<0.005							<0.005	
11/18/2019	<0.005		0.002 (I)		<0.0025				
11/19/2019						<0.005		<0.005	
5/5/2020					0.0005				
5/6/2020	<0.005		<0.005						
5/7/2020						<0.005		<0.005	
9/29/2020					<0.0025				
2/9/2021					0.0019 (I)				
9/16/2021					0.0032 (V)				
4/14/2022		<0.1			<0.0025				
4/15/2022							0.098 (J)		<0.013
9/1/2022					<0.0025				
9/2/2022		0.0022 (J)		0.0063			0.45		0.0024 (J)
4/10/2023		0.036		0.069	0.0028		0.028		0.0024 (J)

ND substitution: RL or RL/2 if <15% NDs.

Time Series

Constituent: Chromium (mg/L) Analysis Run 6/16/2023 2:29 PM View: Time Series & Box Plot

Plant Smith Client: FPL Data: Plant Smith CCR

	MW-2 (bg)	MW-3 (bg)	MW-6	MW-7	MW-8	MW-8R	MW-9	MW-9R
2/22/2016	0.0066 (JV)	0.0074 (J)						
2/23/2016			<0.05	<0.05	<0.005		<0.01	
4/25/2016	0.0012 (J)	0.0033						
4/26/2016			<0.05	<0.05				
4/27/2016					<0.005		<0.01	
6/27/2016	<0.0025	0.0021 (J)						
6/28/2016			<0.05	<0.05	<0.005		<0.01	
8/29/2016	<0.0025	0.0049	<0.05	<0.05	<0.005			
8/30/2016							<0.01	
11/1/2016	0.0018 (J)	0.0026						
11/2/2016			<0.05	<0.05	<0.005			
11/3/2016							<0.01	
1/4/2017	<0.0025 (*)	<0.0025 (*)						
1/5/2017			<0.05	<0.05 (*)	<0.005		<0.01	
3/10/2017	0.0033	0.003						
3/11/2017			<0.05	0.0025	<0.005		<0.01	
5/11/2017	0.0024 (J)	<0.0025	<0.05					
5/12/2017				0.0011 (J)	<0.005		<0.01	
3/20/2018		0.0024 (J)						
3/21/2018	0.0032		<0.05	0.0013 (J)				
3/22/2018					<0.005			
3/23/2018							<0.01	
6/6/2018	0.0029	0.0026						
6/7/2018					<0.005		<0.01	
6/8/2018			<0.05	0.0012 (J)				
11/19/2018	0.0019 (J)	0.0024 (J)	<0.05	0.0016 (J)	<0.005			
11/20/2018							<0.01	
3/11/2019	0.0018 (J)	0.002 (J)			<0.005		<0.01	
3/12/2019			<0.05	0.0035				
5/28/2019	0.002 (J)	<0.0025						
5/29/2019			<0.05	0.0012 (J)				
5/30/2019					<0.005		<0.01	
11/18/2019	0.0024 (I)	<0.0025	<0.05					
11/19/2019				0.0016 (I)	<0.005		<0.01	
5/5/2020	0.0016	0.00064						
5/6/2020			<0.05	<0.05			<0.01	
5/7/2020					<0.005			
9/29/2020	<0.0025	<0.0025						
9/30/2020			<0.05	0.0034				
2/9/2021	0.0043	0.0021 (I)	0.0013 (I)	0.0051				
9/16/2021	<0.0025	<0.0025						
9/17/2021			<0.05	0.0067				
4/14/2022	0.0019 (J)	<0.0025	<0.05	<0.05		<0.25		<0.1
9/1/2022	0.0017 (J)	0.001 (J)						
9/2/2022			0.0019 (J)	0.004		0.13		
9/6/2022								0.0015 (J)
4/9/2023			0.0018 (J)					
4/10/2023	0.0039	0.0024 (J)		0.004		0.21		0.0022 (J)

ND substitution: RL or RL/2 if <15% NDs.

Time Series

Constituent: Cobalt (mg/L) Analysis Run 6/16/2023 2:29 PM View: Time Series & Box Plot

Plant Smith Client: FPL Data: Plant Smith CCR

	MW-10	MW-10R	MW-11	MW-11R	MW-12 (bg)	MW-13	MW-13R	MW-14	MW-14R
2/22/2016			<0.0025		<0.0025				
2/23/2016	<0.0005					<0.0005		<0.0005	
4/26/2016	<0.0005		<0.0025		<0.0025				
4/27/2016						<0.0005		<0.0005	
6/27/2016					<0.0025				
6/28/2016	<0.0005		<0.0025			<0.0005		<0.0005	
8/29/2016					<0.0025	<0.0005		<0.0005	
8/30/2016	<0.0005		<0.0025						
11/1/2016					<0.0025				
11/2/2016						<0.0005			
11/3/2016	<0.0005		<0.0025					<0.0005	
1/4/2017					<0.0025				
1/5/2017	<0.0005		<0.0025			<0.0005		<0.0005	
3/10/2017					<0.0025				
3/11/2017	<0.0005		<0.0025			<0.0005		<0.0005	
5/11/2017					<0.0025				
5/12/2017	<0.0005		<0.0025			<0.0005		<0.0005	
3/20/2018					<0.0025				
3/21/2018			0.00046 (J)						
3/22/2018	<0.0005					<0.0005		<0.0005	
6/6/2018					<0.0025				
6/7/2018	<0.0005		<0.0025			<0.0005		<0.0005	
11/19/2018					<0.0025	<0.0005		<0.0005	
11/20/2018	<0.0005		<0.0025						
3/11/2019	<0.0005		<0.0025		<0.0025			<0.0005	
3/12/2019						<0.0005			
5/5/2020					<0.0025				
5/6/2020	<0.0005		0.00032 (J)						
5/7/2020						<0.0005		<0.0005	
9/29/2020					<0.0025				
2/9/2021					<0.0025				
9/16/2021					0.26 (O)				
4/14/2022		<0.0025			<0.0025				
4/15/2022							0.00056 (J)		<0.0025
9/1/2022					<0.0025				
9/2/2022		<0.0025		<0.0025			0.0035		<0.0025
4/10/2023		<0.0025		<0.0025	<0.0025		0.00056 (J)		<0.0025

ND substitution: RL or RL/2 if <15% NDs.

Time Series

Constituent: Cobalt (mg/L) Analysis Run 6/16/2023 2:29 PM View: Time Series & Box Plot

Plant Smith Client: FPL Data: Plant Smith CCR

	MW-2 (bg)	MW-3 (bg)	MW-6	MW-7	MW-8	MW-8R	MW-9	MW-9R
2/22/2016	<0.0025	<0.0025						
2/23/2016			<0.0025	<0.0025	<0.005		<0.0025	
4/25/2016	<0.0025	<0.0025						
4/26/2016			<0.0025	<0.0025				
4/27/2016					<0.005		<0.0025	
6/27/2016	<0.0025	<0.0025						
6/28/2016			<0.0025	<0.0025	<0.005		<0.0025	
8/29/2016	<0.0025	<0.0025	<0.0025	<0.0025	<0.005			
8/30/2016							<0.0025	
11/1/2016	<0.0025	<0.0025						
11/2/2016			<0.0025	<0.0025	<0.005			
11/3/2016							<0.0025	
1/4/2017	<0.0025	<0.0025						
1/5/2017			<0.0025	<0.0025	<0.005		<0.0025	
3/10/2017	<0.0025	<0.0025						
3/11/2017			<0.0025	<0.0025	<0.005		<0.0025	
5/11/2017	<0.0025	<0.0025	<0.0025					
5/12/2017				<0.0025	<0.005		<0.0025	
3/20/2018		<0.0025						
3/21/2018	<0.0025		<0.0025	<0.0025				
3/22/2018					<0.005			
3/23/2018							<0.0025	
6/6/2018	<0.0025	<0.0025						
6/7/2018					<0.005		<0.0025	
6/8/2018			<0.0025	<0.0025				
11/19/2018	<0.0025	<0.0025	<0.0025	<0.0025	<0.005			
11/20/2018							<0.0025	
3/11/2019	<0.0025	<0.0025			<0.005		<0.0025	
3/12/2019			<0.0025	<0.0025				
5/5/2020	<0.0025	<0.0025						
5/6/2020			<0.0025	0.00029 (J)			0.00018 (J)	
5/7/2020					<0.005			
9/29/2020	<0.0025	<0.0025						
9/30/2020			<0.0025	<0.0025				
2/9/2021	<0.0025	<0.0025	<0.0025	<0.0025				
9/16/2021	<0.0025	<0.0025						
9/17/2021			<0.0025	<0.0025				
4/14/2022	<0.0025	<0.0025	<0.0025	<0.0025		<0.0025		<0.0025
9/1/2022	<0.0025	<0.0025						
9/2/2022			<0.0025	<0.0025		0.0007 (J)		
9/6/2022								<0.0025
4/9/2023			<0.0025					
4/10/2023	<0.0025	<0.0025		<0.0025		0.0012 (J)		<0.0025

ND substitution: RL or RL/2 if <15% NDs.

Time Series

Constituent: Combined Radium 226 + 228 (pCi/L) Analysis Run 6/16/2023 2:29 PM View: Time Series & Box Plot

Plant Smith Client: FPL Data: Plant Smith CCR

	MW-10	MW-10R	MW-11	MW-11R	MW-12 (bg)	MW-13	MW-13R	MW-14	MW-14R
2/22/2016			32.5		4.64				
2/23/2016	19.4					11.8		6.3	
4/26/2016	25.2		38.6		2.65				
4/27/2016						17.2		9.6	
6/27/2016					2.49				
6/28/2016	28.3		30.2			20.5		9.41	
8/29/2016					2.45	20		8.93	
8/30/2016	23.9		30.4						
11/1/2016					2.59				
11/2/2016						9.47		11.3	
11/3/2016	26.2		25.4						
1/4/2017					2.69				
1/5/2017	29.2		33			13.8		9.88	
3/10/2017					1.84				
3/11/2017	22.8		26.4			15.8		7.75	
5/11/2017					2.12				
5/12/2017	24		19			10.3		8.83	
3/20/2018					1.81				
3/21/2018			26.5						
3/22/2018	19.7					14		4.78	
6/6/2018					2.32				
6/7/2018	18.5		23.6			14.9		4.88	
11/19/2018					2.37	11.6		5.59	
11/20/2018	19.8		28.6						
3/11/2019	18.3		36.5		1.93			4.99	
3/12/2019						11.7			
5/28/2019					-0.0564 (U)				
5/29/2019			37.2			11			
5/30/2019	17.1							3.89	
11/18/2019	16.4		46.4		2.25				
11/19/2019						11.6		4.31	
5/5/2020					1.87				
5/6/2020	19.5		26.9						
5/7/2020						10.9		5.23	
9/29/2020					2.63				
2/9/2021					2.16				
9/16/2021					2.61				
4/14/2022		17.6			2.23				
4/15/2022							15.9		0.955
9/1/2022					2.61				
9/2/2022		14.9		17.3			25.3		1.7
5/2/2023		9.79		21.4	2.04		14.2		0.635

Time Series

Constituent: Combined Radium 226 + 228 (pCi/L) Analysis Run 6/16/2023 2:29 PM View: Time Series & Box Plot

Plant Smith Client: FPL Data: Plant Smith CCR

	MW-2 (bg)	MW-3 (bg)	MW-6	MW-7	MW-8	MW-8R	MW-9	MW-9R
2/22/2016	3.71	1.96						
2/23/2016			32.3	25.8	41.1		32.5	
4/25/2016	3.7	1.71						
4/26/2016			39.3	25.4				
4/27/2016					45.3		30	
6/27/2016	3.04	1						
6/28/2016			40.9	27.5	41.3		32	
8/29/2016	3.2	1.69	18.9	26.7	38.8			
8/30/2016							27.9	
11/1/2016	1.75	1.83						
11/2/2016			32	25.4	42.3			
11/3/2016							21.5	
1/4/2017	1.79	1.75						
1/5/2017			25.1	27.4	48		29.6	
3/10/2017	1.78	1.5						
3/11/2017			28.8	24.4	36.9		22	
5/11/2017	1.14	1.34	25.5					
5/12/2017				20.7	33.5		20.2	
3/20/2018		1.82						
3/21/2018	1.32		24.5	19.3				
3/22/2018					32.4			
3/23/2018							12.8	
6/6/2018	1.32	1.19						
6/7/2018					37.5		13.9	
6/8/2018			26.9	21.6				
11/19/2018	0.763	2.18	27.4	53.5	33.6			
11/20/2018							13.2	
3/11/2019	0.777	1.24			32.9		10.2	
3/12/2019			25.9	46.3				
5/28/2019	1.16	1.13						
5/29/2019			24.7	49.7				
5/30/2019					29.6		11	
11/18/2019	1.31	1.52	24.8					
11/19/2019				42	32		12.9	
5/5/2020	0.805	1.42						
5/6/2020			21.8	33.8			10.9	
5/7/2020					36.7			
9/29/2020	1.73	1.32						
9/30/2020			26.4	29.1				
2/9/2021	1.3	1.78	22.1	26.8				
9/16/2021	2.57	1.24						
9/17/2021			27.9	35.2				
4/14/2022	1.02	1.93	24.9	37.8		25.2		6.77
9/1/2022	1.4	1.98						
9/2/2022			24.4	34.6		18.4		
9/6/2022								9.71
5/2/2023	1.24	1.71	25.5	27.1		21.1		6.55

Time Series

Constituent: Fluoride, total (mg/L) Analysis Run 6/16/2023 2:29 PM View: Time Series & Box Plot

Plant Smith Client: FPL Data: Plant Smith CCR

	MW-10	MW-10R	MW-11	MW-11R	MW-12 (bg)	MW-13	MW-13R	MW-14	MW-14R
2/22/2016			0.04 (J)		0.09 (J)				
2/23/2016	0.06 (J)					0.11		0.068 (J)	
4/26/2016	0.04 (J)		<0.1		0.08 (J)				
4/27/2016						0.05 (J)		0.04 (J)	
6/27/2016					0.08 (J)				
6/28/2016	0.04 (J)		<0.1			0.05 (J)		0.04 (J)	
8/29/2016					0.09 (J)	0.05 (J)		0.05 (J)	
8/30/2016	0.04 (J)		<0.1						
11/1/2016					0.08 (J)				
11/2/2016						0.04 (J)			
11/3/2016	<0.1		<0.1					0.04 (J)	
1/4/2017					0.1				
1/5/2017	0.04 (J)		<0.1			0.06 (J)		0.04 (J)	
3/10/2017					0.1				
3/11/2017	<0.1		<0.1			<0.1		<0.1	
5/11/2017					0.1				
5/12/2017	<0.1		<0.1			0.06 (J)		0.05 (J)	
10/12/2017					0.12				
10/13/2017	<0.1		<0.1			0.04		0.05	
3/20/2018					0.12				
3/21/2018			0.05 (J)						
3/22/2018	<0.1					0.04 (J)		0.07 (J)	
6/6/2018					0.12				
6/7/2018	<0.1		<0.1			0.05 (J)		0.08 (J)	
11/19/2018					0.13	0.04 (J)		0.08 (J)	
11/20/2018	<0.1		<0.1						
3/11/2019	<0.1		0.05 (J)		0.12			0.11	
3/12/2019						0.24			
5/28/2019					0.13				
5/29/2019			<0.1			0.04 (J)			
5/30/2019	0.05 (J)							0.09 (J)	
11/18/2019	0.04 (I)		<0.1		0.14				
11/19/2019						0.04 (I)		0.1	
5/5/2020					0.15 (V)				
5/6/2020	0.04 (J)		<0.1						
5/7/2020						0.04 (J)		0.09 (J)	
9/29/2020					0.15				
2/9/2021					0.11				
9/16/2021					0.11				
4/14/2022		0.09 (J)			0.12				
4/15/2022							0.08 (J)		0.29
9/1/2022					<1				
9/2/2022		<0.1		0.43 (J)			<0.1		0.33 (J)
4/6/2023		<0.1					<0.1		
4/10/2023				0.26	0.11				0.32

ND substitution: RL or RL/2 if <15% NDs.

Time Series

Constituent: Fluoride, total (mg/L) Analysis Run 6/16/2023 2:29 PM View: Time Series & Box Plot

Plant Smith Client: FPL Data: Plant Smith CCR

	MW-2 (bg)	MW-3 (bg)	MW-6	MW-7	MW-8	MW-8R	MW-9	MW-9R
2/22/2016	0.06 (J)	0.04 (J)						
2/23/2016			0.085 (J)	0.047 (J)	<0.1		0.077 (J)	
4/25/2016	0.04 (J)	<0.1						
4/26/2016			0.05 (J)	0.04 (J)				
4/27/2016					<0.1		0.04 (J)	
6/27/2016	0.04 (J)	<0.1						
6/28/2016			0.05 (J)	<0.1	<0.1		0.04 (J)	
8/29/2016	0.16	0.04 (J)	<0.1	0.04 (J)	<0.1			
8/30/2016							0.04 (J)	
11/1/2016	0.17	<0.1						
11/2/2016			<0.1	<0.1	<0.1			
11/3/2016							0.04 (J)	
1/4/2017	0.23	<0.1						
1/5/2017			<0.1	<0.1	<0.1		0.04 (J)	
3/10/2017	0.21	<0.1						
3/11/2017			0.04 (J)	<0.1	<0.1		<0.1	
5/11/2017	0.23	<0.1	0.04 (J)					
5/12/2017				0.04 (J)	<0.1		<0.1	
10/12/2017	0.27	<0.1	0.04	<0.1				
10/13/2017					<0.1		0.04	
3/20/2018		<0.1						
3/21/2018	0.28		0.05 (J)	<0.1				
3/22/2018					<0.1			
3/23/2018							<0.1	
6/6/2018	0.19	0.04 (J)						
6/7/2018					<0.1		0.05 (J)	
6/8/2018			0.05 (J)	<0.1				
11/19/2018	0.12	0.04 (J)	0.04 (J)	<0.1	<0.1			
11/20/2018							<0.1	
3/11/2019	0.08 (J)	0.04 (J)			<0.1		0.04 (J)	
3/12/2019			0.05 (J)	<0.1				
5/28/2019	0.13	0.04 (J)						
5/29/2019			0.05 (J)	<0.1				
5/30/2019					<0.1		0.05 (J)	
11/18/2019	0.17	<0.1	0.05 (I)					
11/19/2019				<0.1	<0.1		0.04 (I)	
5/5/2020	0.09 (J)	0.05 (J)						
5/6/2020			<0.1	<0.1			0.04 (J)	
5/7/2020					<0.1			
9/29/2020	0.06	<0.1						
9/30/2020			<0.1	<0.1				
2/9/2021	0.06 (I)	<0.1	0.04 (I)	<0.1				
9/16/2021	<1	<0.1						
9/17/2021			<0.1	<0.1				
4/14/2022	0.14	<0.1	<0.1	<0.1		<0.1		0.08 (J)
9/1/2022	<1	<0.1						
9/2/2022			<0.1	<0.1		<0.1		
9/6/2022								<0.1
4/6/2023			<0.1			<0.1		
4/10/2023	0.13	<0.1		<0.1				<0.1

ND substitution: RL or RL/2 if <15% NDs.

Time Series

Constituent: Lead (mg/L) Analysis Run 6/16/2023 2:29 PM View: Time Series & Box Plot

Plant Smith Client: FPL Data: Plant Smith CCR

	MW-10	MW-10R	MW-11	MW-11R	MW-12 (bg)	MW-13	MW-13R	MW-14	MW-14R
2/22/2016			<0.00025		<0.0013				
2/23/2016	<0.00025					<0.00025		<0.00025	
4/26/2016	<0.00025		<0.00025		<0.0013				
4/27/2016						<0.00025		<0.00025	
6/27/2016					<0.0013				
6/28/2016	<0.00025		<0.00025			<0.00025		<0.00025	
8/29/2016					<0.0013	<0.00025		<0.00025	
8/30/2016	<0.00025		<0.00025						
11/1/2016					<0.0013				
11/2/2016						<0.00025			
11/3/2016	<0.00025		<0.00025					<0.00025	
1/4/2017					<0.0013				
1/5/2017	<0.00025		<0.00025			<0.00025		<0.00025	
3/10/2017					<0.0013				
3/11/2017	<0.00025		<0.00025			<0.00025		<0.00025	
5/11/2017					<0.0013				
5/12/2017	<0.00025		<0.00025			<0.00025		<0.00025	
3/20/2018					<0.0013				
3/21/2018			<0.00025						
3/22/2018	<0.00025					<0.00025		<0.00025	
3/11/2019	0.0093		<0.00025		<0.0013			<0.00025	
3/12/2019						<0.00025			
5/28/2019					<0.0013				
5/29/2019			0.0013			<0.00025			
5/30/2019	<0.00025							<0.00025	
11/18/2019	<0.00025		<0.00025		<0.0013				
11/19/2019						<0.00025		<0.00025	
5/5/2020					<0.0013				
5/6/2020	<0.00025		<0.00025						
5/7/2020						<0.00025		<0.00025	
9/29/2020					<0.0013				
2/9/2021					<0.0013				
9/16/2021					<0.0013				
4/14/2022		<0.0013			<0.0013				
4/15/2022							<0.0013		<0.0013
9/1/2022					<0.0013				
9/2/2022		<0.0013		<0.0013			<0.0013		<0.0013
4/10/2023		<0.0013		<0.0013	<0.0013		<0.0013		<0.0013

ND substitution: RL or RL/2 if <15% NDs.

Time Series

Constituent: Lead (mg/L) Analysis Run 6/16/2023 2:29 PM View: Time Series & Box Plot

Plant Smith Client: FPL Data: Plant Smith CCR

	MW-2 (bg)	MW-3 (bg)	MW-6	MW-7	MW-8	MW-8R	MW-9	MW-9R
2/22/2016	<0.0013	<0.0013						
2/23/2016			<0.0013	<0.0013	<0.00025		<0.00025	
4/25/2016	<0.0013	<0.0013						
4/26/2016			<0.0013	<0.0013				
4/27/2016					<0.00025		<0.00025	
6/27/2016	<0.0013	<0.0013						
6/28/2016			<0.0013	<0.0013	<0.00025		<0.00025	
8/29/2016	<0.0013	0.00039 (J)	<0.0013	<0.0013	<0.00025			
8/30/2016							<0.00025	
11/1/2016	<0.0013	<0.0013						
11/2/2016			<0.0013	<0.0013	<0.00025			
11/3/2016							<0.00025	
1/4/2017	<0.0013	0.00039 (J)						
1/5/2017			<0.0013	<0.0013	<0.00025		<0.00025	
3/10/2017	<0.0013	<0.0013						
3/11/2017			<0.0013	<0.0013	<0.00025		<0.00025	
5/11/2017	<0.0013	<0.0013	<0.0013					
5/12/2017				<0.0013	<0.00025		<0.00025	
3/20/2018		<0.0013						
3/21/2018	<0.0013		<0.0013	<0.0013				
3/22/2018					<0.00025			
3/23/2018							<0.00025	
3/11/2019	<0.0013	<0.0013			<0.00025		<0.00025	
3/12/2019			<0.0013	<0.0013				
5/28/2019	<0.0013	<0.0013						
5/29/2019			<0.0013	<0.0013				
5/30/2019					<0.00025		<0.00025	
11/18/2019	<0.0013	<0.0013	<0.0013					
11/19/2019				<0.0013	<0.00025		<0.00025	
5/5/2020	<0.0013	<0.0013						
5/6/2020			<0.0013	<0.0013			<0.00025	
5/7/2020					<0.00025			
9/29/2020	<0.0013	<0.0013						
9/30/2020			<0.0013	<0.0013				
2/9/2021	<0.0013	<0.0013	<0.0013	<0.0013				
9/16/2021	<0.0013	<0.0013						
9/17/2021			<0.0013	<0.0013				
4/14/2022	<0.0013	<0.0013	<0.0013	<0.0013		<0.0013		<0.0013
9/1/2022	<0.0013	<0.0013						
9/2/2022			<0.0013	<0.0013		<0.0013		
9/6/2022								<0.0013
4/9/2023			<0.0013					
4/10/2023	<0.0013	<0.0013		<0.0013		<0.0013		<0.0013

ND substitution: RL or RL/2 if <15% NDs.

Time Series

Constituent: Lithium (mg/L) Analysis Run 6/16/2023 2:29 PM View: Time Series & Box Plot

Plant Smith Client: FPL Data: Plant Smith CCR

	MW-10	MW-10R	MW-11	MW-11R	MW-12 (bg)	MW-13	MW-13R	MW-14	MW-14R
2/22/2016			<0.001		<0.013				
2/23/2016	<0.05					0.17		<0.05	
4/26/2016	<0.05		<0.001		0.025				
4/27/2016						0.17		<0.05	
6/27/2016					0.0085				
6/28/2016	0.0069		<0.001			0.18		<0.05	
8/29/2016					0.01	0.19		<0.05	
8/30/2016	0.0069		<0.001						
11/1/2016					0.011				
11/2/2016						0.19			
11/3/2016	0.0067		<0.001					<0.05	
1/4/2017					0.012				
1/5/2017	0.0049 (J)		<0.001			0.21		<0.05	
3/10/2017					0.011				
3/11/2017	0.006		0.0044 (J)			0.19		<0.05	
5/11/2017					0.0098				
5/12/2017	0.0044 (J)		<0.001			0.28		<0.05	
3/20/2018					0.016				
3/21/2018			0.012						
3/22/2018	0.0065					0.25		0.0013 (J)	
6/6/2018					0.011				
6/7/2018	0.0054		0.0038 (J)			0.2		<0.05	
11/19/2018					0.011	0.26		<0.05	
11/20/2018	0.0048 (J)		0.011						
3/11/2019	0.0051		0.0058		0.014			0.002 (J)	
3/12/2019						0.19			
5/28/2019					0.013				
5/29/2019			0.0021 (J)			0.18			
5/30/2019	0.0051							0.0026 (J)	
11/18/2019	<0.05		<0.001		0.015				
11/19/2019						0.16		<0.05	
5/5/2020					0.014				
5/6/2020	0.0071		<0.001						
5/7/2020						0.15		0.0037	
9/29/2020					0.017				
2/9/2021					0.012				
9/16/2021					0.17 (O)				
4/14/2022		<0.005			0.011				
4/15/2022							<0.005		0.15
9/1/2022					0.012				
9/2/2022		0.0064		0.018			0.008		0.18
4/10/2023		<0.005		0.076	0.012		<0.005		0.15

ND substitution: RL or RL/2 if <15% NDs.

Time Series

Constituent: Lithium (mg/L) Analysis Run 6/16/2023 2:29 PM View: Time Series & Box Plot

Plant Smith Client: FPL Data: Plant Smith CCR

	MW-2 (bg)	MW-3 (bg)	MW-6	MW-7	MW-8	MW-8R	MW-9	MW-9R
2/22/2016	<0.005	<0.013						
2/23/2016			0.029	<0.005	<0.05		0.016	
4/25/2016	<0.005	0.013						
4/26/2016			0.019 (J)	<0.005				
4/27/2016					<0.05		<0.05	
6/27/2016	<0.005	0.01						
6/28/2016			0.02	<0.005	0.0089		0.0072	
8/29/2016	<0.005	0.013	<0.1	<0.005	0.008			
8/30/2016							0.0071	
11/1/2016	0.0087	0.013						
11/2/2016			0.013	<0.005	0.0078			
11/3/2016							0.0055	
1/4/2017	0.0079	0.012						
1/5/2017			0.0047 (J)	<0.005	0.0081		0.0049 (J)	
3/10/2017	0.0049 (J)	0.013						
3/11/2017			0.018	<0.005	0.007		0.0067	
5/11/2017	0.0073	0.0096	0.011					
5/12/2017				<0.005	0.0067		0.0048 (J)	
3/20/2018		0.016						
3/21/2018	0.012		0.019	0.0023 (J)				
3/22/2018					0.011			
3/23/2018							0.0056	
6/6/2018	0.0051	0.011						
6/7/2018					0.0076		0.0026 (J)	
6/8/2018			0.014	0.0018 (J)				
11/19/2018	0.0028 (J)	0.011	0.024	0.0047 (J)	0.015			
11/20/2018							0.0013 (J)	
3/11/2019	0.0024 (J)	0.013			0.0075		0.0023 (J)	
3/12/2019			0.017	0.002 (J)				
5/28/2019	0.0012 (J)	0.011						
5/29/2019			0.012	0.002 (J)				
5/30/2019					0.0089		0.0028 (J)	
11/18/2019	0.0032	0.011	0.028 (I)					
11/19/2019				<0.005	<0.05		<0.05	
5/5/2020	0.0019	0.013						
5/6/2020			0.0085	0.0019			0.0034	
5/7/2020					0.011			
9/29/2020	<0.005	0.011						
9/30/2020			0.01	<0.005				
2/9/2021	<0.005	0.0082	0.015 (I)	<0.005				
9/16/2021	<0.005	0.014						
9/17/2021			0.012	<0.005				
4/14/2022	<0.005	0.01	<0.1	<0.005		<0.005		<0.005
9/1/2022	<0.005	0.01						
9/2/2022			0.017	<0.005		0.0054		
9/6/2022								0.006
4/9/2023			0.013					
4/10/2023	<0.005	0.01		<0.005		<0.005		<0.005

ND substitution: RL or RL/2 if <15% NDs.

Time Series

Constituent: Mercury (mg/L) Analysis Run 6/16/2023 2:29 PM View: Time Series & Box Plot

Plant Smith Client: FPL Data: Plant Smith CCR

	MW-10	MW-10R	MW-11	MW-11R	MW-12 (bg)	MW-13	MW-13R	MW-14	MW-14R
2/22/2016			<0.0002		<0.0002				
2/23/2016	8.9E-05 (J)					<0.0002 (*)		<0.0002	
4/26/2016	<0.0002		<0.0002		<0.0002				
4/27/2016						<0.0002		<0.0002	
6/27/2016					<0.0002				
6/28/2016	<0.0002		<0.0002			<0.0002		<0.0002	
8/29/2016					<0.0002	<0.0002		<0.0002	
8/30/2016	<0.0002		<0.0002						
11/1/2016					<0.0002				
11/2/2016						<0.0002			
11/3/2016	<0.0002		<0.0002					<0.0002	
1/4/2017					<0.0002				
1/5/2017	<0.0002		<0.0002			<0.0002		<0.0002	
3/10/2017					<0.0002				
3/11/2017	<0.0002		<0.0002			<0.0002		<0.0002	
5/11/2017					<0.0002				
5/12/2017	<0.0002		<0.0002			<0.0002		<0.0002	
3/20/2018					<0.0002				
3/21/2018			<0.0002						
3/22/2018	<0.0002					<0.0002		<0.0002	
3/11/2019	<0.0002		<0.0002		<0.0002			<0.0002	
3/12/2019						<0.0002			
5/5/2020					<0.0002				
5/6/2020	<0.0002		<0.0002						
5/7/2020						<0.0002		<0.0002	
9/29/2020					<0.0002				
2/9/2021					<0.0002				
9/16/2021					<0.0002				
4/14/2022		<0.0002			<0.0002				
4/15/2022							<0.0002		<0.0002
9/1/2022					<0.0002				
9/2/2022		<0.0002		<0.0002			<0.0002		<0.0002
4/6/2023		<0.0002		<0.0002	<0.0002		<0.0002		<0.0002

ND substitution: RL or RL/2 if <15% NDs.

Time Series

Constituent: Mercury (mg/L) Analysis Run 6/16/2023 2:29 PM View: Time Series & Box Plot

Plant Smith Client: FPL Data: Plant Smith CCR

	MW-2 (bg)	MW-3 (bg)	MW-6	MW-7	MW-8	MW-8R	MW-9	MW-9R
2/22/2016	<0.0002	<0.0002						
2/23/2016			<0.0002 (*)	<0.0002	<0.0002 (*)		<0.0002 (*)	
4/25/2016	<0.0002	<0.0002						
4/26/2016			<0.0002	<0.0002				
4/27/2016					<0.0002		<0.0002	
6/27/2016	<0.0002	7.1E-05 (J)						
6/28/2016			<0.0002	<0.0002	<0.0002		<0.0002	
8/29/2016	<0.0002	<0.0002	<0.0002	<0.0002	<0.0002			
8/30/2016							<0.0002	
11/1/2016	<0.0002	<0.0002						
11/2/2016			<0.0002	<0.0002	<0.0002			
11/3/2016							<0.0002	
1/4/2017	<0.0002	<0.0002						
1/5/2017			<0.0002	<0.0002	<0.0002		<0.0002	
3/10/2017	<0.0002	<0.0002						
3/11/2017			<0.0002	<0.0002	<0.0002		<0.0002	
5/11/2017	<0.0002	<0.0002	<0.0002					
5/12/2017				<0.0002	<0.0002		<0.0002	
3/20/2018		<0.0002						
3/21/2018	<0.0002		<0.0002	<0.0002				
3/22/2018					<0.0002			
3/23/2018							<0.0002	
3/11/2019	<0.0002	<0.0002			<0.0002		<0.0002	
3/12/2019			<0.0002	<0.0002				
5/5/2020	<0.0002	<0.0002						
5/6/2020			<0.0002	<0.0002			<0.0002	
5/7/2020					<0.0002			
9/29/2020	<0.0002	<0.0002						
9/30/2020			<0.0002	<0.0002				
2/9/2021	<0.0002	<0.0002	<0.0002	<0.0002				
9/16/2021	<0.0002	<0.0002						
9/17/2021			<0.0002	<0.0002				
4/14/2022	<0.0002	<0.0002	<0.0002	<0.0002		<0.0002		<0.0002
9/1/2022	<0.0002	<0.0002						
9/2/2022			<0.0002	<0.0002		<0.0002		
9/6/2022								<0.0002
4/6/2023	<0.0002	<0.0002	<0.0002	<0.0002		<0.0002		<0.0002

ND substitution: RL or RL/2 if <15% NDs.

Time Series

Constituent: Molybdenum (mg/L) Analysis Run 6/16/2023 2:29 PM View: Time Series & Box Plot

Plant Smith Client: FPL Data: Plant Smith CCR

	MW-10	MW-10R	MW-11	MW-11R	MW-12 (bg)	MW-13	MW-13R	MW-14	MW-14R
2/22/2016			0.0089 (J)		<0.015				
2/23/2016	0.0031 (J)					0.03 (J)		0.0083 (J)	
4/26/2016	<0.003		0.0098 (J)		<0.015				
4/27/2016						0.028 (J)		0.019 (J)	
6/27/2016					<0.015				
6/28/2016	0.0027 (J)		0.0098 (J)			0.0058 (J)		0.017	
8/29/2016					<0.015	0.029		0.015	
8/30/2016	0.0027 (J)		0.012 (J)						
11/1/2016					<0.015				
11/2/2016						0.0066 (J)			
11/3/2016	0.00097 (J)		0.013 (J)					0.014 (J)	
1/4/2017					<0.015				
1/5/2017	0.0041 (J)		0.017			0.0094 (J)		0.018	
3/10/2017					<0.015				
3/11/2017	<0.003 (*)		<0.016 (*)			0.028		0.016	
5/11/2017					<0.015				
5/12/2017	<0.003 (*)		0.018			<0.015 (*)		0.015	
3/20/2018					<0.015				
3/21/2018			0.017						
3/22/2018	0.0018 (J)					0.033		0.017	
6/6/2018					<0.015				
6/7/2018	0.001 (J)		0.013 (J)			0.042		0.016	
11/19/2018					<0.015	0.02		0.013 (J)	
11/20/2018	0.0028 (J)		0.0069 (J)						
3/11/2019	<0.003		0.0082 (J)		<0.015			0.017	
3/12/2019						0.017			
5/28/2019					<0.015				
5/29/2019			0.0086 (J)			0.01 (J)			
5/30/2019	<0.003							0.017	
11/18/2019	<0.003		0.022		<0.015				
11/19/2019						0.019		0.022	
5/5/2020					<0.015				
5/6/2020	<0.003		0.032						
5/7/2020						0.0085		0.094	
9/29/2020					<0.015				
2/9/2021					<0.015				
9/16/2021					<0.015				
4/14/2022		<0.015			<0.015				
4/15/2022							0.002 (J)		0.0093 (J)
9/1/2022					<0.015				
9/2/2022		<0.015		0.0036 (J)			0.0093 (J)		0.0094 (J)
4/10/2023		<0.015		0.0071 (J)	<0.015		0.023		0.007 (J)

ND substitution: RL or RL/2 if <15% NDs.

Time Series

Constituent: Molybdenum (mg/L) Analysis Run 6/16/2023 2:29 PM View: Time Series & Box Plot

Plant Smith Client: FPL Data: Plant Smith CCR

	MW-2 (bg)	MW-3 (bg)	MW-6	MW-7	MW-8	MW-8R	MW-9	MW-9R
2/22/2016	<0.015	<0.015						
2/23/2016			0.0011 (J)	0.0042 (J)	<0.003		<0.015	
4/25/2016	<0.015	<0.015						
4/26/2016			<0.015	<0.015				
4/27/2016					<0.003		<0.015	
6/27/2016	<0.015	<0.015						
6/28/2016			<0.015	0.0061 (J)	<0.003		<0.015	
8/29/2016	0.0009 (J)	<0.015	<0.015	0.005 (J)	<0.003			
8/30/2016							<0.015	
11/1/2016	<0.015	<0.015						
11/2/2016			<0.015	0.0066 (J)	<0.003			
11/3/2016							<0.015	
1/4/2017	0.0011 (J)	<0.015						
1/5/2017			<0.015	0.0087 (J)	<0.003		0.0014 (J)	
3/10/2017	<0.015 (*)	<0.015						
3/11/2017			<0.015 (*)	<0.015 (*)	<0.003		<0.015	
5/11/2017	<0.015	<0.015	<0.015					
5/12/2017				<0.015 (*)	<0.003		<0.015	
3/20/2018		<0.015						
3/21/2018	<0.015		<0.015	0.0058 (J)				
3/22/2018					<0.003			
3/23/2018							0.0014 (J)	
6/6/2018	<0.015	<0.015						
6/7/2018					<0.003		0.0036 (J)	
6/8/2018			<0.015	0.0067 (J)				
11/19/2018	<0.015	<0.015	<0.015	<0.015	<0.003			
11/20/2018							<0.015	
3/11/2019	<0.015	<0.015			<0.003		0.0056 (J)	
3/12/2019			<0.015	<0.015				
5/28/2019	<0.015	<0.015						
5/29/2019			<0.015	0.0033 (J)				
5/30/2019					<0.003		0.0023 (J)	
11/18/2019	<0.015	<0.015	<0.015					
11/19/2019				0.0068 (I)	<0.003		<0.015	
5/5/2020	<0.015	<0.015						
5/6/2020			<0.015	0.012			0.006	
5/7/2020					<0.003			
9/29/2020	<0.015	<0.015						
9/30/2020			<0.015	0.0061				
2/9/2021	<0.015	<0.015	<0.015	0.017				
9/16/2021	<0.015	<0.015						
9/17/2021			<0.015	<0.015				
4/14/2022	<0.015	<0.015	<0.015	0.0031 (J)		<0.015		<0.015
9/1/2022	<0.015	<0.015						
9/2/2022			<0.015	0.0034 (J)		0.0052 (J)		
9/6/2022								0.0029 (J)
4/9/2023			<0.015					
4/10/2023	<0.015	<0.015		0.01 (J)		0.0091 (J)		0.0042 (J)

ND substitution: RL or RL/2 if <15% NDs.

Time Series

Constituent: pH, Field (SU) Analysis Run 6/16/2023 2:29 PM View: Time Series & Box Plot

Plant Smith Client: FPL Data: Plant Smith CCR

	MW-10	MW-10R	MW-11	MW-11R	MW-12 (bg)	MW-13	MW-13R	MW-14	MW-14R
2/22/2016			6.33 (B01)		6.19 (B01)				
2/23/2016	5.2 (B01)					7.47 (B01)		6.9 (B01)	
4/26/2016	5.24 (B02)		6.27 (B02)		5.99 (B02)				
4/27/2016						7.08 (B02)		6.62 (B02)	
6/27/2016					6.04 (B03)				
6/28/2016	5.25 (B03)		6.76 (B03)			7.15 (B03)		6.69 (B03)	
8/29/2016					6.01 (B04)	6.97 (B04)		6.65 (B04)	
8/30/2016	5.31 (B04)		6.59 (B04)						
11/1/2016					6.03 (B05)				
11/2/2016						6.96 (B05)		6.65 (B05)	
11/3/2016	5.07 (B05)		6.54 (B05)						
1/4/2017					6.1 (B06)				
1/5/2017	5.3 (B06)		6.5 (B06)			7.02 (B06)		6.7 (B06)	
3/10/2017					6.1 (B07)				
3/11/2017	5.24 (B07)		6.32 (B07)			6.97 (B07)		6.63 (B07)	
5/11/2017					5.95 (B08)				
5/12/2017	5.12 (B08)		6.61 (B08)			7.21 (B08)		6.66 (B08)	
10/12/2017					5.9				
10/13/2017	5.33		6.73			6.87		6.68	
6/6/2018					6.04				
6/7/2018	5.35		6.39			6.86		6.88	
11/19/2018					6.11	6.99		6.86	
11/20/2018	5.18		6.35						
3/11/2019	5.24		6.24		6.15			6.92	
3/12/2019						6.96			
5/28/2019					6.62				
5/29/2019			6.4			6.96			
5/30/2019	5.06							6.96	
5/5/2020					6.09				
5/6/2020	5.09		6.78						
5/7/2020						7.14		7.02	
9/29/2020					6.08				
2/9/2021					5.96				
9/16/2021					5.9				
4/14/2022		6.76			6.04				
4/15/2022							5.92		7.65
9/1/2022					6				
9/2/2022		6.49		6.41			5.97		7.5
3/28/2023					5.87				
3/29/2023				6.27			6		7.51
3/30/2023		6.26							

Time Series

Constituent: pH, Field (SU) Analysis Run 6/16/2023 2:29 PM View: Time Series & Box Plot

Plant Smith Client: FPL Data: Plant Smith CCR

	MW-2 (bg)	MW-3 (bg)	MW-6	MW-7	MW-8	MW-8R	MW-9	MW-9R
2/22/2016	6.11 (B01)	5.09 (B01)						
2/23/2016			5.03 (B01)	6.32 (B01)	5.06 (B01)		4.85 (B01)	
4/25/2016	5.65 (B02)	5 (B02)						
4/26/2016			4.68 (B02)	6.36 (B02)				
4/27/2016					4.62 (B02)		5.19 (B02)	
6/27/2016	5.35 (B03)	4.94 (B03)						
6/28/2016			4.82 (B03)	6.09 (B03)	3.85 (B03)		5.29 (B03)	
8/29/2016	7.06 (B04)	5.17 (B04)	5.94 (B04)	6.27 (B04)	4.75 (B04)			
8/30/2016							5.09 (B04)	
11/1/2016	6.65 (B05)	4.91 (B05)						
11/2/2016			5.2 (B05)	6.09 (B05)	4.63 (B05)			
11/3/2016							5.99 (B05)	
1/4/2017	6.88 (B06)	4.99 (B06)						
1/5/2017			5.2 (B06)	6.18 (B06)	4.66 (B06)		5.94 (B06)	
3/10/2017	6.59 (B07)	5.02 (B07)						
3/11/2017			5.05 (B07)	6.34 (B07)	4.66 (B07)		5.62 (B07)	
5/11/2017	6.7 (B08)	4.76 (B08)	4.96 (B08)					
5/12/2017				6.09 (B08)	4.52 (B08)		5.74 (B08)	
10/12/2017	6.66	4.74	5.37	6.13				
10/13/2017					4.46		4.95	
6/6/2018	6.47	4.96						
6/7/2018					4.73		6.52	
6/8/2018			5.25	6.31				
11/19/2018	6.09	4.95	5.26	6.15	3.26			
11/20/2018							6.52	
3/11/2019	6.03	4.97			4.44		6.69	
3/12/2019			5.23	6.14				
5/28/2019	6.29	4.73						
5/29/2019			5.38	6.15				
5/30/2019					4.51		6.58	
5/5/2020	5.91	5.04						
5/6/2020			5.61	6.41			6.75	
5/7/2020					4.66			
9/29/2020	5.73	4.91						
9/30/2020			5.57	6.43				
2/9/2021	5.48	4.87	5.4	6.35				
9/16/2021	5.47	4.98						
9/17/2021			5.17	6.6				
4/14/2022	5.9	4.85	5.52	6.48		6.08		7.05
9/1/2022	5.73	4.91						
9/2/2022			5.2	6.37		6.12		
9/6/2022								6.96
3/28/2023	6	4.85						
3/29/2023			5.21	6.35		6.13		
3/30/2023								6.9

Time Series

Constituent: Selenium (mg/L) Analysis Run 6/16/2023 2:29 PM View: Time Series & Box Plot

Plant Smith Client: FPL Data: Plant Smith CCR

	MW-10	MW-10R	MW-11	MW-11R	MW-12 (bg)	MW-13	MW-13R	MW-14	MW-14R
2/22/2016			<0.0025		<0.0013				
2/23/2016	<0.0025					<0.00025		<0.00025	
4/26/2016	<0.0025		<0.0025		<0.0013				
4/27/2016						<0.00025		<0.00025	
6/27/2016					<0.0013				
6/28/2016	<0.0025 (*)		<0.0025 (*)			<0.00025		<0.00025 (*)	
8/29/2016					<0.0013	<0.00025		0.00024 (J)	
8/30/2016	0.00025 (J)		0.00046 (J)						
11/1/2016					<0.0013				
11/2/2016						0.00044 (J)			
11/3/2016	<0.0025		0.00058 (J)					<0.00025	
1/4/2017					<0.0013				
1/5/2017	0.00041 (J)		0.00051 (J)			0.0009 (J)		<0.00025	
3/10/2017					<0.0013				
3/11/2017	<0.0025		<0.0025 (*)			<0.00025		<0.00025	
5/11/2017					<0.0013				
5/12/2017	<0.0025		<0.0025			<0.00025		<0.00025	
3/20/2018					<0.0013				
3/21/2018			0.00066 (J)						
3/22/2018	<0.0025					<0.00025		<0.00025	
6/6/2018					<0.0013				
6/7/2018	<0.0025		0.0006 (J)			0.00031 (J)		0.00041 (J)	
11/19/2018					<0.0013	<0.00025		<0.00025	
11/20/2018	<0.0025		<0.0025						
3/11/2019	<0.0025		<0.0025		<0.0013			<0.00025	
3/12/2019						<0.00025			
5/5/2020					<0.0013				
5/6/2020	<0.0025		<0.0025						
5/7/2020						<0.00025		<0.00025	
9/29/2020					<0.0013				
2/9/2021					<0.0013				
9/16/2021					0.009 (O)				
4/14/2022		<0.0013			<0.0013				
4/15/2022							<0.0013		<0.0013
9/1/2022					<0.0013				
9/2/2022		<0.0013		0.00089 (J)			<0.0013		<0.0013
4/10/2023		<0.0013		0.0027	<0.0013		<0.0013		<0.0013

ND substitution: RL or RL/2 if <15% NDs.

Time Series

Constituent: Selenium (mg/L) Analysis Run 6/16/2023 2:29 PM View: Time Series & Box Plot

Plant Smith Client: FPL Data: Plant Smith CCR

	MW-2 (bg)	MW-3 (bg)	MW-6	MW-7	MW-8	MW-8R	MW-9	MW-9R
2/22/2016	<0.0013	<0.0013						
2/23/2016			<0.0013	<0.0013	<0.0025		<0.005	
4/25/2016	0.00038 (J)	<0.0013						
4/26/2016			<0.0013	<0.0013				
4/27/2016					<0.0025		<0.005	
6/27/2016	<0.0013	<0.0013						
6/28/2016			<0.0013 (*)	<0.0013 (*)	<0.0025 (*)		<0.005 (*)	
8/29/2016	<0.0013	<0.0013	0.00027 (J)	0.0003 (J)	0.00064 (J)			
8/30/2016							0.00035 (J)	
11/1/2016	<0.0013	<0.0013						
11/2/2016			<0.0013	<0.0013	<0.0025			
11/3/2016							<0.005	
1/4/2017	<0.0013	<0.0013						
1/5/2017			0.0012 (J)	0.00028 (J)	0.00097 (J)		0.00033 (J)	
3/10/2017	<0.0013 (*)	<0.0013						
3/11/2017			<0.0013 (*)	<0.0013	<0.0025		<0.005	
5/11/2017	<0.0013	<0.0013	<0.0013					
5/12/2017				<0.0013	<0.0025		<0.005	
3/20/2018		0.00069 (J)						
3/21/2018	<0.0013		0.00037 (J)	0.00062 (J)				
3/22/2018					0.0003 (J)			
3/23/2018							<0.005	
6/6/2018	<0.0013	0.0003 (J)						
6/7/2018					0.00032 (J)		<0.005	
6/8/2018			0.00025 (J)	0.00028 (J)				
11/19/2018	<0.0013	<0.0013	<0.0013	<0.0013	<0.0025			
11/20/2018							<0.005	
3/11/2019	<0.0013	<0.0013			<0.0025		<0.005	
3/12/2019			<0.0013	<0.0013				
5/5/2020	<0.0013	<0.0013						
5/6/2020			<0.0013	<0.0013			<0.005	
5/7/2020					<0.0025			
9/29/2020	<0.0013	<0.0013						
9/30/2020			<0.0013	<0.0013				
2/9/2021	<0.0013	<0.0013	<0.0013	<0.0013				
9/16/2021	<0.0013	<0.0013						
9/17/2021			<0.0013	<0.0013				
4/14/2022	<0.0013	<0.0013	<0.0013	<0.0013		<0.0013		<0.0013
9/1/2022	<0.0013	<0.0013						
9/2/2022			<0.0013	<0.0013		0.0012 (J)		
9/6/2022								0.0022
4/9/2023			<0.0013					
4/10/2023	0.001 (J)	<0.0013		<0.0013		<0.0013		0.0012 (J)

ND substitution: RL or RL/2 if <15% NDs.

Time Series

Constituent: Sulfate as SO4 (mg/L) Analysis Run 6/16/2023 2:29 PM View: Time Series & Box Plot

Plant Smith Client: FPL Data: Plant Smith CCR

	MW-10	MW-10R	MW-11	MW-11R	MW-12 (bg)	MW-13	MW-13R	MW-14	MW-14R
2/22/2016			350		<5				
2/23/2016	590					730		450	
4/26/2016	1000		390		<5				
4/27/2016						1200		670	
6/27/2016					1.6 (J)				
6/28/2016	860		330			1200		580	
8/29/2016					<5	1300		620	
8/30/2016	910		350						
11/1/2016					<5				
11/2/2016						31			
11/3/2016	560		330					570	
1/4/2017					<5				
1/5/2017	900		350			1100		650	
3/10/2017					<5				
3/11/2017	920		320			1300		690	
5/11/2017					<5				
5/12/2017	770		170 (J)			750		560	
10/12/2017					<5				
10/13/2017	790		220			1000		650	
3/20/2018					1.8 (J)				
3/21/2018			240						
3/22/2018	810					970		590	
6/6/2018					2.3 (J)				
6/7/2018	830		240			840		590	
11/19/2018					2.2 (J)	810		720	
11/20/2018	830		250						
3/11/2019	860		310		1.5 (J)			640	
3/12/2019						880			
5/28/2019					3 (J)				
5/29/2019			350			830			
5/30/2019	800							550	
11/18/2019	660		340		<5				
11/19/2019						670		65 (I)	
5/5/2020					<5				
5/6/2020	640		270						
5/7/2020						530		490	
9/29/2020					3.3				
2/9/2021					<5				
9/16/2021					<5				
4/14/2022		880			18				
4/15/2022							610		140
9/1/2022					19				
9/2/2022		900		350			600		140

ND substitution: RL or RL/2 if <15% NDs.

Time Series

Constituent: Sulfate as SO4 (mg/L) Analysis Run 6/16/2023 2:29 PM View: Time Series & Box Plot

Plant Smith Client: FPL Data: Plant Smith CCR

	MW-2 (bg)	MW-3 (bg)	MW-6	MW-7	MW-8	MW-8R	MW-9	MW-9R
2/22/2016	6.3	<5						
2/23/2016			480	320	630		570	
4/25/2016	6.1	1.4 (J)						
4/26/2016			780	570				
4/27/2016					1000		880	
6/27/2016	6.6	<5						
6/28/2016			680	580	910		780	
8/29/2016	4.5 (J)	<5	470 (J)	630	970			
8/30/2016							820	
11/1/2016	<5	<5						
11/2/2016			530	570	580			
11/3/2016							510	
1/4/2017	<5 (*)	<5 (*)						
1/5/2017			490	640	950		830	
3/10/2017	2.3 (J)	<5						
3/11/2017			660	710	990		840	
5/11/2017	<5	<5	570					
5/12/2017				600	840		670	
10/12/2017	<5	<5	520	670				
10/13/2017					910		760	
3/20/2018		<5						
3/21/2018	<5		530	720				
3/22/2018					900			
3/23/2018							630	
6/6/2018	4.8 (J)	<5						
6/7/2018					910		640	
6/8/2018			560	750				
11/19/2018	4.4 (J)	7.473 (D)	520	910	960			
11/20/2018							580	
3/11/2019	5.2	<5			920		560	
3/12/2019			510	870				
5/28/2019	4.3 (J)	<5						
5/29/2019			460	870				
5/30/2019					940		550	
11/18/2019	2.8 (I)	<5	350					
11/19/2019				650	720		1100 (I)	
5/5/2020	4.4 (J)	<5						
5/6/2020			320	550			440	
5/7/2020					760			
9/29/2020	4.8	<5						
9/30/2020			430	630				
2/9/2021	9.2	<5	360	420				
9/16/2021	5	<5						
9/17/2021			300	320				
4/14/2022	9.6	3 (J)	370	520		810		530
9/1/2022	4.5 (J)	1.4 (J)						
9/2/2022			390	580		910		
9/6/2022								620

ND substitution: RL or RL/2 if <15% NDs.

Time Series

Constituent: Thallium (mg/L) Analysis Run 6/16/2023 2:29 PM View: Time Series & Box Plot

Plant Smith Client: FPL Data: Plant Smith CCR

	MW-10	MW-10R	MW-11	MW-11R	MW-12 (bg)	MW-13	MW-13R	MW-14	MW-14R
2/22/2016			<0.0001		<0.0005				
2/23/2016	<0.0001					<0.0001		<0.0001	
4/26/2016	<0.0001		<0.0001		<0.0005				
4/27/2016						<0.0001		<0.0001	
6/27/2016					<0.0005				
6/28/2016	<0.0001		<0.0001			<0.0001		<0.0001	
8/29/2016					<0.0005	<0.0001		<0.0001	
8/30/2016	<0.0001		<0.0001						
11/1/2016					<0.0005				
11/2/2016						<0.0001			
11/3/2016	<0.0001		<0.0001					<0.0001	
1/4/2017					<0.0005				
1/5/2017	<0.0001		<0.0001			<0.0001		<0.0001	
3/10/2017					<0.0005				
3/11/2017	<0.0001		<0.0001			<0.0001		<0.0001	
5/11/2017					<0.0005				
5/12/2017	<0.0001		<0.0001			<0.0001		<0.0001	
3/20/2018					<0.0005				
3/21/2018			<0.0001						
3/22/2018	<0.0001					<0.0001		<0.0001	
3/11/2019	<0.0001		<0.0001		<0.0005			<0.0001	
3/12/2019						<0.0001			
5/5/2020					<0.0005				
5/6/2020	<0.0001		<0.0001						
5/7/2020						<0.0001		<0.0001	
9/29/2020					<0.0005				
2/9/2021					<0.0005				
9/16/2021					0.0043 (O)				
4/14/2022		<0.0005			<0.0005				
4/15/2022							<0.0005		<0.0005
9/1/2022					<0.0005				
9/2/2022		<0.0005		<0.0005			<0.0005		<0.0005
4/10/2023		<0.0005		<0.0005	<0.0005		<0.0005		<0.0005

ND substitution: RL or RL/2 if <15% NDs.

Time Series

Constituent: Thallium (mg/L) Analysis Run 6/16/2023 2:29 PM View: Time Series & Box Plot

Plant Smith Client: FPL Data: Plant Smith CCR

	MW-2 (bg)	MW-3 (bg)	MW-6	MW-7	MW-8	MW-8R	MW-9	MW-9R
2/22/2016	<0.0005	<0.0005						
2/23/2016			<0.0005	<0.0005	<0.0001		<0.0001	
4/25/2016	<0.0005	<0.0005						
4/26/2016			<0.0005	<0.0005				
4/27/2016					<0.0001		<0.0001	
6/27/2016	<0.0005	<0.0005						
6/28/2016			<0.0005	<0.0005	<0.0001		<0.0001	
8/29/2016	<0.0005	<0.0005	<0.0005	<0.0005	<0.0001			
8/30/2016							<0.0001	
11/1/2016	<0.0005	<0.0005						
11/2/2016			<0.0005	<0.0005	<0.0001			
11/3/2016							<0.0001	
1/4/2017	<0.0005	<0.0005						
1/5/2017			<0.0005	<0.0005	<0.0001		<0.0001	
3/10/2017	<0.0005	<0.0005						
3/11/2017			<0.0005	<0.0005	<0.0001		<0.0001	
5/11/2017	<0.0005	<0.0005	<0.0005					
5/12/2017				<0.0005	<0.0001		<0.0001	
3/20/2018		<0.0005						
3/21/2018	<0.0005		<0.0005	<0.0005				
3/22/2018					<0.0001			
3/23/2018							<0.0001	
3/11/2019	<0.0005	<0.0005			<0.0001		<0.0001	
3/12/2019			<0.0005	<0.0005				
5/5/2020	<0.0005	<0.0005						
5/6/2020			<0.0005	<0.0005			<0.0001	
5/7/2020					<0.0001			
9/29/2020	<0.0005	<0.0005						
9/30/2020			<0.0005	<0.0005				
2/9/2021	<0.0005	<0.0005	<0.0005	<0.0005				
9/16/2021	<0.0005	<0.0005						
9/17/2021			<0.0005	<0.0005				
4/14/2022	<0.0005	<0.0005	<0.0005	<0.0005		<0.0005		<0.0005
9/1/2022	<0.0005	<0.0005						
9/2/2022			<0.0005	<0.0005		<0.0005		
9/6/2022								<0.0005
4/9/2023			<0.0005					
4/10/2023	<0.0005	<0.0005		<0.0005		<0.0005		<0.0005

ND substitution: RL or RL/2 if <15% NDs.

Time Series

Constituent: Total Dissolved Solids [TDS] (mg/L) Analysis Run 6/16/2023 2:29 PM View: Time Series & Box Plot

Plant Smith Client: FPL Data: Plant Smith CCR

	MW-10	MW-10R	MW-11	MW-11R	MW-12 (bg)	MW-13	MW-13R	MW-14	MW-14R
2/22/2016			5200		410				
2/23/2016	7100					9200		4900	
5/11/2016	6600		5700		410	11000			
5/12/2016								5100	
6/27/2016					4200 (O)				
6/28/2016	6900		5100			5400		5400	
8/29/2016					490	11000		4800	
8/30/2016	6800		4600						
11/1/2016					540				
11/2/2016						11000			
11/3/2016	6900		4400					5500	
1/4/2017					520				
1/5/2017	5900		3800			11000		4700	
3/10/2017					490				
3/11/2017	5700		4400			8900		5000	
5/11/2017					490				
5/12/2017	6200		3600			9600		5600	
10/12/2017					470				
10/13/2017	6400		3000			9600		5000	
3/20/2018					510				
3/21/2018			3600						
3/22/2018	6800					11000		4800	
6/6/2018					460				
6/7/2018	5800		3400			8200		4200	
11/19/2018					490	8600		4900	
11/20/2018	6000		4100						
3/11/2019	6400		6000		440			45500 (OD)	
3/12/2019						9600			
5/28/2019					540				
5/29/2019			5600			9200			
5/30/2019	5900							4300	
11/18/2019	6300		6900		560				
11/19/2019						8500		4200	
5/5/2020					430				
5/6/2020	5400		5200						
5/7/2020						9100		4400	
9/29/2020					580				
2/9/2021					500				
9/16/2021					430				
4/14/2022		6000			480				
4/15/2022							6800		140
9/1/2022					530				
9/2/2022		5800		4600			6000		660
3/31/2023		580		4700	600		3900		480

Time Series

Constituent: Total Dissolved Solids [TDS] (mg/L) Analysis Run 6/16/2023 2:29 PM View: Time Series & Box Plot

Plant Smith Client: FPL Data: Plant Smith CCR

	MW-2 (bg)	MW-3 (bg)	MW-6	MW-7	MW-8	MW-8R	MW-9	MW-9R
2/22/2016	74	46						
2/23/2016			7600	3700	7800		5800	
5/11/2016	200	42	7500	3700				
5/12/2016					8100		6100	
6/27/2016	42	24						
6/28/2016			7600	3700	6900		5900	
8/29/2016	200	42	5100	3300	7900			
8/30/2016							6400	
11/1/2016	220	64						
11/2/2016			6500	3800	7400			
11/3/2016							5000	
1/4/2017	140	44						
1/5/2017			5500	3500	7200		4900	
3/10/2017	160	16						
3/11/2017			7000	3500	7200		5400	
5/11/2017	190	42	6000					
5/12/2017				3300	6400		5200	
10/12/2017	150	30	5500	3000				
10/13/2017					6400		5100	
3/20/2018		12						
3/21/2018	150		5400	3400				
3/22/2018					8100			
3/23/2018							1700	
6/6/2018	160	46						
6/7/2018					6000		4000	
6/8/2018			6100	3200				
11/19/2018	88 (D)	22	5500	6500	7300			
11/20/2018							4400	
3/11/2019	72	12			7300		5200	
3/12/2019			5400	6800				
5/28/2019	140	110						
5/29/2019			5800	8600				
5/30/2019					7700		4600	
11/18/2019	170	52	6000					
11/19/2019				8200	9800		5300	
5/5/2020	54	34						
5/6/2020			5000	6100			5000	
5/7/2020					8100			
9/29/2020	40	36						
9/30/2020			5600	4300				
2/9/2021	130	66	5300	4200				
9/16/2021	50	76						
9/17/2021			5000	5600				
4/14/2022	64	68	4800	5100		5800		3600
9/1/2022	110	56						
9/2/2022			5200	6100		5700		
9/6/2022								4200
3/31/2023	98	92	2700	6200		5900		4200

FIGURE B.

Box & Whiskers Plot

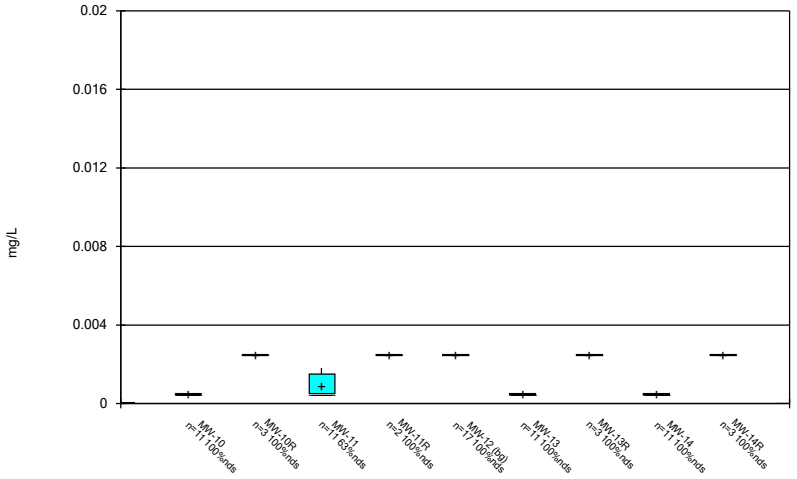

Constituent: Antimony Analysis Run 6/16/2023 2:29 PM View: Time Series & Box Plot
Plant Smith Client: FPL Data: Plant Smith CCR

Sanitas™ v.9.6.37a Sanitas software utilized by Groundwater Stats Consulting. UG

Box & Whiskers Plot

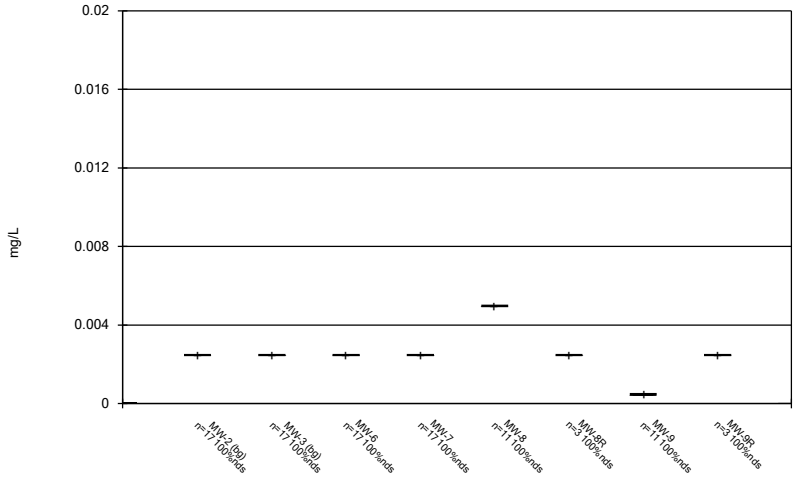

Constituent: Antimony Analysis Run 6/16/2023 2:29 PM View: Time Series & Box Plot
Plant Smith Client: FPL Data: Plant Smith CCR

Sanitas™ v.9.6.37a Sanitas software utilized by Groundwater Stats Consulting. UG

Box & Whiskers Plot

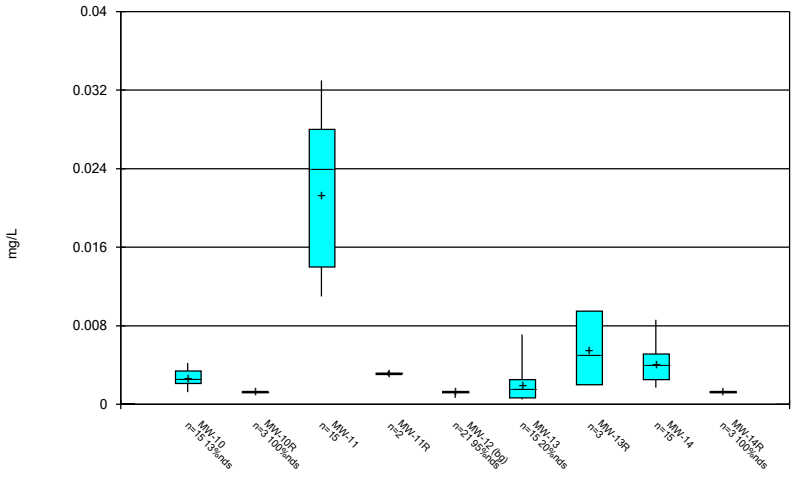

Constituent: Arsenic Analysis Run 6/16/2023 2:29 PM View: Time Series & Box Plot
Plant Smith Client: FPL Data: Plant Smith CCR

Sanitas™ v.9.6.37a Sanitas software utilized by Groundwater Stats Consulting. UG

Box & Whiskers Plot

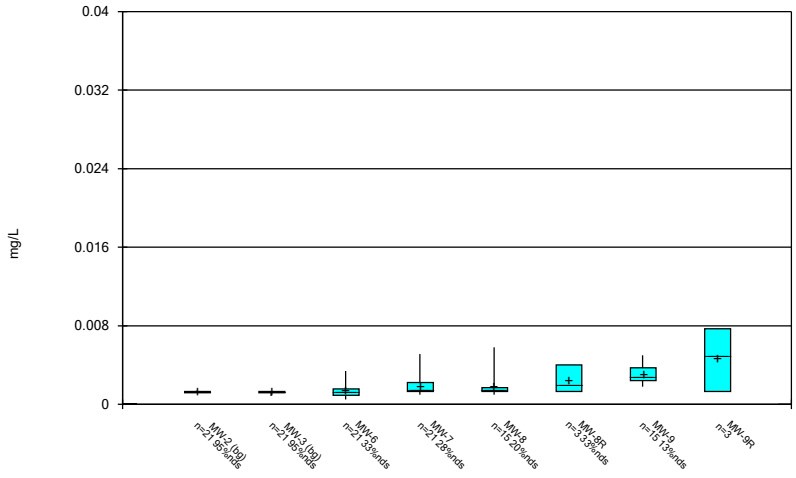

Constituent: Arsenic Analysis Run 6/16/2023 2:29 PM View: Time Series & Box Plot
Plant Smith Client: FPL Data: Plant Smith CCR

Box & Whiskers Plot

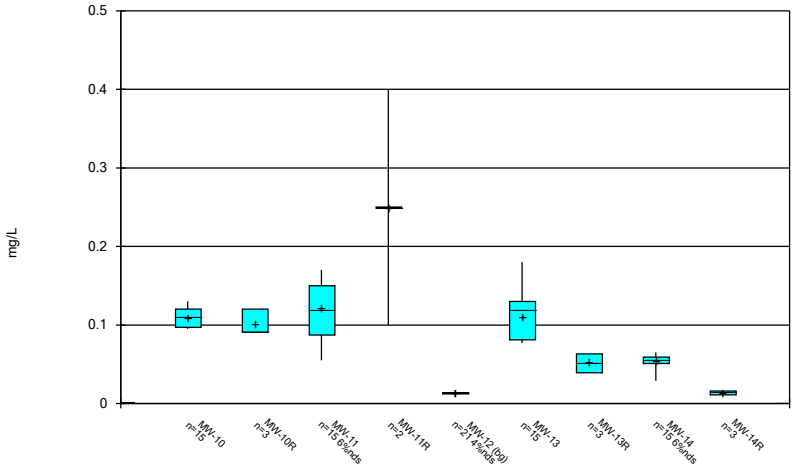

Constituent: Barium Analysis Run 6/16/2023 2:29 PM View: Time Series & Box Plot
Plant Smith Client: FPL Data: Plant Smith CCR

Sanitas™ v.9.6.37a Sanitas software utilized by Groundwater Stats Consulting. UG

Box & Whiskers Plot

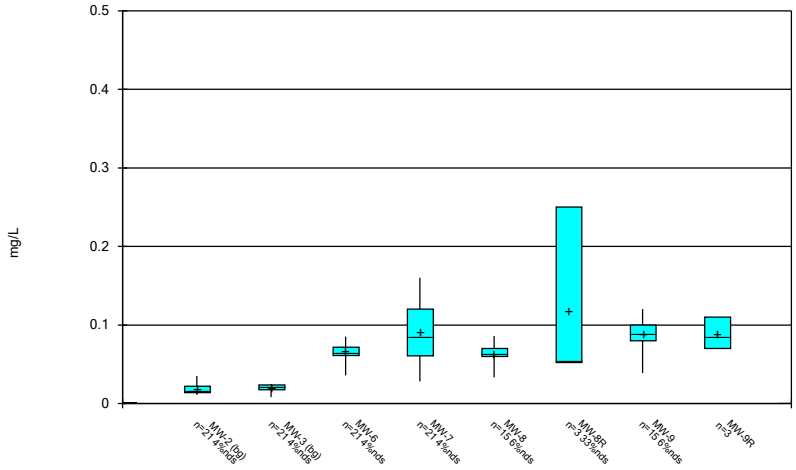

Constituent: Barium Analysis Run 6/16/2023 2:29 PM View: Time Series & Box Plot
Plant Smith Client: FPL Data: Plant Smith CCR

Sanitas™ v.9.6.37a Sanitas software utilized by Groundwater Stats Consulting. UG

Box & Whiskers Plot

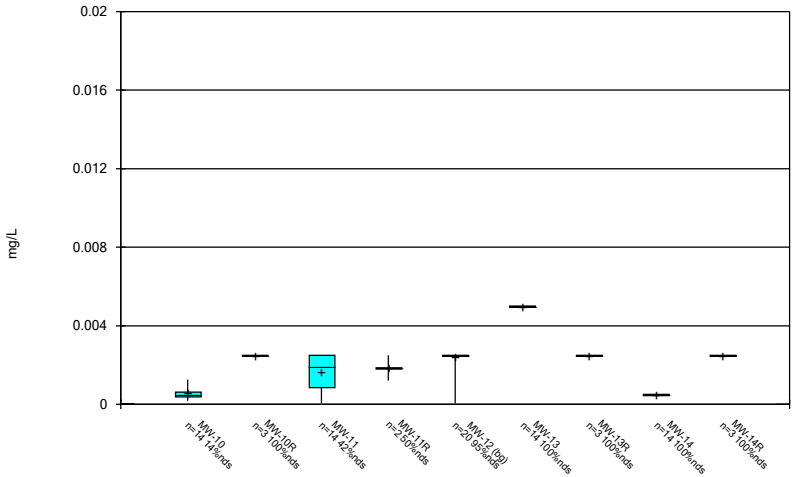

Constituent: Beryllium Analysis Run 6/16/2023 2:29 PM View: Time Series & Box Plot
Plant Smith Client: FPL Data: Plant Smith CCR

Sanitas™ v.9.6.37a Sanitas software utilized by Groundwater Stats Consulting. UG

Box & Whiskers Plot

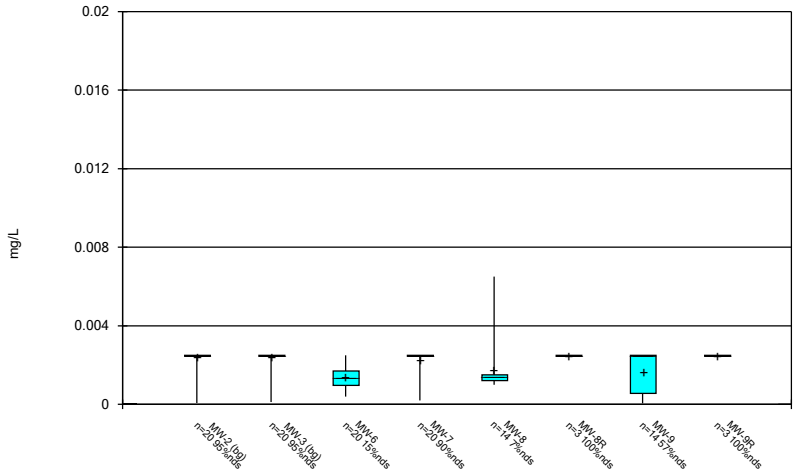

Constituent: Beryllium Analysis Run 6/16/2023 2:29 PM View: Time Series & Box Plot
Plant Smith Client: FPL Data: Plant Smith CCR

Box & Whiskers Plot

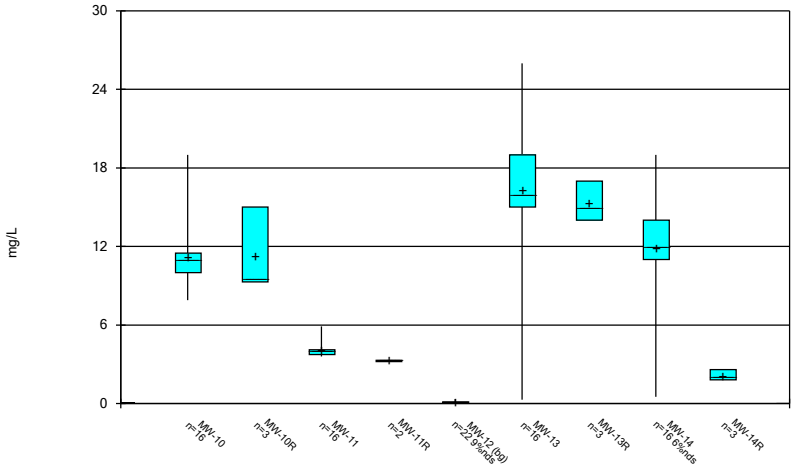

Constituent: Boron, total Analysis Run 6/16/2023 2:29 PM View: Time Series & Box Plot
Plant Smith Client: FPL Data: Plant Smith CCR

Sanitas™ v.9.6.37a Sanitas software utilized by Groundwater Stats Consulting. UG

Box & Whiskers Plot

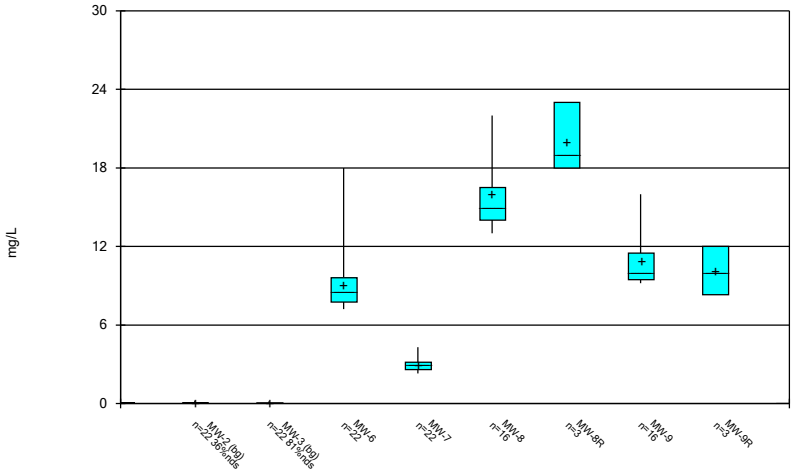

Constituent: Boron, total Analysis Run 6/16/2023 2:29 PM View: Time Series & Box Plot
Plant Smith Client: FPL Data: Plant Smith CCR

Sanitas™ v.9.6.37a Sanitas software utilized by Groundwater Stats Consulting. UG

Box & Whiskers Plot

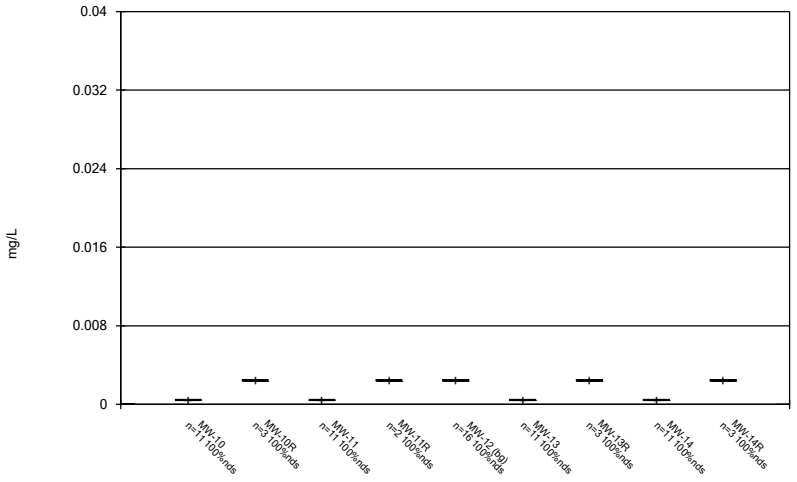

Constituent: Cadmium Analysis Run 6/16/2023 2:29 PM View: Time Series & Box Plot
Plant Smith Client: FPL Data: Plant Smith CCR

Sanitas™ v.9.6.37a Sanitas software utilized by Groundwater Stats Consulting. UG

Box & Whiskers Plot

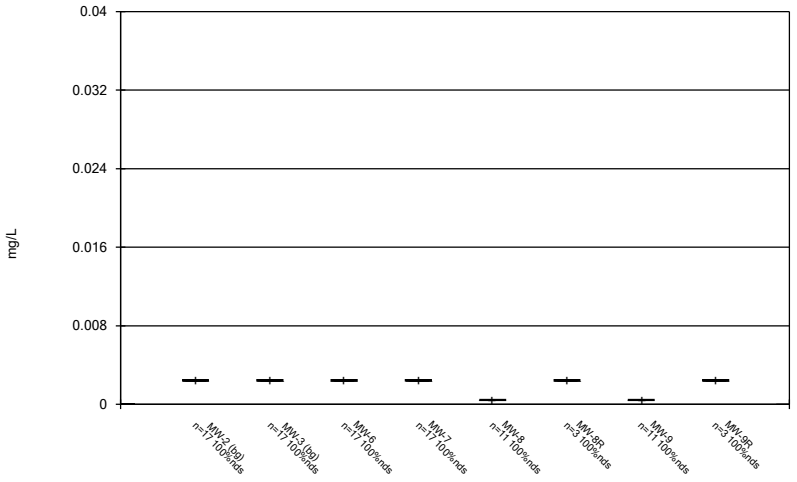

Constituent: Cadmium Analysis Run 6/16/2023 2:29 PM View: Time Series & Box Plot
Plant Smith Client: FPL Data: Plant Smith CCR

Box & Whiskers Plot

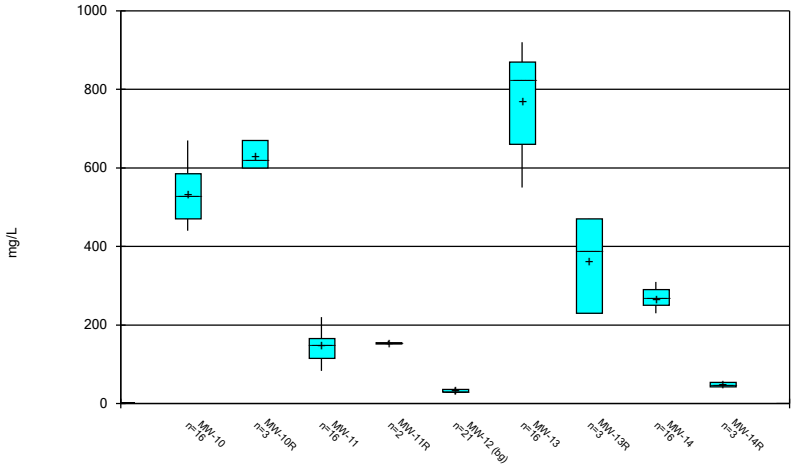

Constituent: Calcium, Dissolved Analysis Run 6/16/2023 2:29 PM View: Time Series & Box Plot
Plant Smith Client: FPL Data: Plant Smith CCR

Sanitas™ v.9.6.37a Sanitas software utilized by Groundwater Stats Consulting. UG

Box & Whiskers Plot

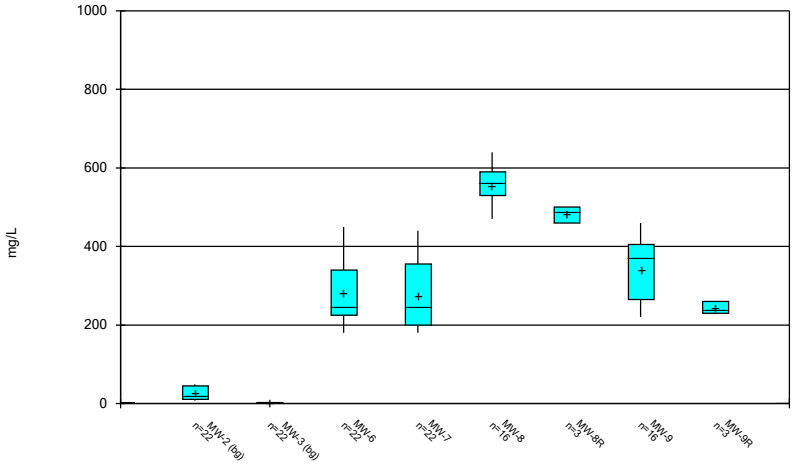

Constituent: Calcium, Dissolved Analysis Run 6/16/2023 2:29 PM View: Time Series & Box Plot
Plant Smith Client: FPL Data: Plant Smith CCR

Sanitas™ v.9.6.37a Sanitas software utilized by Groundwater Stats Consulting. UG

Box & Whiskers Plot

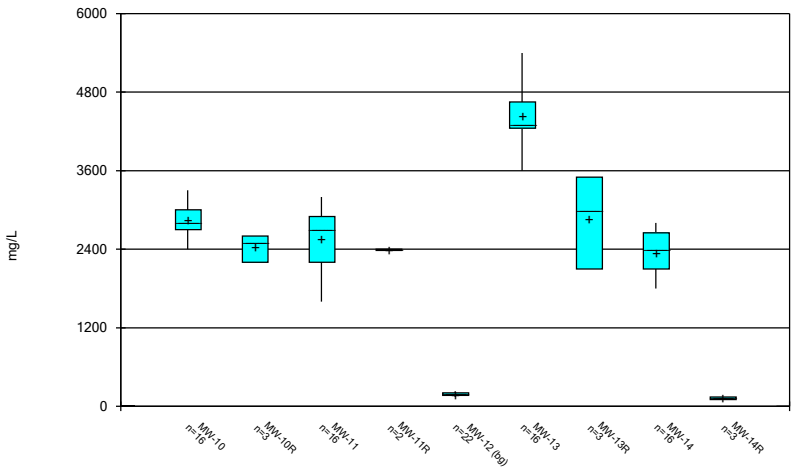

Constituent: Chloride, Total Analysis Run 6/16/2023 2:29 PM View: Time Series & Box Plot
Plant Smith Client: FPL Data: Plant Smith CCR

Sanitas™ v.9.6.37a Sanitas software utilized by Groundwater Stats Consulting. UG

Box & Whiskers Plot

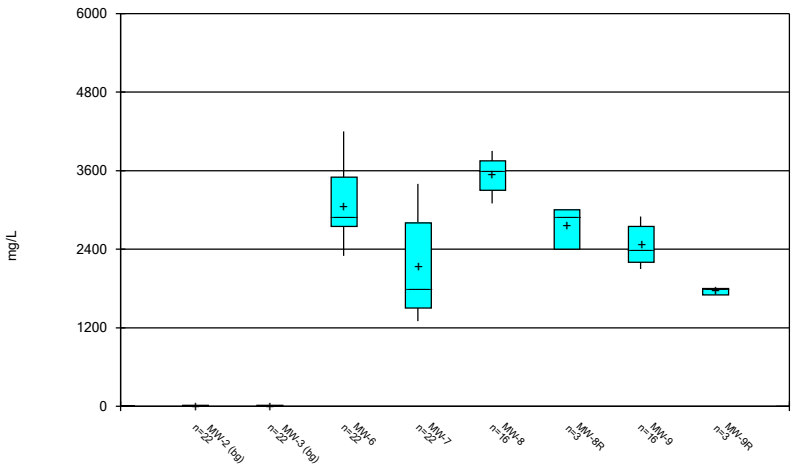

Constituent: Chloride, Total Analysis Run 6/16/2023 2:29 PM View: Time Series & Box Plot
Plant Smith Client: FPL Data: Plant Smith CCR

Box & Whiskers Plot

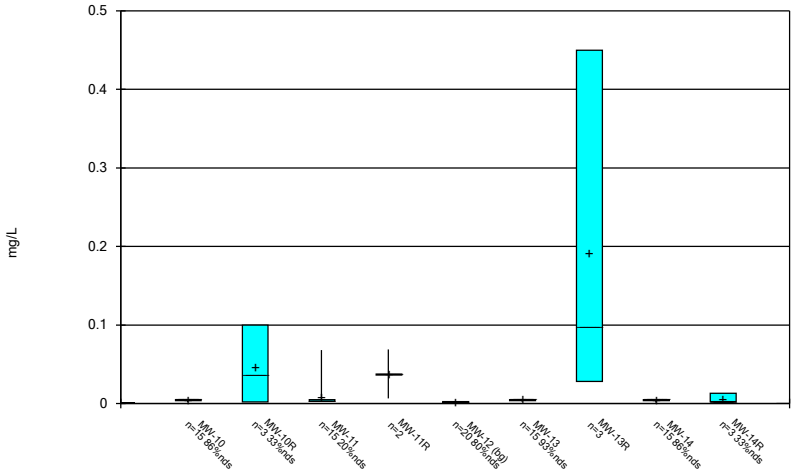

Constituent: Chromium Analysis Run 6/16/2023 2:29 PM View: Time Series & Box Plot
Plant Smith Client: FPL Data: Plant Smith CCR

Sanitas™ v.9.6.37a Sanitas software utilized by Groundwater Stats Consulting. UG

Box & Whiskers Plot

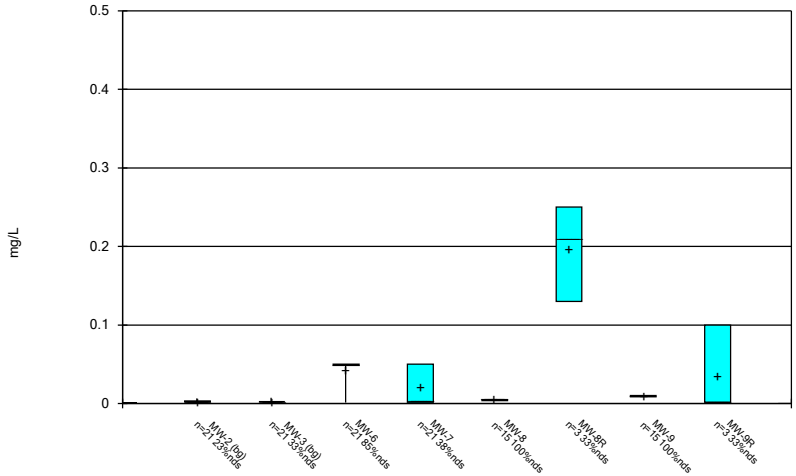

Constituent: Chromium Analysis Run 6/16/2023 2:29 PM View: Time Series & Box Plot
Plant Smith Client: FPL Data: Plant Smith CCR

Sanitas™ v.9.6.37a Sanitas software utilized by Groundwater Stats Consulting. UG

Box & Whiskers Plot

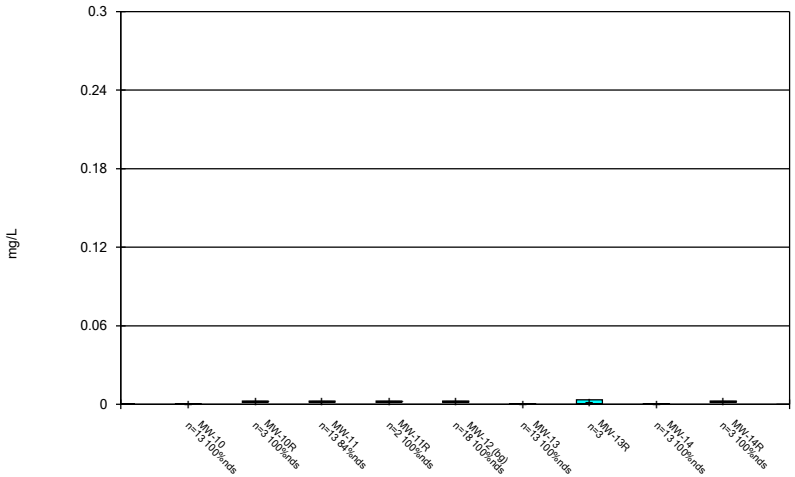

Constituent: Cobalt Analysis Run 6/16/2023 2:29 PM View: Time Series & Box Plot
Plant Smith Client: FPL Data: Plant Smith CCR

Sanitas™ v.9.6.37a Sanitas software utilized by Groundwater Stats Consulting. UG

Box & Whiskers Plot

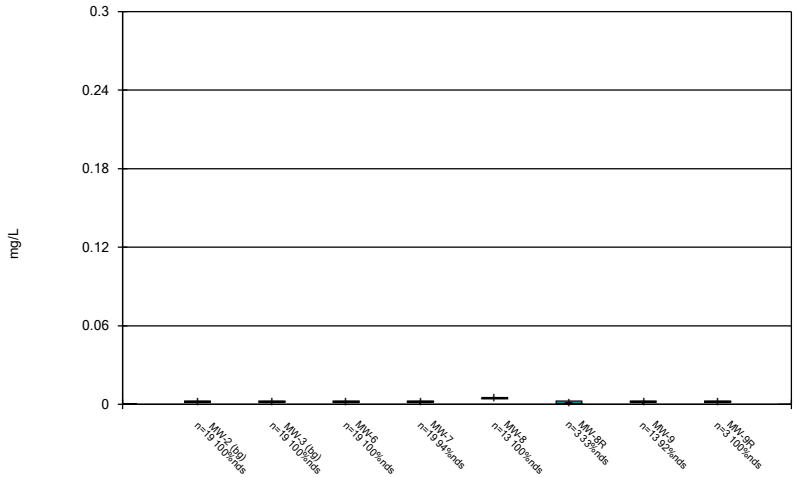

Constituent: Cobalt Analysis Run 6/16/2023 2:29 PM View: Time Series & Box Plot
Plant Smith Client: FPL Data: Plant Smith CCR

Box & Whiskers Plot

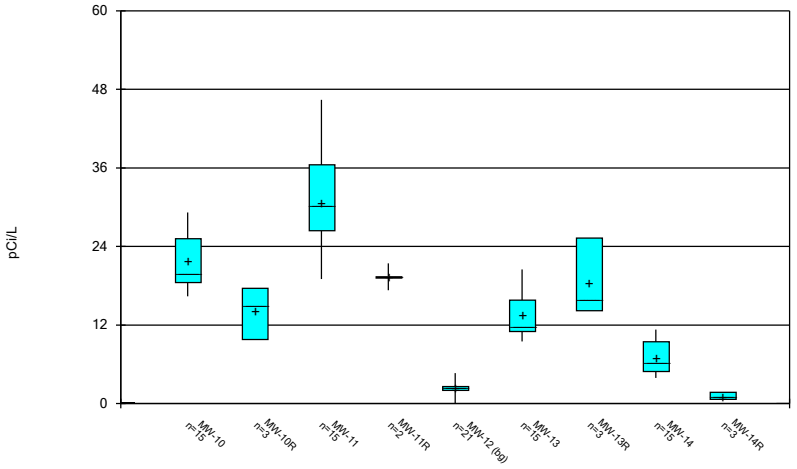

Constituent: Combined Radium 226 + 228 Analysis Run 6/16/2023 2:29 PM View: Time Series & Box Plot
Plant Smith Client: FPL Data: Plant Smith CCR

Sanitas™ v.9.6.37a Sanitas software utilized by Groundwater Stats Consulting. UG

Box & Whiskers Plot

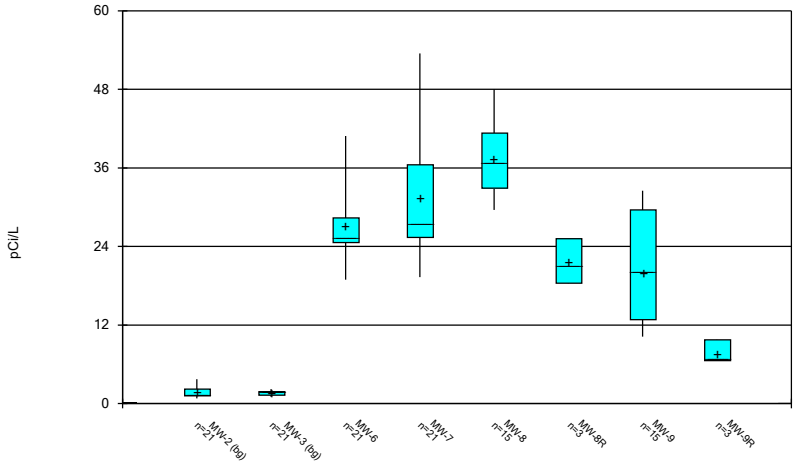

Constituent: Combined Radium 226 + 228 Analysis Run 6/16/2023 2:29 PM View: Time Series & Box Plot
Plant Smith Client: FPL Data: Plant Smith CCR

Sanitas™ v.9.6.37a Sanitas software utilized by Groundwater Stats Consulting. UG

Box & Whiskers Plot

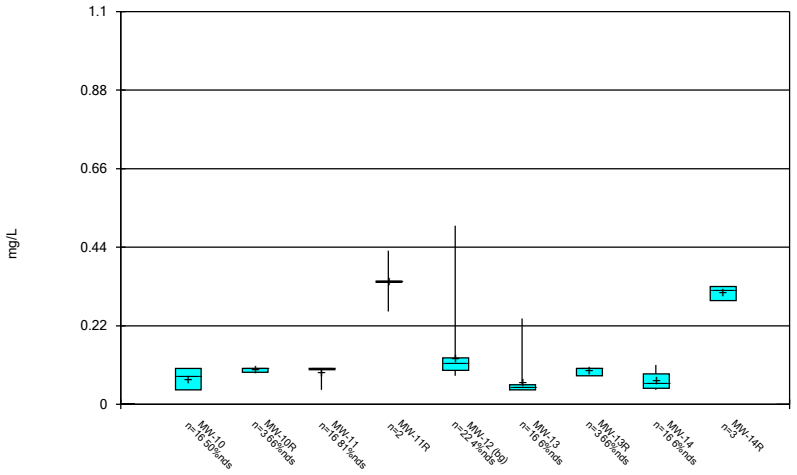

Constituent: Fluoride, total Analysis Run 6/16/2023 2:29 PM View: Time Series & Box Plot
Plant Smith Client: FPL Data: Plant Smith CCR

Sanitas™ v.9.6.37a Sanitas software utilized by Groundwater Stats Consulting. UG

Box & Whiskers Plot

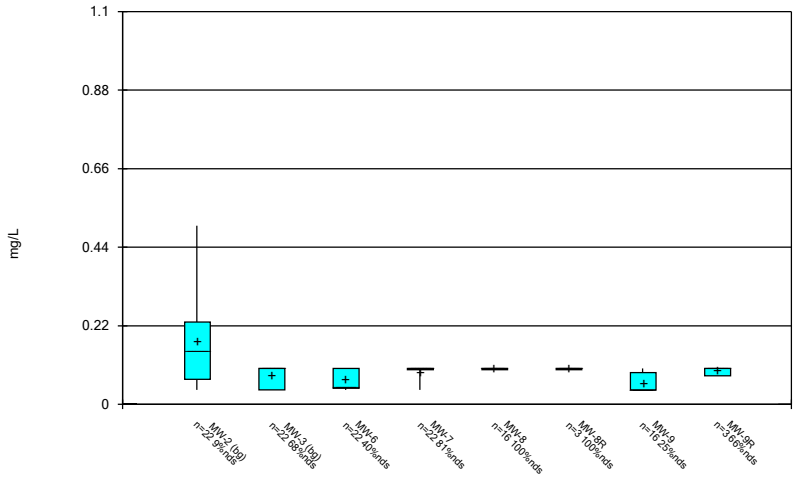

Constituent: Fluoride, total Analysis Run 6/16/2023 2:29 PM View: Time Series & Box Plot
Plant Smith Client: FPL Data: Plant Smith CCR

Box & Whiskers Plot

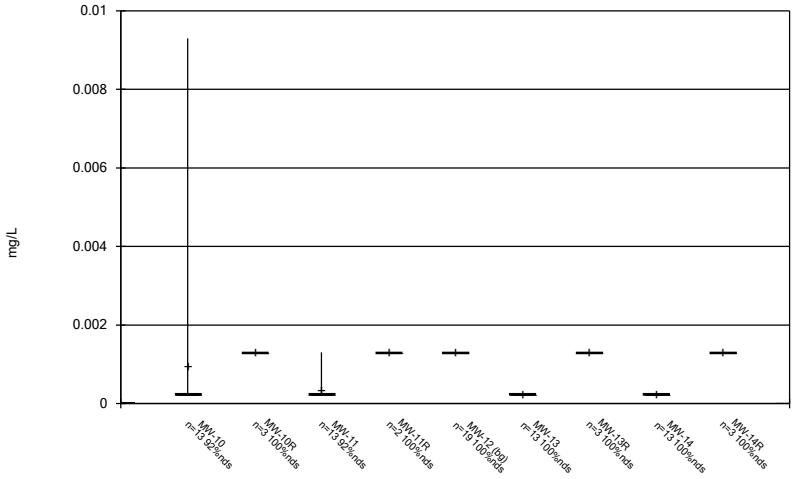

Constituent: Lead Analysis Run 6/16/2023 2:30 PM View: Time Series & Box Plot
Plant Smith Client: FPL Data: Plant Smith CCR

Sanitas™ v.9.6.37a Sanitas software utilized by Groundwater Stats Consulting. UG

Box & Whiskers Plot

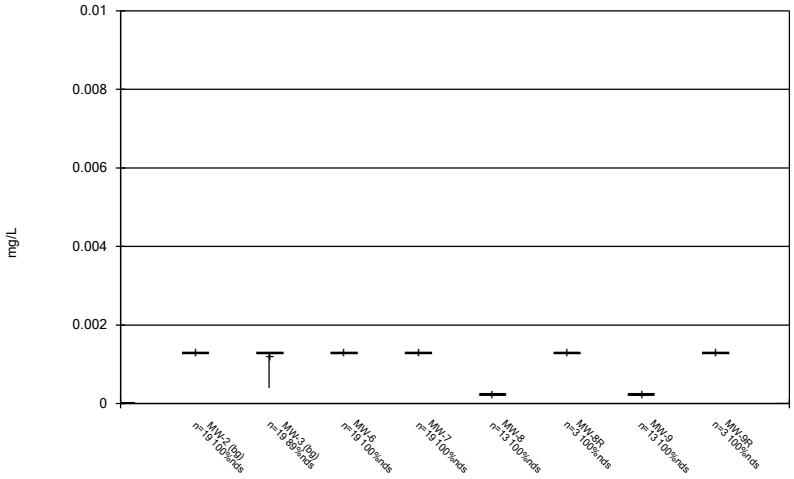

Constituent: Lead Analysis Run 6/16/2023 2:30 PM View: Time Series & Box Plot
Plant Smith Client: FPL Data: Plant Smith CCR

Sanitas™ v.9.6.37a Sanitas software utilized by Groundwater Stats Consulting. UG

Box & Whiskers Plot

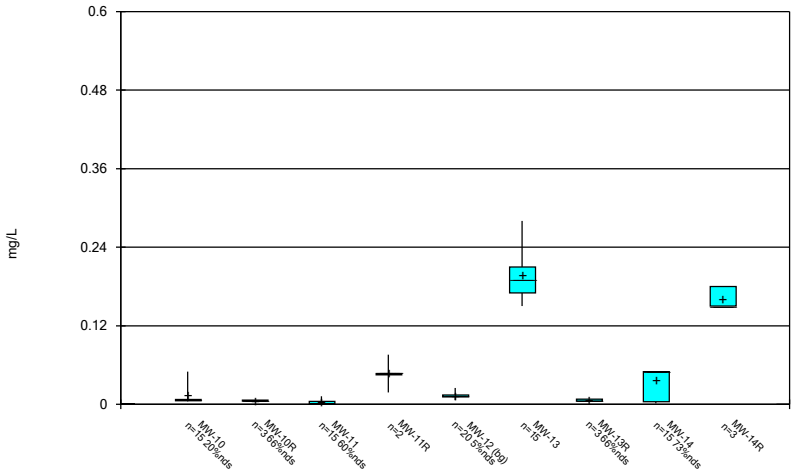

Constituent: Lithium Analysis Run 6/16/2023 2:30 PM View: Time Series & Box Plot
Plant Smith Client: FPL Data: Plant Smith CCR

Sanitas™ v.9.6.37a Sanitas software utilized by Groundwater Stats Consulting. UG

Box & Whiskers Plot

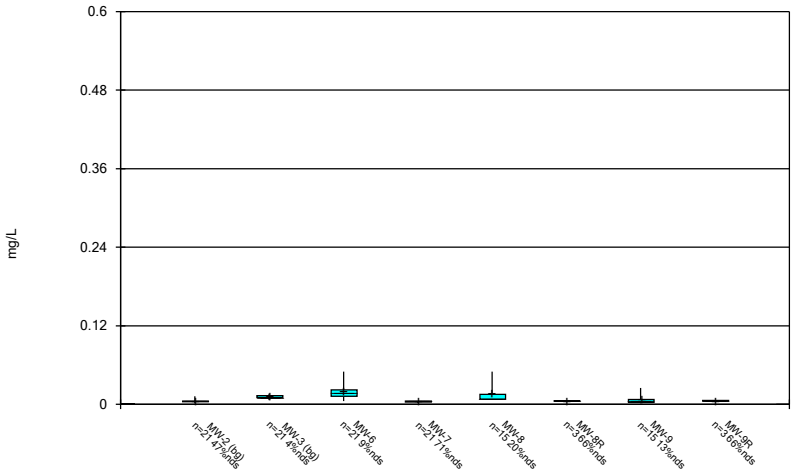

Constituent: Lithium Analysis Run 6/16/2023 2:30 PM View: Time Series & Box Plot
Plant Smith Client: FPL Data: Plant Smith CCR

Box & Whiskers Plot

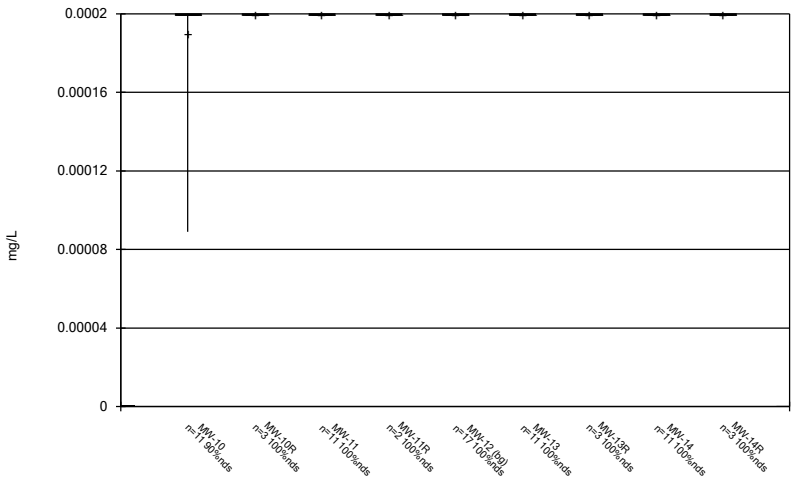

Constituent: Mercury Analysis Run 6/16/2023 2:30 PM View: Time Series & Box Plot
Plant Smith Client: FPL Data: Plant Smith CCR

Sanitas™ v.9.6.37a Sanitas software utilized by Groundwater Stats Consulting. UG

Box & Whiskers Plot

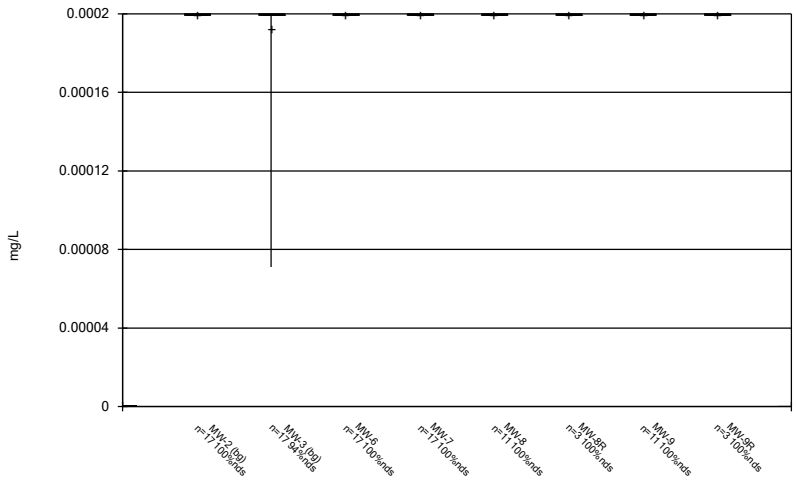

Constituent: Mercury Analysis Run 6/16/2023 2:30 PM View: Time Series & Box Plot
Plant Smith Client: FPL Data: Plant Smith CCR

Sanitas™ v.9.6.37a Sanitas software utilized by Groundwater Stats Consulting. UG

Box & Whiskers Plot

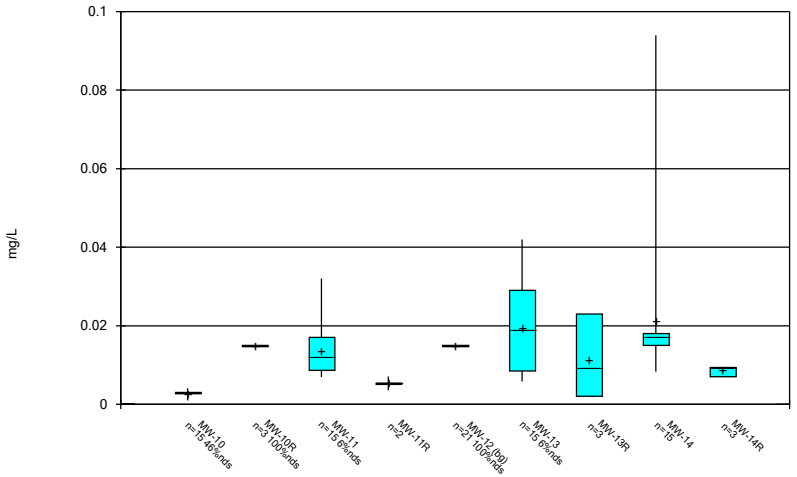

Constituent: Molybdenum Analysis Run 6/16/2023 2:30 PM View: Time Series & Box Plot
Plant Smith Client: FPL Data: Plant Smith CCR

Sanitas™ v.9.6.37a Sanitas software utilized by Groundwater Stats Consulting. UG

Box & Whiskers Plot

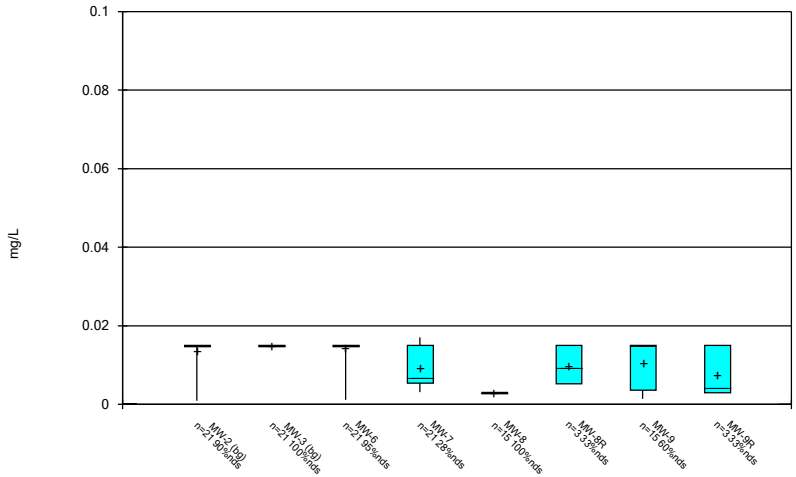

Constituent: Molybdenum Analysis Run 6/16/2023 2:30 PM View: Time Series & Box Plot
Plant Smith Client: FPL Data: Plant Smith CCR

Box & Whiskers Plot

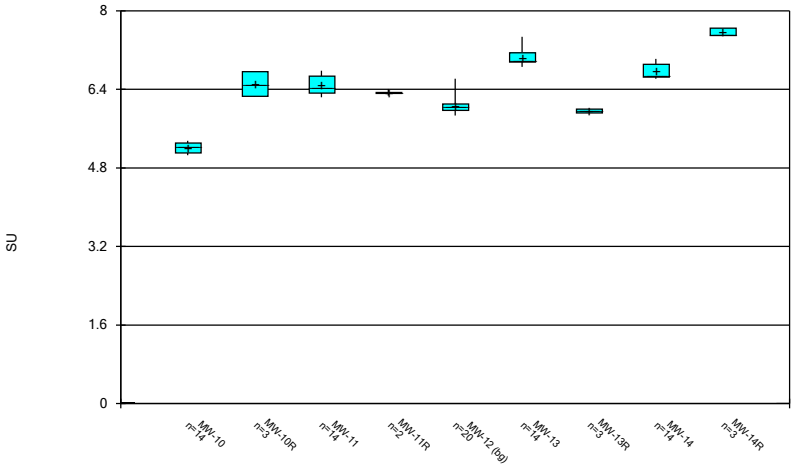

Constituent: pH, Field Analysis Run 6/16/2023 2:30 PM View: Time Series & Box Plot
Plant Smith Client: FPL Data: Plant Smith CCR

Sanitas™ v.9.6.37a Sanitas software utilized by Groundwater Stats Consulting. UG

Box & Whiskers Plot

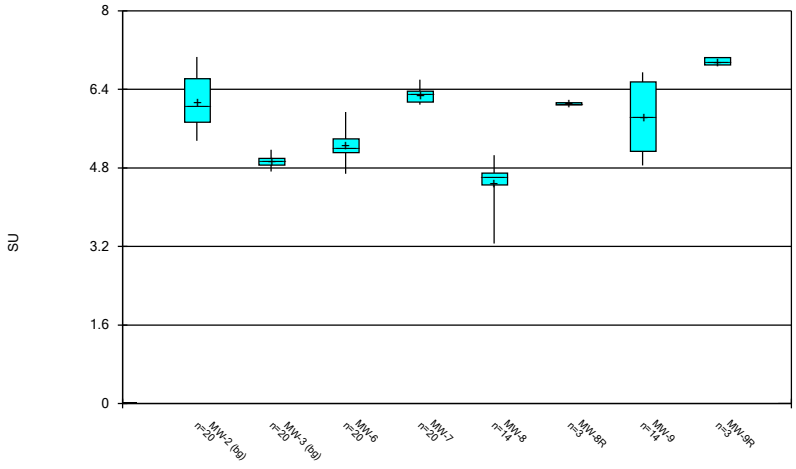

Constituent: pH, Field Analysis Run 6/16/2023 2:30 PM View: Time Series & Box Plot
Plant Smith Client: FPL Data: Plant Smith CCR

Sanitas™ v.9.6.37a Sanitas software utilized by Groundwater Stats Consulting. UG

Box & Whiskers Plot

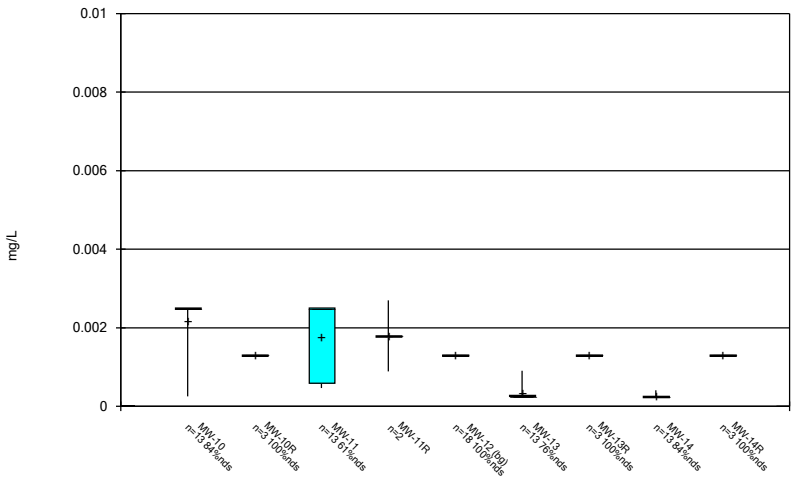

Constituent: Selenium Analysis Run 6/16/2023 2:30 PM View: Time Series & Box Plot
Plant Smith Client: FPL Data: Plant Smith CCR

Sanitas™ v.9.6.37a Sanitas software utilized by Groundwater Stats Consulting. UG

Box & Whiskers Plot

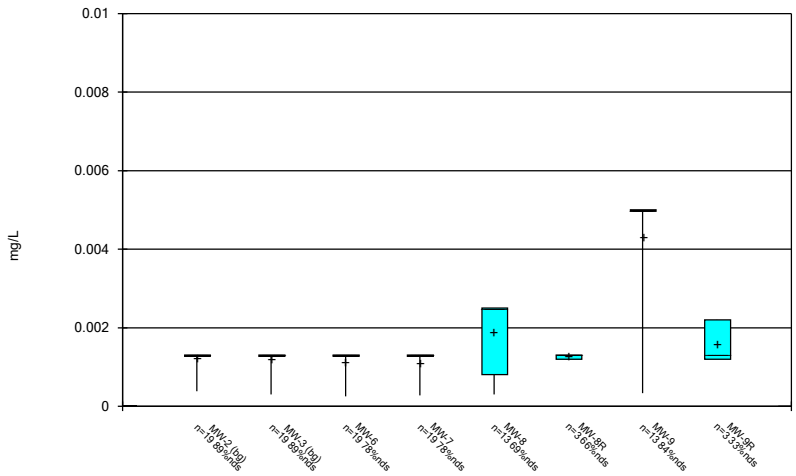

Constituent: Selenium Analysis Run 6/16/2023 2:30 PM View: Time Series & Box Plot
Plant Smith Client: FPL Data: Plant Smith CCR

Box & Whiskers Plot

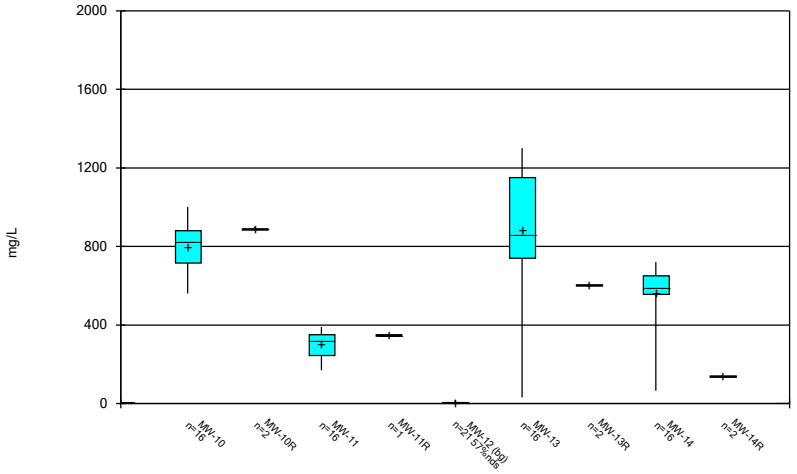

Constituent: Sulfate as SO4 Analysis Run 6/16/2023 2:30 PM View: Time Series & Box Plot
Plant Smith Client: FPL Data: Plant Smith CCR

Sanitas™ v.9.6.37a Sanitas software utilized by Groundwater Stats Consulting. UG

Box & Whiskers Plot

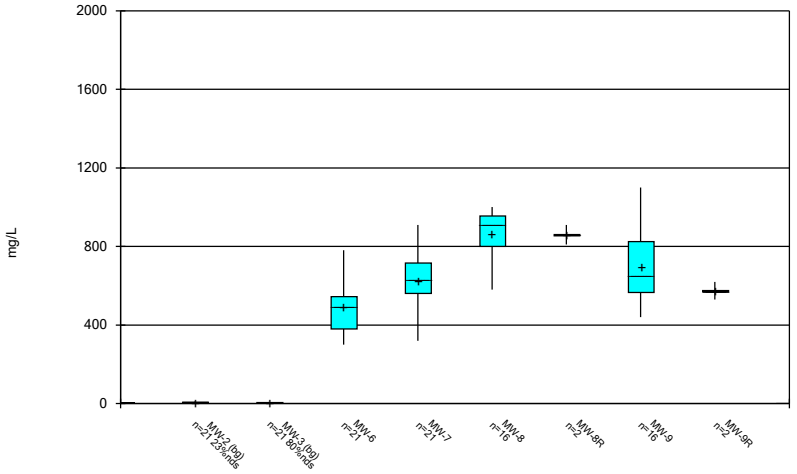

Constituent: Sulfate as SO4 Analysis Run 6/16/2023 2:30 PM View: Time Series & Box Plot
Plant Smith Client: FPL Data: Plant Smith CCR

Sanitas™ v.9.6.37a Sanitas software utilized by Groundwater Stats Consulting. UG

Box & Whiskers Plot

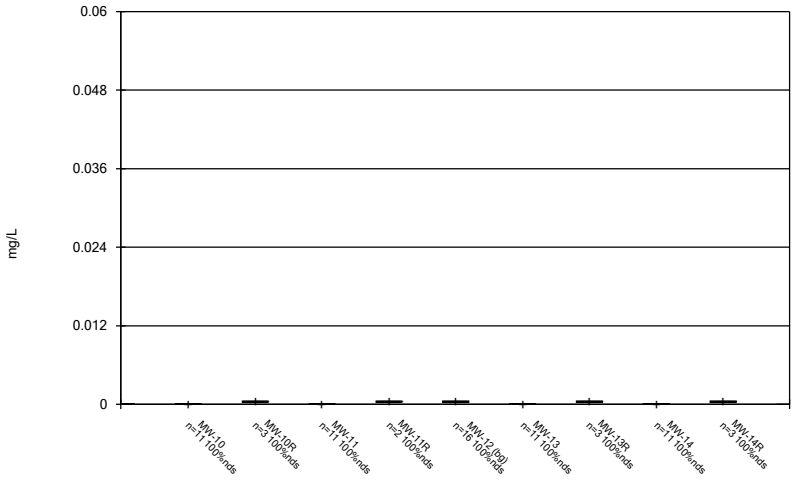

Constituent: Thallium Analysis Run 6/16/2023 2:30 PM View: Time Series & Box Plot
Plant Smith Client: FPL Data: Plant Smith CCR

Sanitas™ v.9.6.37a Sanitas software utilized by Groundwater Stats Consulting. UG

Box & Whiskers Plot

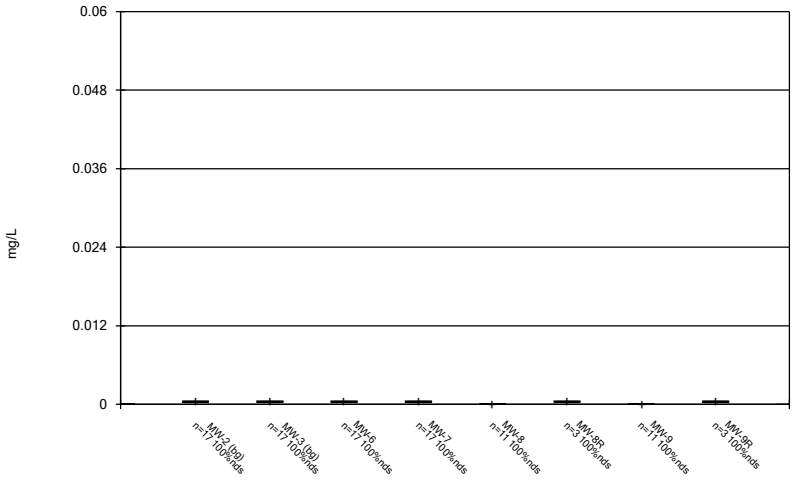

Constituent: Thallium Analysis Run 6/16/2023 2:30 PM View: Time Series & Box Plot
Plant Smith Client: FPL Data: Plant Smith CCR

Box & Whiskers Plot

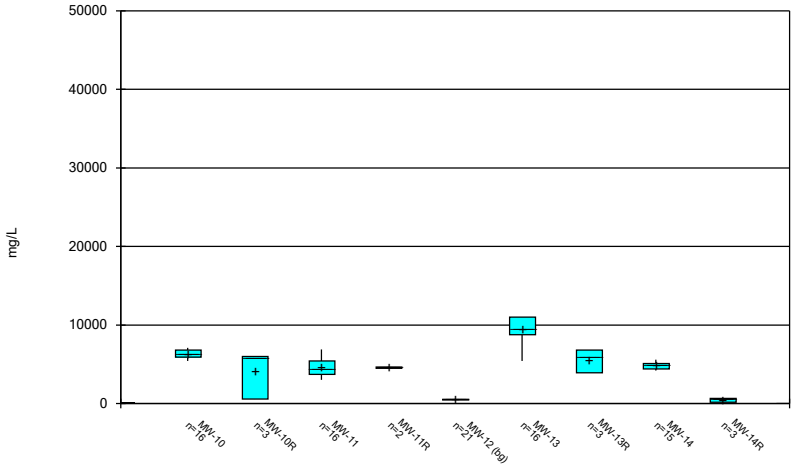

Constituent: Total Dissolved Solids [TDS] Analysis Run 6/16/2023 2:30 PM View: Time Series & Box Plot
Plant Smith Client: FPL Data: Plant Smith CCR

Sanitas™ v.9.6.37a Sanitas software utilized by Groundwater Stats Consulting. UG

Box & Whiskers Plot

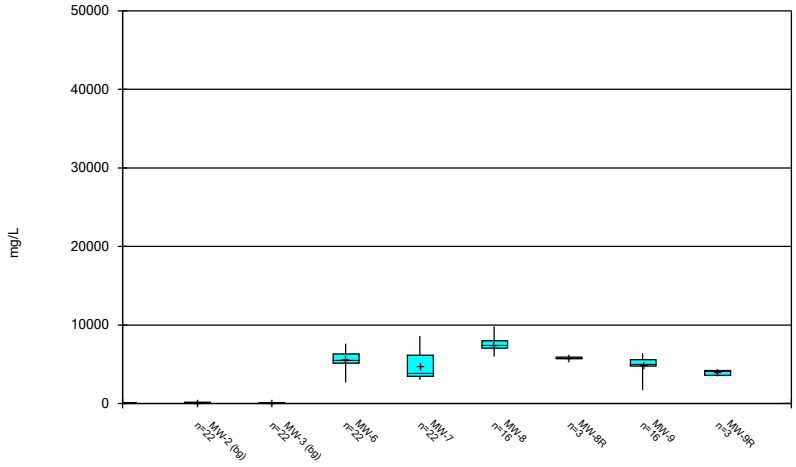

Constituent: Total Dissolved Solids [TDS] Analysis Run 6/16/2023 2:30 PM View: Time Series & Box Plot
Plant Smith Client: FPL Data: Plant Smith CCR

FIGURE C.

Outlier Summary

Plant Smith Client: FPL Data: Plant Smith CCR Printed 6/16/2023, 2:31 PM

	MW-12 Cadmium (mg/L)	MW-12 Calcium, Dissolved (mg/L)	MW-12 Chromium (mg/L)	MW-12 Cobalt (mg/L)	MW-12 Lithium (mg/L)	MW-12 Selenium (mg/L)	MW-12 Thallium (mg/L)	MW-12 Total Dissolved Solids [TDS] (mg/L)	MW-14 Total Dissolved Solids [TDS] (mg/L)
2/22/2016			0.012 (JO)						
6/27/2016								4200 (O)	
3/11/2019									45500 (OD)
9/16/2021	0.035 (O)	250 (O)		0.26 (O)	0.17 (O)	0.009 (O)	0.0043 (O)		

FIGURE D.

Intrawell Prediction Limit - Significant Results

Plant Smith Client: FPL Data: Plant Smith CCR Printed 6/16/2023, 2:34 PM

Constituent	Well	Upper Lim.	Lower Lim.	Date	Observ.	Sig.	Bg N	Bg Mean	Std. Dev.	%NDs	ND Adj.	Transform	Alpha	Method
pH, Field (SU)	**MW-12**	**6.62**	**5.9**	**3/28/2023**	**5.87**	**Yes**	**18**	**n/a**	**n/a**	**0**	**n/a**	**n/a**	**0.01075**	**NP Intra (normality) 1 of 2**

Intrawell Prediction Limit - All Results

Plant Smith Client: FPL Data: Plant Smith CCR Printed 6/16/2023, 2:34 PM

Constituent	Well	Upper Lim.	Lower Lim.	Date	Observ.	Sig.	Bg N	Bg Mean	Std. Dev.	%NDs	ND Adj.	Transform	Alpha	Method
pH, Field (SU)	**MW-12**	**6.62**	**5.9**	**3/28/2023**	**5.87**	**Yes**	**18**	**n/a**	**n/a**	**0**	**n/a**	**n/a**	**0.01075**	**NP Intra (normality) 1 of 2**
pH, Field (SU)	MW-2	7.102	5.233	3/28/2023	6	No	18	6.168	0.5202	0	None	No	0.001878	Param Intra 1 of 2
pH, Field (SU)	MW-3	5.148	4.728	3/28/2023	4.85	No	18	4.938	0.1168	0	None	No	0.001878	Param Intra 1 of 2
pH, Field (SU)	MW-6	5.796	4.719	3/29/2023	5.21	No	18	5.258	0.2998	0	None	No	0.001878	Param Intra 1 of 2
pH, Field (SU)	MW-7	6.544	5.999	3/29/2023	6.35	No	18	6.272	0.1519	0	None	No	0.001878	Param Intra 1 of 2

Exceeds Limits

Prediction Limit

Intrawell Non-parametric

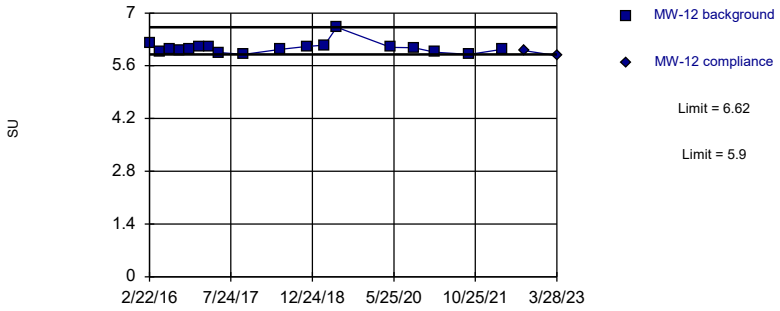

Non-parametric test used in lieu of parametric prediction limit because the Shapiro Wilk normality test showed the data to be non-normal at the 0.01 alpha level. Limits are highest and lowest of 18 background values. Well-constituent pair annual alpha = 0.02143. Individual comparison alpha = 0.01075 (1 of 2).

Constituent: pH, Field Analysis Run 6/16/2023 2:33 PM View: Intrawell PL

Plant Smith Client: FPL Data: Plant Smith CCR

Sanitas™ v.9.6.37a Sanitas software utilized by Groundwater Stats Consulting. UG

Within Limits

Prediction Limit

Intrawell Parametric

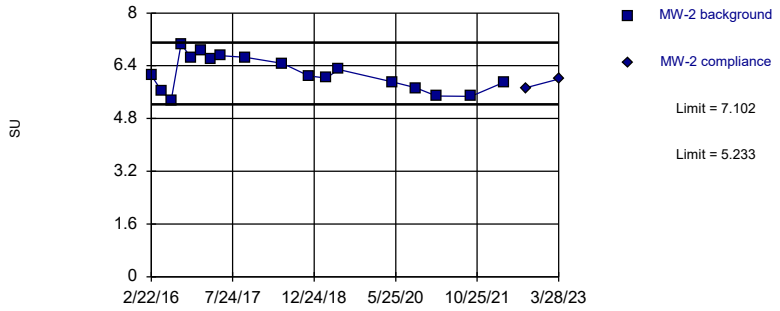

Background Data Summary: Mean=6.168, Std. Dev.=0.5202, n=18. Normality test: Shapiro Wilk @alpha = 0.01, calculated = 0.9577, critical = 0.858. Kappa = 1.796 (c=7, w=2, 1 of 2, event alpha = 0.05132). Report alpha = 0.003756.

Constituent: pH, Field Analysis Run 6/16/2023 2:33 PM View: Intrawell PL

Plant Smith Client: FPL Data: Plant Smith CCR

Sanitas™ v.9.6.37a Sanitas software utilized by Groundwater Stats Consulting. UG

Within Limits

Prediction Limit

Intrawell Parametric

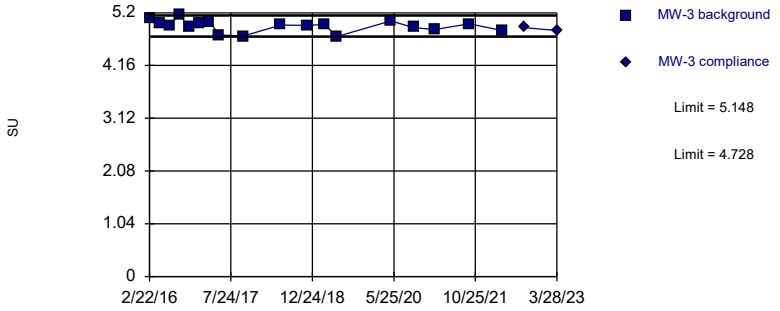

Background Data Summary: Mean=4.938, Std. Dev.=0.1168, n=18. Normality test: Shapiro Wilk @alpha = 0.01, calculated = 0.9618, critical = 0.858. Kappa = 1.796 (c=7, w=2, 1 of 2, event alpha = 0.05132). Report alpha = 0.003756.

Constituent: pH, Field Analysis Run 6/16/2023 2:33 PM View: Intrawell PL

Plant Smith Client: FPL Data: Plant Smith CCR

Sanitas™ v.9.6.37a Sanitas software utilized by Groundwater Stats Consulting. UG

Within Limits

Prediction Limit

Intrawell Parametric

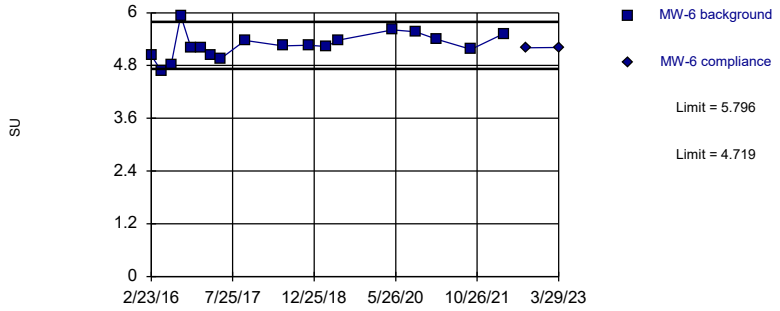

Background Data Summary: Mean=5.258, Std. Dev.=0.2998, n=18. Normality test: Shapiro Wilk @alpha = 0.01, calculated = 0.9836, critical = 0.858. Kappa = 1.796 (c=7, w=2, 1 of 2, event alpha = 0.05132). Report alpha = 0.003756.

Constituent: pH, Field Analysis Run 6/16/2023 2:33 PM View: Intrawell PL

Plant Smith Client: FPL Data: Plant Smith CCR

Sanitas™ v.9.6.37a Sanitas software utilized by Groundwater Stats Consulting. UG

Within Limits

Prediction Limit

Intrawell Parametric

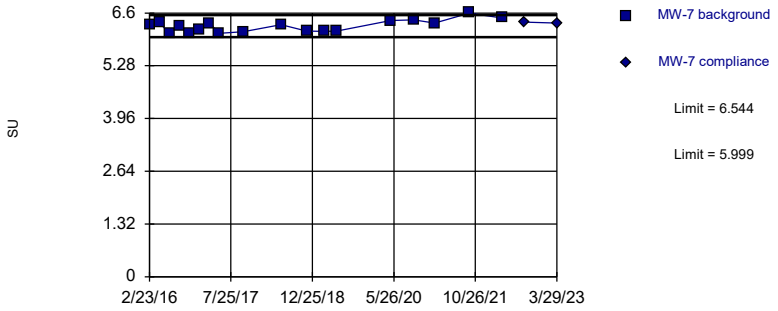

Background Data Summary: Mean=6.272, Std. Dev.=0.1519, n=18. Normality test: Shapiro Wilk @alpha = 0.01, calculated = 0.9238, critical = 0.858. Kappa = 1.796 (c=7, w=2, 1 of 2, event alpha = 0.05132). Report alpha = 0.003756.

Constituent: pH, Field Analysis Run 6/16/2023 2:33 PM View: Intrawell PL

Plant Smith Client: FPL Data: Plant Smith CCR

Prediction Limit

Constituent: pH, Field (SU) Analysis Run 6/16/2023 2:34 PM View: Intrawell PL

Plant Smith Client: FPL Data: Plant Smith CCR

	MW-12	MW-12
2/22/2016	6.19 (B01)	
4/26/2016	5.99 (B02)	
6/27/2016	6.04 (B03)	
8/29/2016	6.01 (B04)	
11/1/2016	6.03 (B05)	
1/4/2017	6.1 (B06)	
3/10/2017	6.1 (B07)	
5/11/2017	5.95 (B08)	
10/12/2017	5.9	
6/6/2018	6.04	
11/19/2018	6.11	
3/11/2019	6.15	
5/28/2019	6.62	
5/5/2020	6.09	
9/29/2020	6.08	
2/9/2021	5.96	
9/16/2021	5.9	
4/14/2022	6.04	
9/1/2022		6
3/28/2023		5.87

Prediction Limit

Constituent: pH, Field (SU) Analysis Run 6/16/2023 2:34 PM View: Intrawell PL

Plant Smith Client: FPL Data: Plant Smith CCR

	MW-2	MW-2
2/22/2016	6.11 (B01)	
4/25/2016	5.65 (B02)	
6/27/2016	5.35 (B03)	
8/29/2016	7.06 (B04)	
11/1/2016	6.65 (B05)	
1/4/2017	6.88 (B06)	
3/10/2017	6.59 (B07)	
5/11/2017	6.7 (B08)	
10/12/2017	6.66	
6/6/2018	6.47	
11/19/2018	6.09	
3/11/2019	6.03	
5/28/2019	6.29	
5/5/2020	5.91	
9/29/2020	5.73	
2/9/2021	5.48	
9/16/2021	5.47	
4/14/2022	5.9	
9/1/2022		5.73
3/28/2023		6

Prediction Limit

Constituent: pH, Field (SU) Analysis Run 6/16/2023 2:34 PM View: Intrawell PL

Plant Smith Client: FPL Data: Plant Smith CCR

	MW-3	MW-3
2/22/2016	5.09 (B01)	
4/25/2016	5 (B02)	
6/27/2016	4.94 (B03)	
8/29/2016	5.17 (B04)	
11/1/2016	4.91 (B05)	
1/4/2017	4.99 (B06)	
3/10/2017	5.02 (B07)	
5/11/2017	4.76 (B08)	
10/12/2017	4.74	
6/6/2018	4.96	
11/19/2018	4.95	
3/11/2019	4.97	
5/28/2019	4.73	
5/5/2020	5.04	
9/29/2020	4.91	
2/9/2021	4.87	
9/16/2021	4.98	
4/14/2022	4.85	
9/1/2022		4.91
3/28/2023		4.85

Prediction Limit

Constituent: pH, Field (SU) Analysis Run 6/16/2023 2:34 PM View: Intrawell PL

Plant Smith Client: FPL Data: Plant Smith CCR

	MW-6	MW-6
2/23/2016	5.03 (B01)	
4/26/2016	4.68 (B02)	
6/28/2016	4.82 (B03)	
8/29/2016	5.94 (B04)	
11/2/2016	5.2 (B05)	
1/5/2017	5.2 (B06)	
3/11/2017	5.05 (B07)	
5/11/2017	4.96 (B08)	
10/12/2017	5.37	
6/8/2018	5.25	
11/19/2018	5.26	
3/12/2019	5.23	
5/29/2019	5.38	
5/6/2020	5.61	
9/30/2020	5.57	
2/9/2021	5.4	
9/17/2021	5.17	
4/14/2022	5.52	
9/2/2022		5.2
3/29/2023		5.21

Prediction Limit

Constituent: pH, Field (SU) Analysis Run 6/16/2023 2:34 PM View: Intrawell PL

Plant Smith Client: FPL Data: Plant Smith CCR

	MW-7	MW-7
2/23/2016	6.32 (B01)	
4/26/2016	6.36 (B02)	
6/28/2016	6.09 (B03)	
8/29/2016	6.27 (B04)	
11/2/2016	6.09 (B05)	
1/5/2017	6.18 (B06)	
3/11/2017	6.34 (B07)	
5/12/2017	6.09 (B08)	
10/12/2017	6.13	
6/8/2018	6.31	
11/19/2018	6.15	
3/12/2019	6.14	
5/29/2019	6.15	
5/6/2020	6.41	
9/30/2020	6.43	
2/9/2021	6.35	
9/17/2021	6.6	
4/14/2022	6.48	
9/2/2022		6.37
3/29/2023		6.35

FIGURE E.

Interwell Prediction Limit - Significant Results

Plant Smith Client: FPL Data: Plant Smith CCR Printed 6/16/2023, 2:41 PM

Constituent	Well	Upper Lim.	Lower Lim.	Date	Observ.	Sig.	Bg N	Bg Mean	Std. Dev.	%NDs	ND Adj.	Transform	Alpha	Method
Boron, total (mg/L)	**MW-6**	**0.33**	**n/a**	**4/11/2023**	**18**	**Yes**	**66**	**n/a**	**n/a**	**42.42**	**n/a**	**n/a**	**0.0004449**	**NP Inter (normality) 1 of 2**
Boron, total (mg/L)	**MW-7**	**0.33**	**n/a**	**4/11/2023**	**3.4**	**Yes**	**66**	**n/a**	**n/a**	**42.42**	**n/a**	**n/a**	**0.0004449**	**NP Inter (normality) 1 of 2**
Calcium, Dissolved (mg/L)	**MW-6**	**49**	**n/a**	**4/9/2023**	**220**	**Yes**	**65**	**n/a**	**n/a**	**0**	**n/a**	**n/a**	**0.0004586**	**NP Inter (normality) 1 of 2**
Calcium, Dissolved (mg/L)	**MW-7**	**49**	**n/a**	**4/10/2023**	**300**	**Yes**	**65**	**n/a**	**n/a**	**0**	**n/a**	**n/a**	**0.0004586**	**NP Inter (normality) 1 of 2**
Chloride, Total (mg/L)	**MW-6**	**230**	**n/a**	**4/3/2023**	**2800**	**Yes**	**66**	**n/a**	**n/a**	**0**	**n/a**	**n/a**	**0.0004449**	**NP Inter (normality) 1 of 2**
Chloride, Total (mg/L)	**MW-7**	**230**	**n/a**	**4/7/2023**	**2700**	**Yes**	**66**	**n/a**	**n/a**	**0**	**n/a**	**n/a**	**0.0004449**	**NP Inter (normality) 1 of 2**
Sulfate as SO4 (mg/L)	**MW-6**	**19**	**n/a**	**9/2/2022**	**390**	**Yes**	**63**	**n/a**	**n/a**	**53.97**	**n/a**	**n/a**	**0.0004859**	**NP Inter (NDs) 1 of 2**
Sulfate as SO4 (mg/L)	**MW-7**	**19**	**n/a**	**9/2/2022**	**580**	**Yes**	**63**	**n/a**	**n/a**	**53.97**	**n/a**	**n/a**	**0.0004859**	**NP Inter (NDs) 1 of 2**
Total Dissolved Solids [TDS] (mg/L)	**MW-6**	**600**	**n/a**	**3/31/2023**	**2700**	**Yes**	**65**	**n/a**	**n/a**	**0**	**n/a**	**n/a**	**0.0004586**	**NP Inter (normality) 1 of 2**
Total Dissolved Solids [TDS] (mg/L)	**MW-7**	**600**	**n/a**	**3/31/2023**	**6200**	**Yes**	**65**	**n/a**	**n/a**	**0**	**n/a**	**n/a**	**0.0004586**	**NP Inter (normality) 1 of 2**

Interwell Prediction Limit - All Results

Plant Smith Client: FPL Data: Plant Smith CCR Printed 6/16/2023, 2:41 PM

Constituent	Well	Upper Lim.	Lower Lim.	Date	Observ.	Sig.	Bg N	Bg Mean	Std. Dev.	%NDs	ND Adj.	Transform	Alpha	Method
Boron, total (mg/L)	**MW-6**	**0.33**	**n/a**	**4/11/2023**	**18**	**Yes**	**66**	**n/a**	**n/a**	**42.42**	**n/a**	**n/a**	**0.0004449**	**NP Inter (normality) 1 of 2**
Boron, total (mg/L)	**MW-7**	**0.33**	**n/a**	**4/11/2023**	**3.4**	**Yes**	**66**	**n/a**	**n/a**	**42.42**	**n/a**	**n/a**	**0.0004449**	**NP Inter (normality) 1 of 2**
Calcium, Dissolved (mg/L)	**MW-6**	**49**	**n/a**	**4/9/2023**	**220**	**Yes**	**65**	**n/a**	**n/a**	**0**	**n/a**	**n/a**	**0.0004586**	**NP Inter (normality) 1 of 2**
Calcium, Dissolved (mg/L)	**MW-7**	**49**	**n/a**	**4/10/2023**	**300**	**Yes**	**65**	**n/a**	**n/a**	**0**	**n/a**	**n/a**	**0.0004586**	**NP Inter (normality) 1 of 2**
Chloride, Total (mg/L)	**MW-6**	**230**	**n/a**	**4/3/2023**	**2800**	**Yes**	**66**	**n/a**	**n/a**	**0**	**n/a**	**n/a**	**0.0004449**	**NP Inter (normality) 1 of 2**
Chloride, Total (mg/L)	**MW-7**	**230**	**n/a**	**4/7/2023**	**2700**	**Yes**	**66**	**n/a**	**n/a**	**0**	**n/a**	**n/a**	**0.0004449**	**NP Inter (normality) 1 of 2**
Fluoride, total (mg/L)	MW-6	0.28	n/a	4/6/2023	0.1ND	No	66	n/a	n/a	27.27	n/a	n/a	0.0004449	NP Inter (normality) 1 of 2
Fluoride, total (mg/L)	MW-7	0.28	n/a	4/10/2023	0.1ND	No	66	n/a	n/a	27.27	n/a	n/a	0.0004449	NP Inter (normality) 1 of 2
Sulfate as SO4 (mg/L)	**MW-6**	**19**	**n/a**	**9/2/2022**	**390**	**Yes**	**63**	**n/a**	**n/a**	**53.97**	**n/a**	**n/a**	**0.0004859**	**NP Inter (NDs) 1 of 2**
Sulfate as SO4 (mg/L)	**MW-7**	**19**	**n/a**	**9/2/2022**	**580**	**Yes**	**63**	**n/a**	**n/a**	**53.97**	**n/a**	**n/a**	**0.0004859**	**NP Inter (NDs) 1 of 2**
Total Dissolved Solids [TDS] (mg/L)	**MW-6**	**600**	**n/a**	**3/31/2023**	**2700**	**Yes**	**65**	**n/a**	**n/a**	**0**	**n/a**	**n/a**	**0.0004586**	**NP Inter (normality) 1 of 2**
Total Dissolved Solids [TDS] (mg/L)	**MW-7**	**600**	**n/a**	**3/31/2023**	**6200**	**Yes**	**65**	**n/a**	**n/a**	**0**	**n/a**	**n/a**	**0.0004586**	**NP Inter (normality) 1 of 2**

Exceeds Limit: MW-6, MW-7

Prediction Limit

Interwell Non-parametric

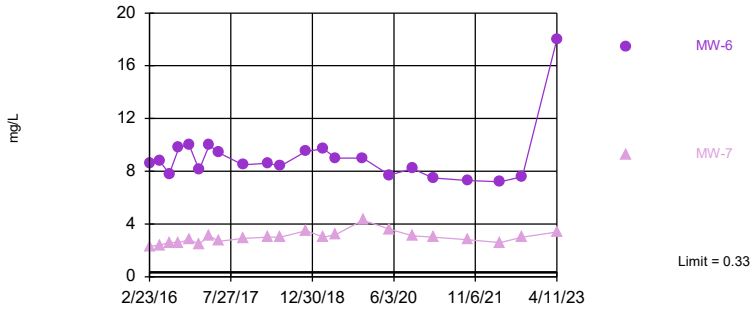

Non-parametric test used in lieu of parametric prediction limit because the Shapiro Francia normality test showed the data to be non-normal at the 0.01 alpha level. Limit is highest of 66 background values. 42.42% NDs. Annual per-constituent alpha = 0.001778. Individual comparison alpha = 0.0004449 (1 of 2). Comparing 2 points to limit.

Constituent: Boron, total Analysis Run 6/16/2023 2:38 PM View: Interwell PL

Plant Smith Client: FPL Data: Plant Smith CCR

Sanitas™ v.9.6.37a Sanitas software utilized by Groundwater Stats Consulting. UG

Exceeds Limit: MW-6, MW-7

Prediction Limit

Interwell Non-parametric

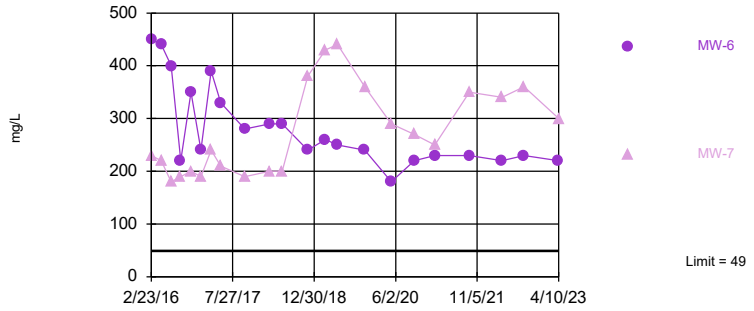

Non-parametric test used in lieu of parametric prediction limit because the Shapiro Francia normality test showed the data to be non-normal at the 0.01 alpha level. Limit is highest of 65 background values. Annual per-constituent alpha = 0.001833. Individual comparison alpha = 0.0004586 (1 of 2). Comparing 2 points to limit.

Constituent: Calcium, Dissolved Analysis Run 6/16/2023 2:38 PM View: Interwell PL

Plant Smith Client: FPL Data: Plant Smith CCR

Sanitas™ v.9.6.37a Sanitas software utilized by Groundwater Stats Consulting. UG

Exceeds Limit: MW-6, MW-7

Prediction Limit

Interwell Non-parametric

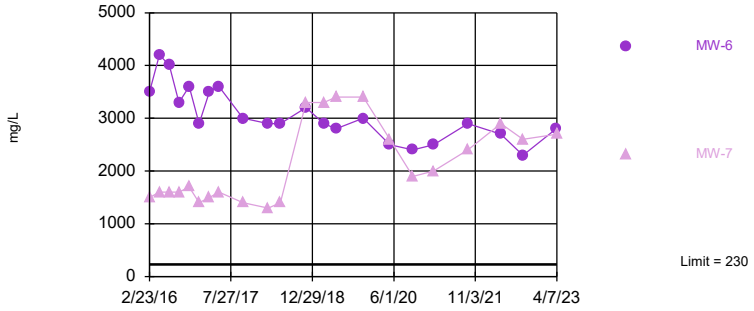

Non-parametric test used in lieu of parametric prediction limit because the Shapiro Francia normality test showed the data to be non-normal at the 0.01 alpha level. Limit is highest of 66 background values. Annual per-constituent alpha = 0.001778. Individual comparison alpha = 0.0004449 (1 of 2). Comparing 2 points to limit.

Constituent: Chloride, Total Analysis Run 6/16/2023 2:38 PM View: Interwell PL

Plant Smith Client: FPL Data: Plant Smith CCR

Sanitas™ v.9.6.37a Sanitas software utilized by Groundwater Stats Consulting. UG

Hollow symbols indicate censored values.

Within Limit

Prediction Limit

Interwell Non-parametric

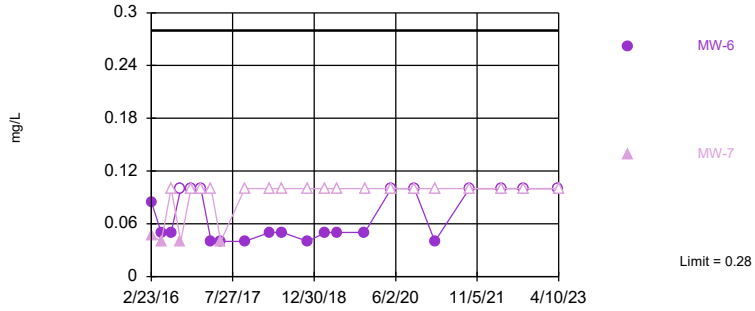

Non-parametric test used in lieu of parametric prediction limit because the Shapiro Francia normality test showed the data to be non-normal at the 0.01 alpha level. Limit is highest of 66 background values. 27.27% NDs. Annual per-constituent alpha = 0.001778. Individual comparison alpha = 0.0004449 (1 of 2). Comparing 2 points to limit.

Constituent: Fluoride, total Analysis Run 6/16/2023 2:38 PM View: Interwell PL

Plant Smith Client: FPL Data: Plant Smith CCR

Exceeds Limit: MW-6, MW-7

Prediction Limit

Interwell Non-parametric

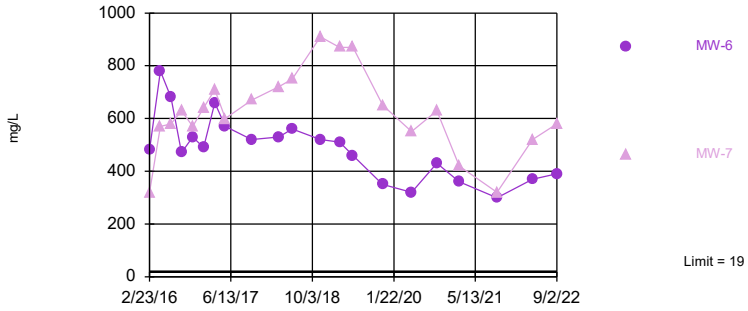

Non-parametric test used in lieu of parametric prediction limit because censored data exceeded 50%. Limit is highest of 63 background values. 53.97% NDs. Annual per-constituent alpha = 0.001942. Individual comparison alpha = 0.0004859 (1 of 2). Comparing 2 points to limit.

Constituent: Sulfate as SO4 Analysis Run 6/16/2023 2:38 PM View: Interwell PL

Plant Smith Client: FPL Data: Plant Smith CCR

Sanitas™ v.9.6.37a Sanitas software utilized by Groundwater Stats Consulting. UG

Exceeds Limit: MW-6, MW-7

Prediction Limit

Interwell Non-parametric

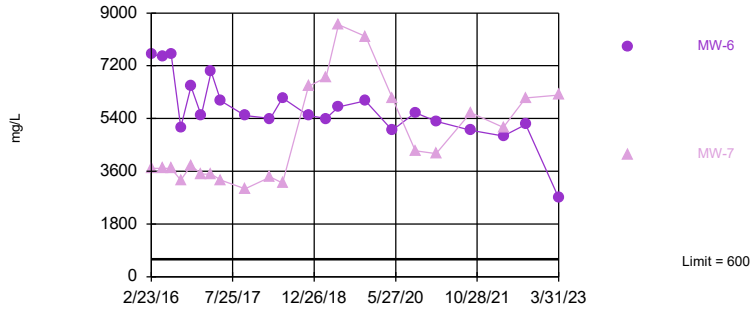

Non-parametric test used in lieu of parametric prediction limit because the Shapiro Francia normality test showed the data to be non-normal at the 0.01 alpha level. Limit is highest of 65 background values. Annual per-constituent alpha = 0.001833. Individual comparison alpha = 0.0004586 (1 of 2). Comparing 2 points to limit.

Constituent: Total Dissolved Solids [TDS] Analysis Run 6/16/2023 2:38 PM View: Interwell PL

Plant Smith Client: FPL Data: Plant Smith CCR

Prediction Limit

Constituent: Boron, total (mg/L) Analysis Run 6/16/2023 2:41 PM View: Interwell PL

Plant Smith Client: FPL Data: Plant Smith CCR

	MW-12 (bg)	MW-3 (bg)	MW-2 (bg)	MW-6	MW-7
2/22/2016	0.14 (J)	<0.05	<0.05		
2/23/2016				8.6	2.3
4/25/2016		<0.05	0.022 (J)		
4/26/2016	0.27			8.8	2.4
6/27/2016	0.083	<0.05	0.032 (J)		
6/28/2016				7.8	2.6
8/29/2016	<0.05 (*)	<0.05	<0.05 (*)	9.8	2.6
11/1/2016	0.1	<0.05	<0.05		
11/2/2016				10	2.8
1/4/2017	0.062	<0.05	<0.05		
1/5/2017				8.1	2.5
3/10/2017	0.06	<0.05	0.032 (J)		
3/11/2017				10	3.1
5/11/2017	0.33	0.18	0.23	9.4	
5/12/2017					2.7
10/12/2017	0.082	<0.05	<0.05	8.5	2.9
3/20/2018	0.072	<0.05			
3/21/2018			<0.05	8.6	3
6/6/2018	0.077	<0.05	0.027 (J)		
6/8/2018				8.4	3
11/19/2018	0.071	<0.05	0.045 (J)	9.5	3.5
3/11/2019	<0.05	<0.05	<0.05		
3/12/2019				9.7	3
5/28/2019	0.024 (J)	<0.05	<0.05		
5/29/2019				9	3.2
11/18/2019	0.075	0.0094 (IV)	0.036 (V)	9 (J3)	
11/19/2019					4.3 (J3)
5/5/2020	0.11	0.0073 (J)	0.041		
5/6/2020				7.7	3.6
9/29/2020	0.086	<0.05	0.04		
9/30/2020				8.2	3.1
2/9/2021	0.09	<0.05	0.024 (I)	7.5	3
9/16/2021	0.11	<0.05	0.045 (I)		
9/17/2021				7.3	2.8
4/14/2022	0.076	<0.05	0.024 (J)	7.2	2.6
9/1/2022	0.083	<0.05	0.032 (J)		
9/2/2022				7.6	3
4/10/2023	0.11	0.027 (J)	0.037 (J)		
4/11/2023				18	3.4

ND substitution: RL or RL/2 if <15% NDs.

Prediction Limit

Constituent: Calcium, Dissolved (mg/L) Analysis Run 6/16/2023 2:41 PM View: Interwell PL

Plant Smith Client: FPL Data: Plant Smith CCR

	MW-12 (bg)	MW-3 (bg)	MW-2 (bg)	MW-7	MW-6
2/22/2016	23	1.9	12		
2/23/2016				230	450
4/25/2016		1.8	11		
4/26/2016	33			220	440
6/27/2016	29	1.7	7.7		
6/28/2016				180	400
8/29/2016	28	1.7	48	190	220
11/1/2016	36	1.9	49		
11/2/2016				200	350
1/4/2017	36	1.8	44		
1/5/2017				190	240
3/10/2017	37	1.9	46		
3/11/2017				240	390
5/11/2017	31	1.7	43		330
5/12/2017				210	
10/12/2017	32	1.9	45	190	280
3/20/2018	34	1.9			
3/21/2018			45	200	290
6/6/2018	30	1.8	32		
6/8/2018				200	290
11/19/2018	38	1.8	20	380	240
3/11/2019	31	1.9	16		
3/12/2019				430	260
5/28/2019	37	2.1	35		
5/29/2019				440	250
11/18/2019	30	1.9	44		240
11/19/2019				360	
5/5/2020	31	2.3	13		
5/6/2020				290	180
9/29/2020	41	2.6	9.6		
9/30/2020				270	220
2/9/2021	26	2.4	9.1	250	230
9/16/2021	250 (O)	2.6	6.9		
9/17/2021				350	230
4/14/2022	30	2.8	17	340	220
9/1/2022	31	2.9	9.7		
9/2/2022				360	230
4/9/2023					220
4/10/2023	23	2.9	20	300	

Prediction Limit

Constituent: Chloride, Total (mg/L) Analysis Run 6/16/2023 2:41 PM View: Interwell PL

Plant Smith Client: FPL Data: Plant Smith CCR

	MW-12 (bg)	MW-3 (bg)	MW-2 (bg)	MW-6	MW-7
2/22/2016	140	11	15		
2/23/2016				3500	1500
4/25/2016		10	18		
4/26/2016	190			4200	1600
6/27/2016	170	11	17		
6/28/2016				4000	1600
8/29/2016	180	11	16	3300	1600
11/1/2016	230	11	11		
11/2/2016				3600	1700
1/4/2017	220	11	11		
1/5/2017				2900	1400
3/10/2017	210	11	14		
3/11/2017				3500	1500
5/11/2017	200	12	11	3600	
5/12/2017					1600
10/12/2017	190	12	12	3000	1400
3/20/2018	190	11			
3/21/2018			9.3	2900	1300
6/6/2018	190	11	13		
6/8/2018				2900	1400
11/19/2018	210	19.9 (D)	13	3200	3300
3/11/2019	190	13	12		
3/12/2019				2900	3300
5/28/2019	190	13	13		
5/29/2019				2800	3400
11/18/2019	210	14	12	3000	
11/19/2019					3400
5/5/2020	200	15	13		
5/6/2020				2500	2600
9/29/2020	200	16	14		
9/30/2020				2400	1900
2/9/2021	150	15	20	2500	2000
9/16/2021	160	15	11		
9/17/2021				2900	2400
4/14/2022	180	16	12	2700	2900
9/1/2022	160	12	8.5		
9/2/2022				2300	2600
4/3/2023	160	12	7.7	2800	
4/7/2023					2700

Prediction Limit

Constituent: Fluoride, total (mg/L) Analysis Run 6/16/2023 2:41 PM View: Interwell PL

Plant Smith Client: FPL Data: Plant Smith CCR

	MW-12 (bg)	MW-3 (bg)	MW-2 (bg)	MW-6	MW-7
2/22/2016	0.09 (J)	0.04 (J)	0.06 (J)		
2/23/2016				0.085 (J)	0.047 (J)
4/25/2016		<0.1	0.04 (J)		
4/26/2016	0.08 (J)			0.05 (J)	0.04 (J)
6/27/2016	0.08 (J)	<0.1	0.04 (J)		
6/28/2016				0.05 (J)	<0.1
8/29/2016	0.09 (J)	0.04 (J)	0.16	<0.1	0.04 (J)
11/1/2016	0.08 (J)	<0.1	0.17		
11/2/2016				<0.1	<0.1
1/4/2017	0.1	<0.1	0.23		
1/5/2017				<0.1	<0.1
3/10/2017	0.1	<0.1	0.21		
3/11/2017				0.04 (J)	<0.1
5/11/2017	0.1	<0.1	0.23	0.04 (J)	
5/12/2017					0.04 (J)
10/12/2017	0.12	<0.1	0.27	0.04	<0.1
3/20/2018	0.12	<0.1			
3/21/2018			0.28	0.05 (J)	<0.1
6/6/2018	0.12	0.04 (J)	0.19		
6/8/2018				0.05 (J)	<0.1
11/19/2018	0.13	0.04 (J)	0.12	0.04 (J)	<0.1
3/11/2019	0.12	0.04 (J)	0.08 (J)		
3/12/2019				0.05 (J)	<0.1
5/28/2019	0.13	0.04 (J)	0.13		
5/29/2019				0.05 (J)	<0.1
11/18/2019	0.14	<0.1	0.17	0.05 (I)	
11/19/2019					<0.1
5/5/2020	0.15 (V)	0.05 (J)	0.09 (J)		
5/6/2020				<0.1	<0.1
9/29/2020	0.15	<0.1	0.06		
9/30/2020				<0.1	<0.1
2/9/2021	0.11	<0.1	0.06 (I)	0.04 (I)	<0.1
9/16/2021	0.11	<0.1	<0.1		
9/17/2021				<0.1	<0.1
4/14/2022	0.12	<0.1	0.14	<0.1	<0.1
9/1/2022	<0.1	<0.1	<0.1		
9/2/2022				<0.1	<0.1
4/6/2023				<0.1	
4/10/2023	0.11	<0.1	0.13		<0.1

ND substitution: RL or RL/2 if <15% NDs.

Prediction Limit

Constituent: Sulfate as SO4 (mg/L) Analysis Run 6/16/2023 2:41 PM View: Interwell PL

Plant Smith Client: FPL Data: Plant Smith CCR

	MW-12 (bg)	MW-2 (bg)	MW-3 (bg)	MW-7	MW-6
2/22/2016	<5	6.3	<5		
2/23/2016				320	480
4/25/2016		6.1	1.4 (J)		
4/26/2016	<5			570	780
6/27/2016	1.6 (J)	6.6	<5		
6/28/2016				580	680
8/29/2016	<5	4.5 (J)	<5	630	470 (J)
11/1/2016	<5	<5	<5		
11/2/2016				570	530
1/4/2017	<5	<5 (*)	<5 (*)		
1/5/2017				640	490
3/10/2017	<5	2.3 (J)	<5		
3/11/2017				710	660
5/11/2017	<5	<5	<5		570
5/12/2017				600	
10/12/2017	<5	<5	<5	670	520
3/20/2018	1.8 (J)		<5		
3/21/2018		<5		720	530
6/6/2018	2.3 (J)	4.8 (J)	<5		
6/8/2018				750	560
11/19/2018	2.2 (J)	4.4 (J)	7.473 (D)	910	520
3/11/2019	1.5 (J)	5.2	<5		
3/12/2019				870	510
5/28/2019	3 (J)	4.3 (J)	<5		
5/29/2019				870	460
11/18/2019	<5	2.8 (I)	<5		350
11/19/2019				650	
5/5/2020	<5	4.4 (J)	<5		
5/6/2020				550	320
9/29/2020	3.3	4.8	<5		
9/30/2020				630	430
2/9/2021	<5	9.2	<5	420	360
9/16/2021	<5	5	<5		
9/17/2021				320	300
4/14/2022	18	9.6	3 (J)	520	370
9/1/2022	19	4.5 (J)	1.4 (J)		
9/2/2022				580	390

ND substitution: RL or RL/2 if <15% NDs.

Prediction Limit

Constituent: Total Dissolved Solids [TDS] (mg/L) Analysis Run 6/16/2023 2:41 PM View: Interwell PL

Plant Smith Client: FPL Data: Plant Smith CCR

	MW-12 (bg)	MW-3 (bg)	MW-2 (bg)	MW-7	MW-6
2/22/2016	410	46	74		
2/23/2016				3700	7600
5/11/2016	410	42	200	3700	7500
6/27/2016	4200 (O)	24	42		
6/28/2016				3700	7600
8/29/2016	490	42	200	3300	5100
11/1/2016	540	64	220		
11/2/2016				3800	6500
1/4/2017	520	44	140		
1/5/2017				3500	5500
3/10/2017	490	16	160		
3/11/2017				3500	7000
5/11/2017	490	42	190		6000
5/12/2017				3300	
10/12/2017	470	30	150	3000	5500
3/20/2018	510	12			
3/21/2018			150	3400	5400
6/6/2018	460	46	160		
6/8/2018				3200	6100
11/19/2018	490	22	88 (D)	6500	5500
3/11/2019	440	12	72		
3/12/2019				6800	5400
5/28/2019	540	110	140		
5/29/2019				8600	5800
11/18/2019	560	52	170		6000
11/19/2019				8200	
5/5/2020	430	34	54		
5/6/2020				6100	5000
9/29/2020	580	36	40		
9/30/2020				4300	5600
2/9/2021	500	66	130	4200	5300
9/16/2021	430	76	50		
9/17/2021				5600	5000
4/14/2022	480	68	64	5100	4800
9/1/2022	530	56	110		
9/2/2022				6100	5200
3/31/2023	600	92	98	6200	2700

FIGURE F.

Appendix IIII Trend Test - Prediction Limit Exceedances - Significant Results

Plant Smith Client: FPL Data: Plant Smith CCR Printed 6/16/2023, 2:48 PM

Constituent	Well	Slope	Calc.	Critical	Sig.	N	%NDs	Normality	Xform	Alpha	Method
Boron, total (mg/L)	**MW-7**	**0.1186**	**104**	**92**	**Yes**	**22**	**0**	**n/a**	**n/a**	**0.01**	**NP**
Calcium, Dissolved (mg/L)	**MW-3 (bg)**	**0.1553**	**151**	**92**	**Yes**	**22**	**0**	**n/a**	**n/a**	**0.01**	**NP**
Calcium, Dissolved (mg/L)	**MW-6**	**-26.53**	**-146**	**-92**	**Yes**	**22**	**0**	**n/a**	**n/a**	**0.01**	**NP**
Calcium, Dissolved (mg/L)	**MW-7**	**19.91**	**98**	**92**	**Yes**	**22**	**0**	**n/a**	**n/a**	**0.01**	**NP**
Chloride, Total (mg/L)	**MW-3 (bg)**	**0.8022**	**126**	**92**	**Yes**	**22**	**0**	**n/a**	**n/a**	**0.01**	**NP**
Chloride, Total (mg/L)	**MW-6**	**-185.8**	**-150**	**-92**	**Yes**	**22**	**0**	**n/a**	**n/a**	**0.01**	**NP**
Fluoride, total (mg/L)	**MW-12 (bg)**	**0.008508**	**93**	**92**	**Yes**	**22**	**4.545**	**n/a**	**n/a**	**0.01**	**NP**
Sulfate as SO4 (mg/L)	**MW-6**	**-40.63**	**-116**	**-87**	**Yes**	**21**	**0**	**n/a**	**n/a**	**0.01**	**NP**
Total Dissolved Solids [TDS] (mg/L)	**MW-6**	**-346.8**	**-136**	**-92**	**Yes**	**22**	**0**	**n/a**	**n/a**	**0.01**	**NP**

Appendix IIII Trend Test - Prediction Limit Exceedances - All Results

Plant Smith Client: FPL Data: Plant Smith CCR Printed 6/16/2023, 2:48 PM

Constituent	Well	Slope	Calc.	Critical	Sig.	N	%NDs	Normality	Xform	Alpha	Method
Boron, total (mg/L)	MW-12 (bg)	0.0002045	6	92	No	22	9.091	n/a	n/a	0.01	NP
Boron, total (mg/L)	MW-2 (bg)	-0.001431	-54	-92	No	22	36.36	n/a	n/a	0.01	NP
Boron, total (mg/L)	MW-3 (bg)	0	-40	-92	No	22	81.82	n/a	n/a	0.01	NP
Boron, total (mg/L)	MW-6	-0.1888	-62	-92	No	22	0	n/a	n/a	0.01	NP
Boron, total (mg/L)	**MW-7**	**0.1186**	**104**	**92**	**Yes**	**22**	**0**	**n/a**	**n/a**	**0.01**	**NP**
Calcium, Dissolved (mg/L)	MW-12 (bg)	0	-8	-87	No	21	0	n/a	n/a	0.01	NP
Calcium, Dissolved (mg/L)	MW-2 (bg)	-3.887	-74	-92	No	22	0	n/a	n/a	0.01	NP
Calcium, Dissolved (mg/L)	**MW-3 (bg)**	**0.1553**	**151**	**92**	**Yes**	**22**	**0**	**n/a**	**n/a**	**0.01**	**NP**
Calcium, Dissolved (mg/L)	**MW-6**	**-26.53**	**-146**	**-92**	**Yes**	**22**	**0**	**n/a**	**n/a**	**0.01**	**NP**
Calcium, Dissolved (mg/L)	**MW-7**	**19.91**	**98**	**92**	**Yes**	**22**	**0**	**n/a**	**n/a**	**0.01**	**NP**
Chloride, Total (mg/L)	MW-12 (bg)	-3.032	-42	-92	No	22	0	n/a	n/a	0.01	NP
Chloride, Total (mg/L)	MW-2 (bg)	-0.6093	-66	-92	No	22	0	n/a	n/a	0.01	NP
Chloride, Total (mg/L)	**MW-3 (bg)**	**0.8022**	**126**	**92**	**Yes**	**22**	**0**	**n/a**	**n/a**	**0.01**	**NP**
Chloride, Total (mg/L)	**MW-6**	**-185.8**	**-150**	**-92**	**Yes**	**22**	**0**	**n/a**	**n/a**	**0.01**	**NP**
Chloride, Total (mg/L)	MW-7	168.5	86	92	No	22	0	n/a	n/a	0.01	NP
Fluoride, total (mg/L)	**MW-12 (bg)**	**0.008508**	**93**	**92**	**Yes**	**22**	**4.545**	**n/a**	**n/a**	**0.01**	**NP**
Fluoride, total (mg/L)	MW-2 (bg)	-0.01093	-33	-92	No	22	9.091	n/a	n/a	0.01	NP
Fluoride, total (mg/L)	MW-3 (bg)	0	25	92	No	22	68.18	n/a	n/a	0.01	NP
pH, Field (SU)	MW-12 (bg)	-0.01244	-33	-81	No	20	0	n/a	n/a	0.01	NP
pH, Field (SU)	MW-2 (bg)	-0.1407	-73	-81	No	20	0	n/a	n/a	0.01	NP
pH, Field (SU)	MW-3 (bg)	-0.02124	-64	-81	No	20	0	n/a	n/a	0.01	NP
Sulfate as SO4 (mg/L)	MW-12 (bg)	0	30	87	No	21	57.14	n/a	n/a	0.01	NP
Sulfate as SO4 (mg/L)	MW-2 (bg)	-0.06321	-28	-87	No	21	23.81	n/a	n/a	0.01	NP
Sulfate as SO4 (mg/L)	MW-3 (bg)	0	-17	-87	No	21	80.95	n/a	n/a	0.01	NP
Sulfate as SO4 (mg/L)	**MW-6**	**-40.63**	**-116**	**-87**	**Yes**	**21**	**0**	**n/a**	**n/a**	**0.01**	**NP**
Sulfate as SO4 (mg/L)	MW-7	1.643	7	87	No	21	0	n/a	n/a	0.01	NP
Total Dissolved Solids [TDS] (mg/L)	MW-12 (bg)	8.679	45	87	No	21	0	n/a	n/a	0.01	NP
Total Dissolved Solids [TDS] (mg/L)	MW-2 (bg)	-14.26	-81	-92	No	22	0	n/a	n/a	0.01	NP
Total Dissolved Solids [TDS] (mg/L)	MW-3 (bg)	4.366	64	92	No	22	0	n/a	n/a	0.01	NP
Total Dissolved Solids [TDS] (mg/L)	**MW-6**	**-346.8**	**-136**	**-92**	**Yes**	**22**	**0**	**n/a**	**n/a**	**0.01**	**NP**
Total Dissolved Solids [TDS] (mg/L)	MW-7	354.7	75	92	No	22	0	n/a	n/a	0.01	NP

Sanitas™ v.9.6.37a Sanitas software utilized by Groundwater Stats Consulting. UG
Hollow symbols indicate censored values.

Sen's Slope Estimator

MW-12 (bg)

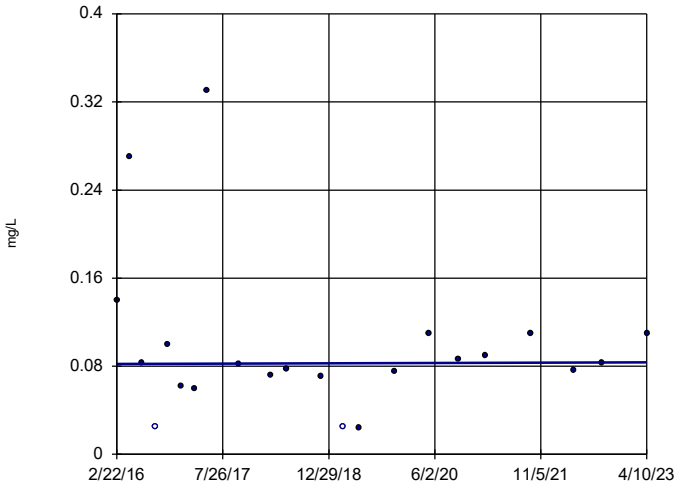

n = 22

Slope = 0.0002045 units per year.

Mann-Kendall statistic = 6
critical = 92

Trend not significant at 99% confidence level (α = 0.005 per tail).

Constituent: Boron, total Analysis Run 6/16/2023 2:46 PM View: Trend Test
Plant Smith Client: FPL Data: Plant Smith CCR

Sanitas™ v.9.6.37a Sanitas software utilized by Groundwater Stats Consulting. UG
Hollow symbols indicate censored values.

Sen's Slope Estimator

MW-2 (bg)

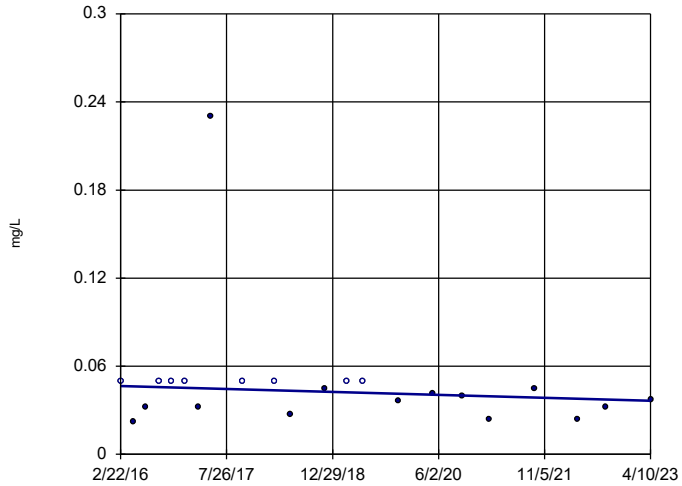

n = 22

Slope = -0.001431 units per year.

Mann-Kendall statistic = -54
critical = -92

Trend not significant at 99% confidence level (α = 0.005 per tail).

Constituent: Boron, total Analysis Run 6/16/2023 2:46 PM View: Trend Test
Plant Smith Client: FPL Data: Plant Smith CCR

Sanitas™ v.9.6.37a Sanitas software utilized by Groundwater Stats Consulting. UG
Hollow symbols indicate censored values.

Sen's Slope Estimator

MW-3 (bg)

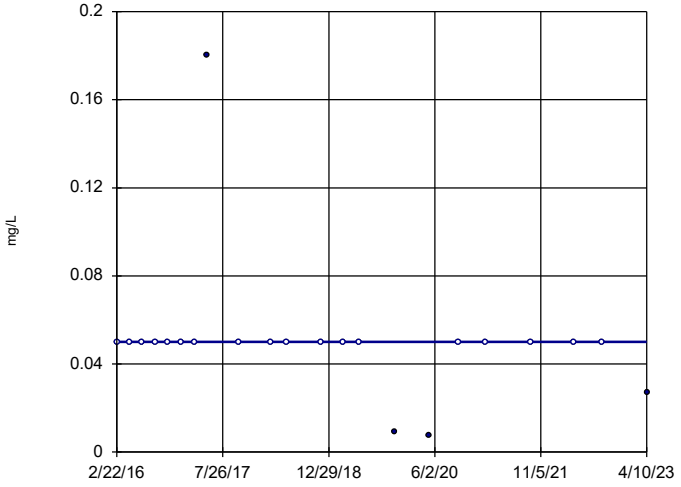

n = 22

Slope = 0 units per year.

Mann-Kendall statistic = -40
critical = -92

Trend not significant at 99% confidence level (α = 0.005 per tail).

Constituent: Boron, total Analysis Run 6/16/2023 2:46 PM View: Trend Test
Plant Smith Client: FPL Data: Plant Smith CCR

Sanitas™ v.9.6.37a Sanitas software utilized by Groundwater Stats Consulting. UG

Sen's Slope Estimator

MW-6

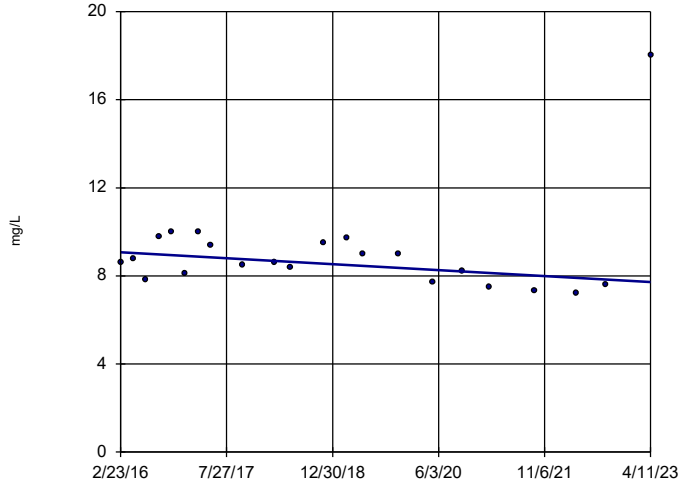

n = 22

Slope = -0.1888 units per year.

Mann-Kendall statistic = -62
critical = -92

Trend not significant at 99% confidence level (α = 0.005 per tail).

Constituent: Boron, total Analysis Run 6/16/2023 2:46 PM View: Trend Test
Plant Smith Client: FPL Data: Plant Smith CCR

Sen's Slope Estimator

MW-7

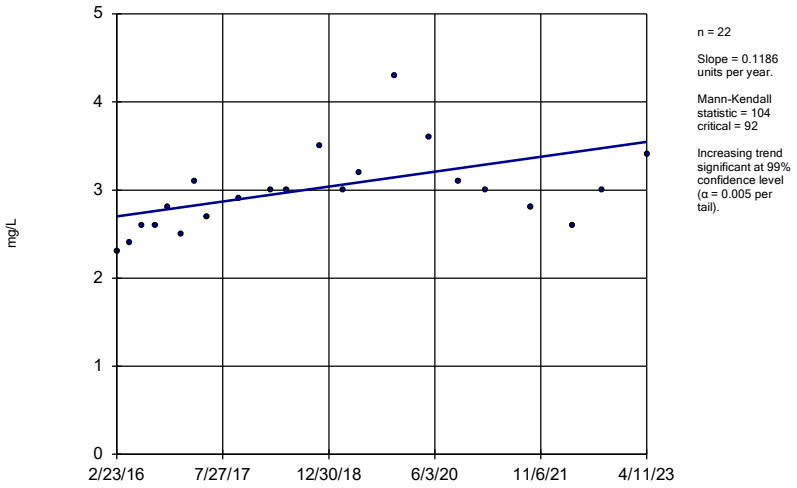

Constituent: Boron, total Analysis Run 6/16/2023 2:46 PM View: Trend Test
Plant Smith Client: FPL Data: Plant Smith CCR

Sanitas™ v.9.6.37a Sanitas software utilized by Groundwater Stats Consulting. UG

Sen's Slope Estimator

MW-12 (bg)

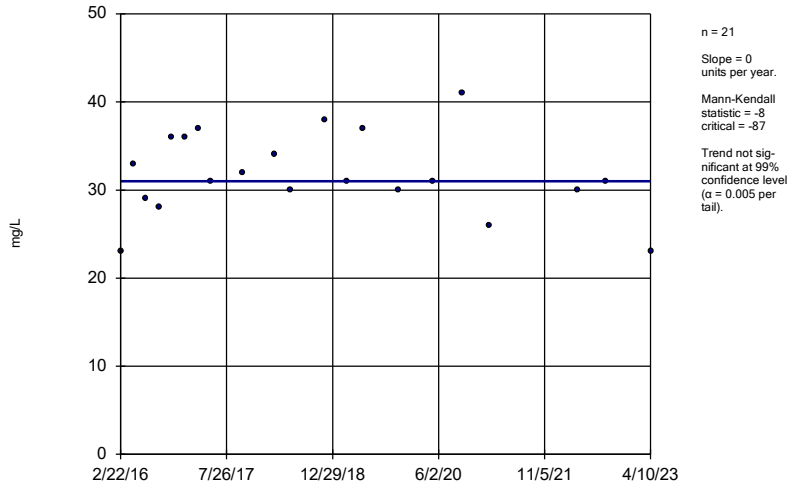

Constituent: Calcium, Dissolved Analysis Run 6/16/2023 2:46 PM View: Trend Test
Plant Smith Client: FPL Data: Plant Smith CCR

Sanitas™ v.9.6.37a Sanitas software utilized by Groundwater Stats Consulting. UG

Sen's Slope Estimator

MW-2 (bg)

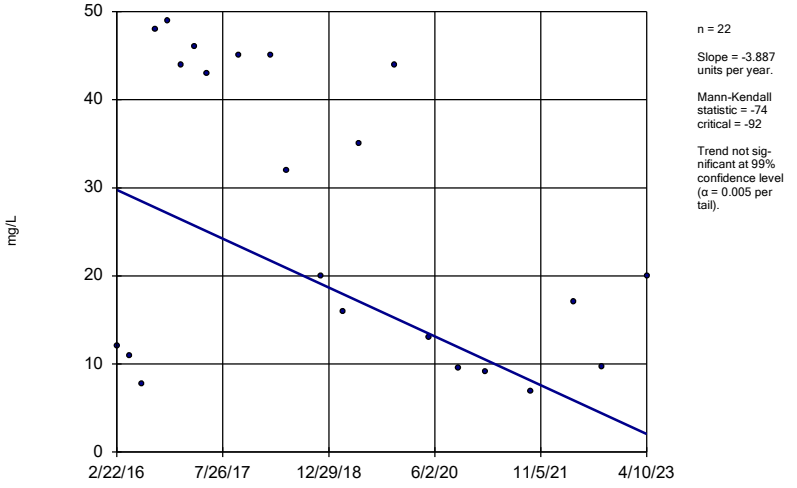

Constituent: Calcium, Dissolved Analysis Run 6/16/2023 2:46 PM View: Trend Test
Plant Smith Client: FPL Data: Plant Smith CCR

Sanitas™ v.9.6.37a Sanitas software utilized by Groundwater Stats Consulting. UG

Sen's Slope Estimator

MW-3 (bg)

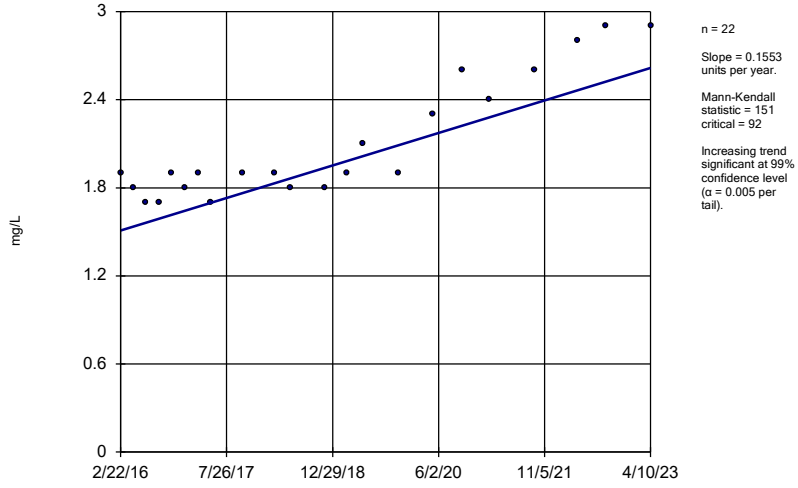

Constituent: Calcium, Dissolved Analysis Run 6/16/2023 2:46 PM View: Trend Test
Plant Smith Client: FPL Data: Plant Smith CCR

Sen's Slope Estimator

MW-6

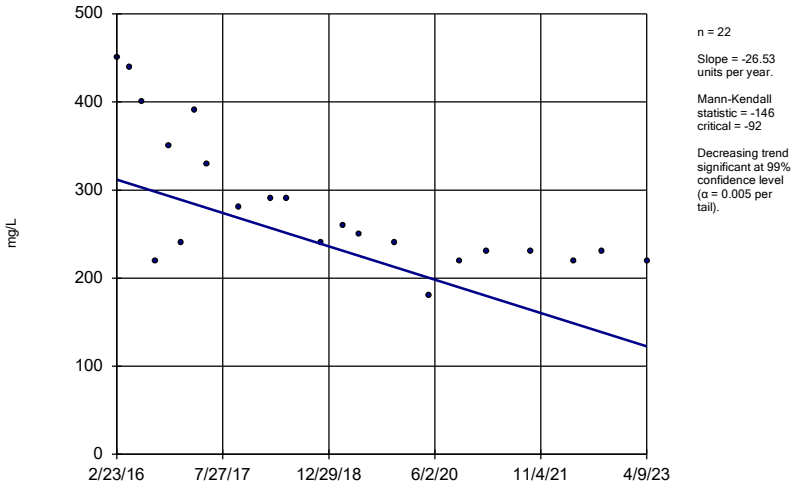

n = 22

Slope = -26.53 units per year.

Mann-Kendall statistic = -146 critical = -92

Decreasing trend significant at 99% confidence level (α = 0.005 per tail).

Constituent: Calcium, Dissolved Analysis Run 6/16/2023 2:46 PM View: Trend Test

Plant Smith Client: FPL Data: Plant Smith CCR

Sanitas™ v.9.6.37a Sanitas software utilized by Groundwater Stats Consulting. UG

Sen's Slope Estimator

MW-7

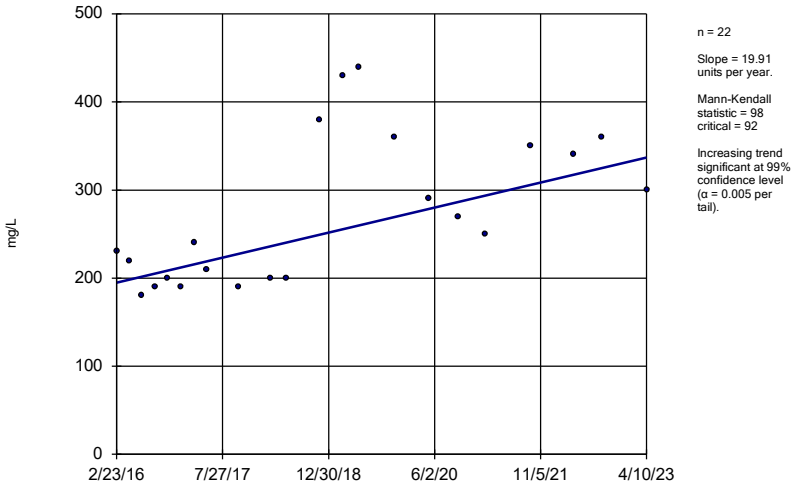

n = 22

Slope = 19.91 units per year.

Mann-Kendall statistic = 98 critical = 92

Increasing trend significant at 99% confidence level (α = 0.005 per tail).

Constituent: Calcium, Dissolved Analysis Run 6/16/2023 2:46 PM View: Trend Test

Plant Smith Client: FPL Data: Plant Smith CCR

Sanitas™ v.9.6.37a Sanitas software utilized by Groundwater Stats Consulting. UG

Sen's Slope Estimator

MW-12 (bg)

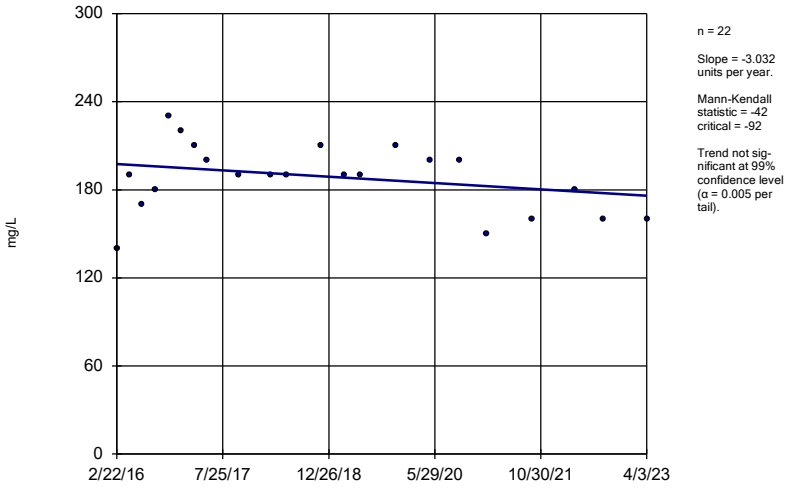

n = 22

Slope = -3.032 units per year.

Mann-Kendall statistic = -42 critical = -92

Trend not sig-nificant at 99% confidence level (α = 0.005 per tail).

Constituent: Chloride, Total Analysis Run 6/16/2023 2:46 PM View: Trend Test

Plant Smith Client: FPL Data: Plant Smith CCR

Sanitas™ v.9.6.37a Sanitas software utilized by Groundwater Stats Consulting. UG

Sen's Slope Estimator

MW-2 (bg)

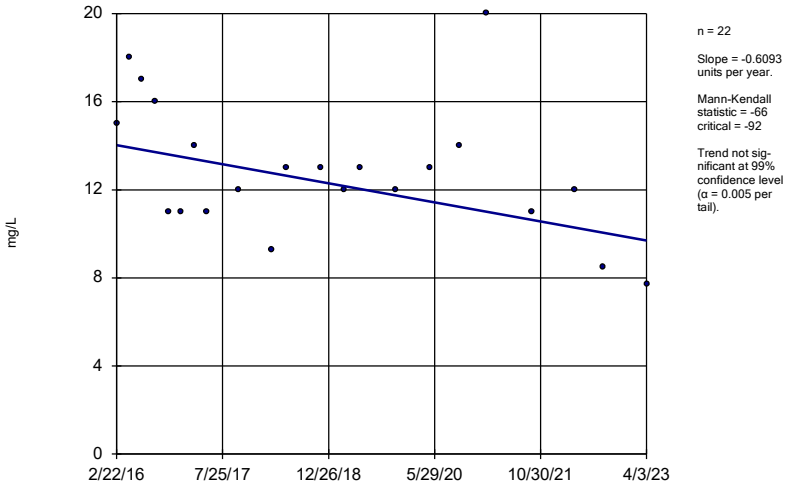

n = 22

Slope = -0.6093 units per year.

Mann-Kendall statistic = -66 critical = -92

Trend not sig-nificant at 99% confidence level (α = 0.005 per tail).

Constituent: Chloride, Total Analysis Run 6/16/2023 2:46 PM View: Trend Test

Plant Smith Client: FPL Data: Plant Smith CCR

Sanitas™ v.9.6.37a Sanitas software utilized by Groundwater Stats Consulting. UG

Sen's Slope Estimator

MW-3 (bg)

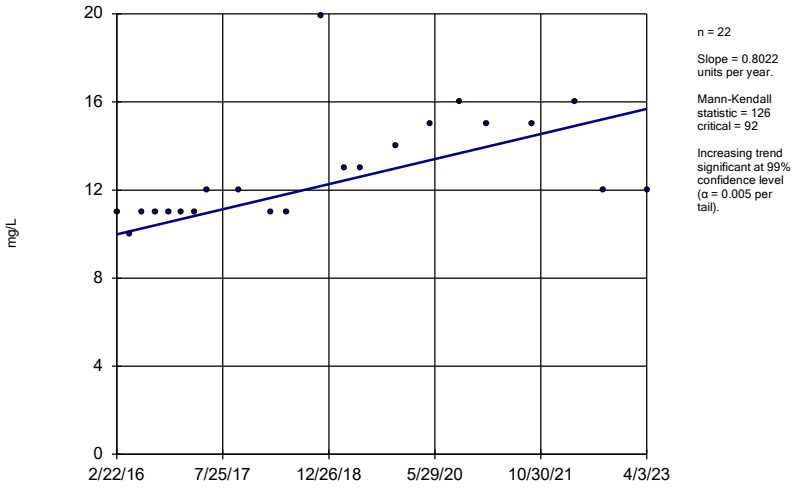

n = 22

Slope = 0.8022 units per year.

Mann-Kendall statistic = 126 critical = 92

Increasing trend significant at 99% confidence level (α = 0.005 per tail).

Constituent: Chloride, Total Analysis Run 6/16/2023 2:46 PM View: Trend Test

Plant Smith Client: FPL Data: Plant Smith CCR

Sanitas™ v.9.6.37a Sanitas software utilized by Groundwater Stats Consulting. UG

Sen's Slope Estimator

MW-6

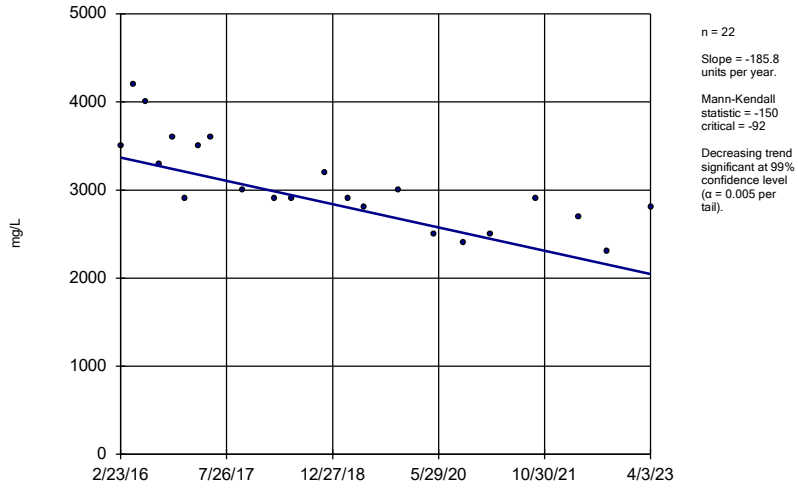

n = 22

Slope = -185.8 units per year.

Mann-Kendall statistic = -150 critical = -92

Decreasing trend significant at 99% confidence level (α = 0.005 per tail).

Constituent: Chloride, Total Analysis Run 6/16/2023 2:46 PM View: Trend Test

Plant Smith Client: FPL Data: Plant Smith CCR

Sanitas™ v.9.6.37a Sanitas software utilized by Groundwater Stats Consulting. UG

Sen's Slope Estimator

MW-7

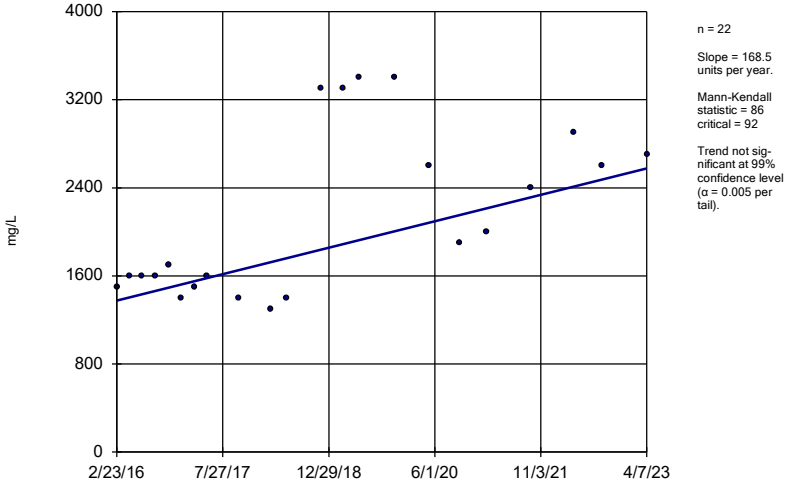

n = 22

Slope = 168.5 units per year.

Mann-Kendall statistic = 86 critical = 92

Trend not significant at 99% confidence level (α = 0.005 per tail).

Constituent: Chloride, Total Analysis Run 6/16/2023 2:46 PM View: Trend Test

Plant Smith Client: FPL Data: Plant Smith CCR

Sanitas™ v.9.6.37a Sanitas software utilized by Groundwater Stats Consulting. UG

Hollow symbols indicate censored values.

Sen's Slope Estimator

MW-12 (bg)

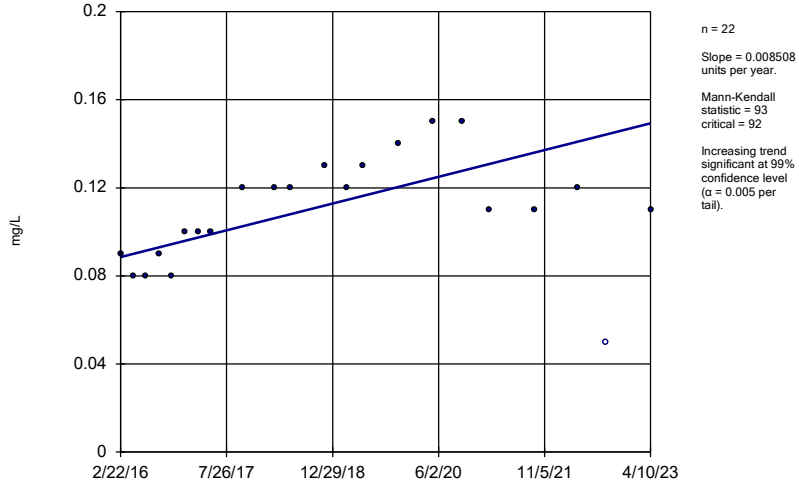

n = 22

Slope = 0.008508 units per year.

Mann-Kendall statistic = 93 critical = 92

Increasing trend significant at 99% confidence level (α = 0.005 per tail).

Constituent: Fluoride, total Analysis Run 6/16/2023 2:46 PM View: Trend Test

Plant Smith Client: FPL Data: Plant Smith CCR

Sanitas™ v.9.6.37a Sanitas software utilized by Groundwater Stats Consulting. UG
Hollow symbols indicate censored values.

Sen's Slope Estimator

MW-2 (bg)

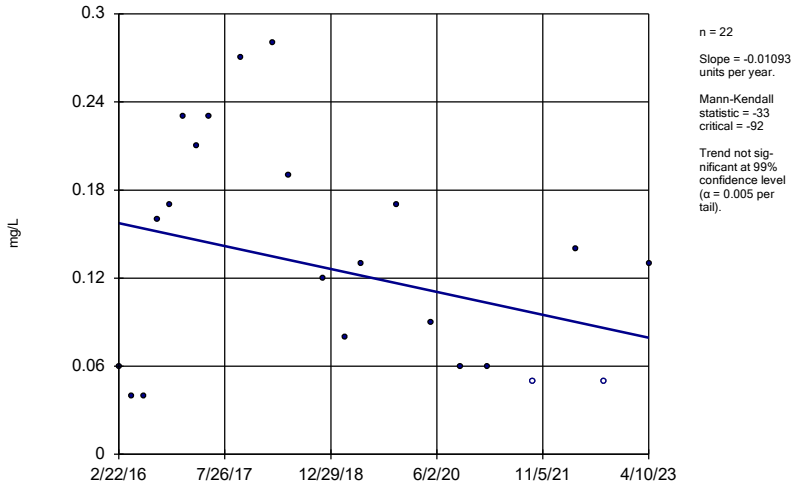

n = 22

Slope = -0.01093 units per year.

Mann-Kendall statistic = -33
critical = -92

Trend not significant at 99% confidence level (α = 0.005 per tail).

Constituent: Fluoride, total Analysis Run 6/16/2023 2:46 PM View: Trend Test
Plant Smith Client: FPL Data: Plant Smith CCR

Sanitas™ v.9.6.37a Sanitas software utilized by Groundwater Stats Consulting. UG
Hollow symbols indicate censored values.

Sen's Slope Estimator

MW-3 (bg)

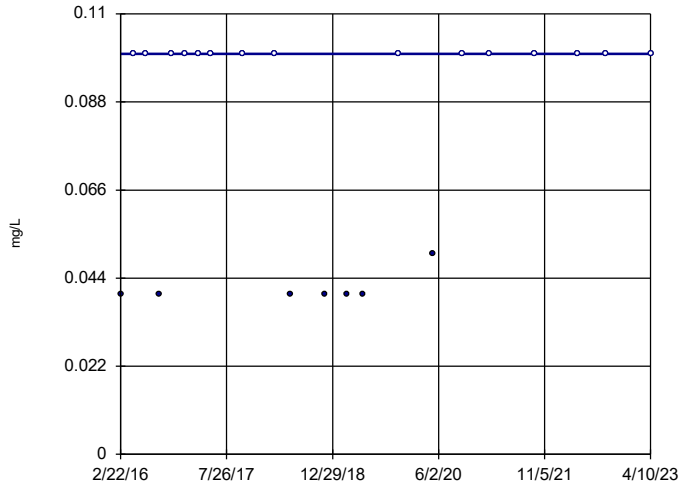

n = 22

Slope = 0 units per year.

Mann-Kendall statistic = 25
critical = 92

Trend not significant at 99% confidence level (α = 0.005 per tail).

Constituent: Fluoride, total Analysis Run 6/16/2023 2:46 PM View: Trend Test
Plant Smith Client: FPL Data: Plant Smith CCR

Sanitas™ v.9.6.37a Sanitas software utilized by Groundwater Stats Consulting. UG

Sen's Slope Estimator

MW-12 (bg)

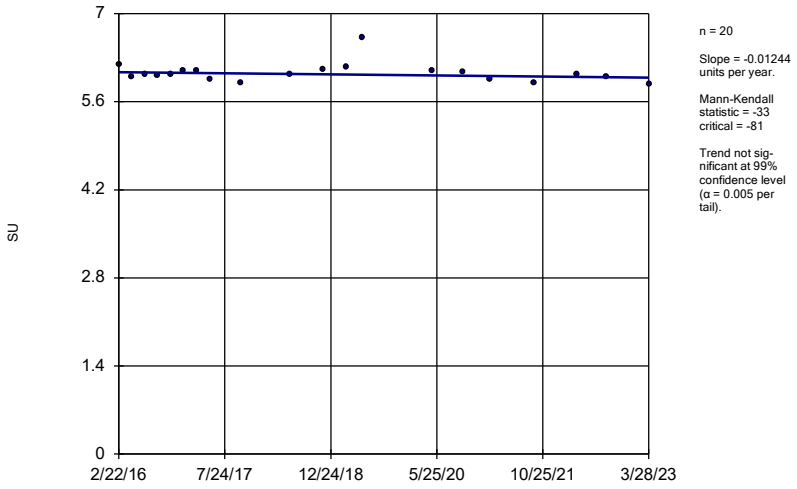

n = 20

Slope = -0.01244 units per year.

Mann-Kendall statistic = -33
critical = -81

Trend not significant at 99% confidence level (α = 0.005 per tail).

Constituent: pH, Field Analysis Run 6/16/2023 2:46 PM View: Trend Test
Plant Smith Client: FPL Data: Plant Smith CCR

Sanitas™ v.9.6.37a Sanitas software utilized by Groundwater Stats Consulting. UG

Sen's Slope Estimator

MW-2 (bg)

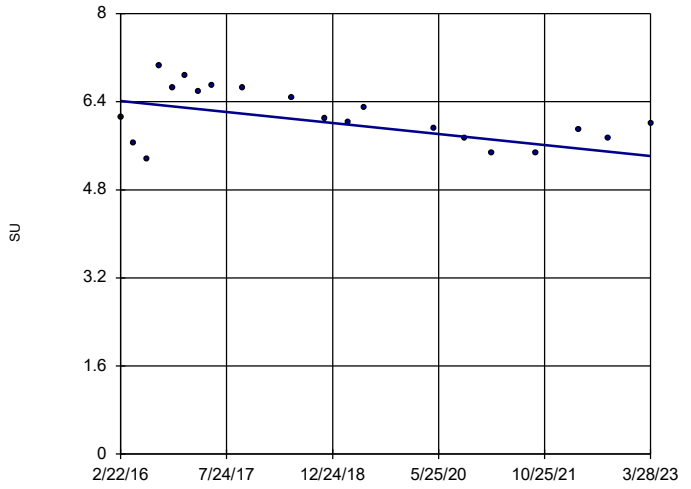

n = 20

Slope = -0.1407 units per year.

Mann-Kendall statistic = -73
critical = -81

Trend not significant at 99% confidence level (α = 0.005 per tail).

Constituent: pH, Field Analysis Run 6/16/2023 2:46 PM View: Trend Test
Plant Smith Client: FPL Data: Plant Smith CCR

Sanitas™ v.9.6.37a Sanitas software utilized by Groundwater Stats Consulting. UG

Sen's Slope Estimator

MW-3 (bg)

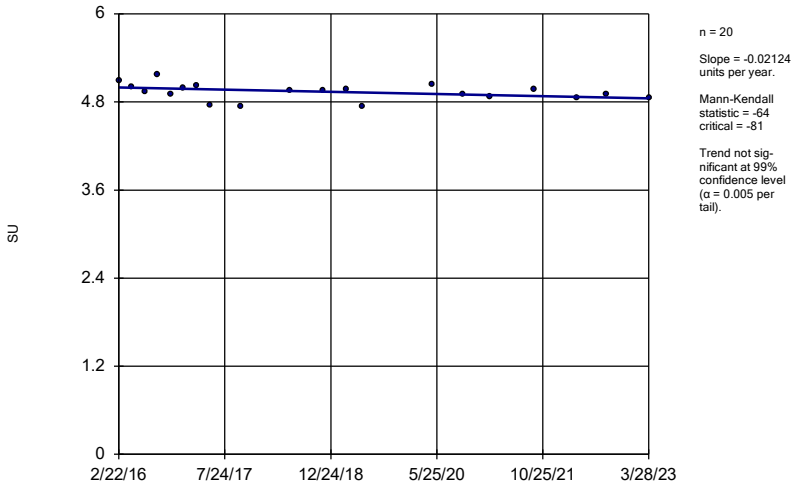

Constituent: pH, Field Analysis Run 6/16/2023 2:46 PM View: Trend Test

Plant Smith Client: FPL Data: Plant Smith CCR

Sanitas™ v.9.6.37a Sanitas software utilized by Groundwater Stats Consulting. UG

Hollow symbols indicate censored values.

Sen's Slope Estimator

MW-12 (bg)

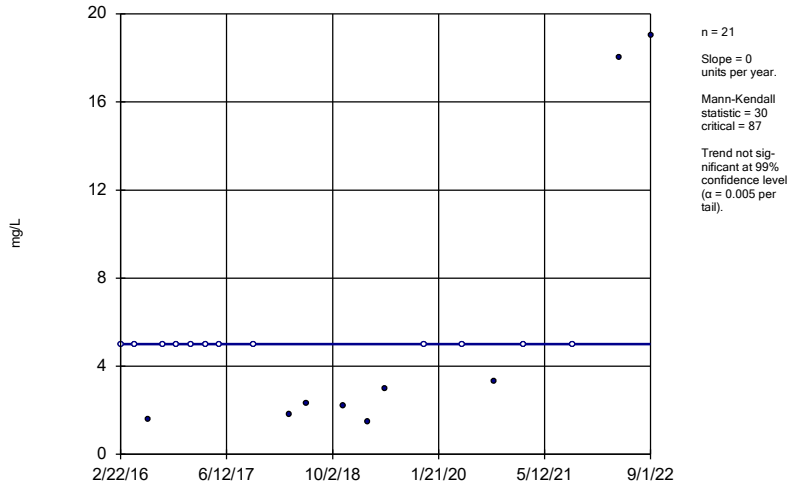

Constituent: Sulfate as SO4 Analysis Run 6/16/2023 2:46 PM View: Trend Test

Plant Smith Client: FPL Data: Plant Smith CCR

Sanitas™ v.9.6.37a Sanitas software utilized by Groundwater Stats Consulting. UG

Hollow symbols indicate censored values.

Sen's Slope Estimator

MW-2 (bg)

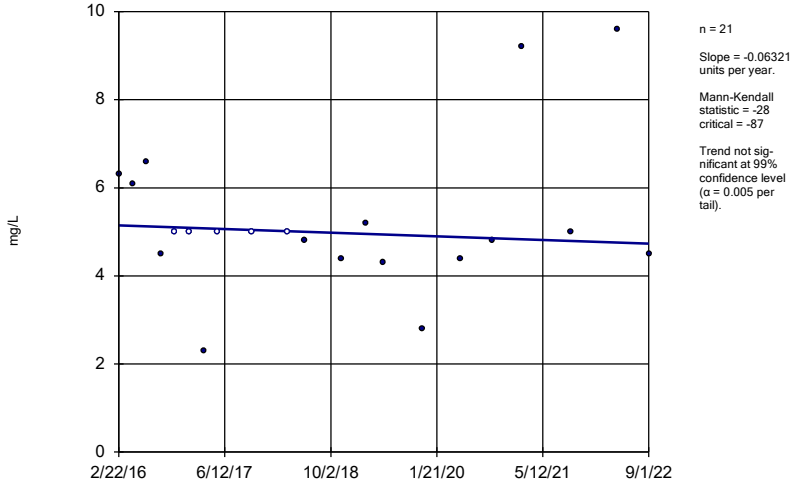

Constituent: Sulfate as SO4 Analysis Run 6/16/2023 2:46 PM View: Trend Test

Plant Smith Client: FPL Data: Plant Smith CCR

Sanitas™ v.9.6.37a Sanitas software utilized by Groundwater Stats Consulting. UG

Hollow symbols indicate censored values.

Sen's Slope Estimator

MW-3 (bg)

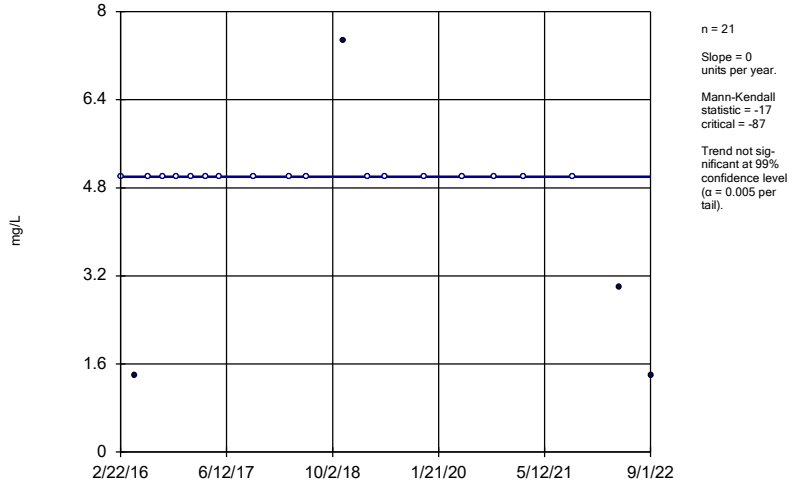

Constituent: Sulfate as SO4 Analysis Run 6/16/2023 2:46 PM View: Trend Test

Plant Smith Client: FPL Data: Plant Smith CCR

Sen's Slope Estimator

MW-6

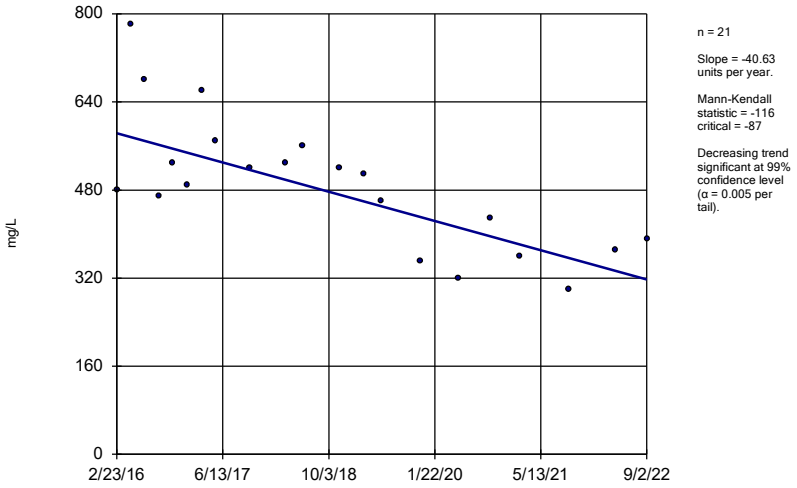

n = 21

Slope = -40.63 units per year.

Mann-Kendall statistic = -116 critical = -87

Decreasing trend significant at 99% confidence level (α = 0.005 per tail).

Constituent: Sulfate as SO4 Analysis Run 6/16/2023 2:46 PM View: Trend Test

Plant Smith Client: FPL Data: Plant Smith CCR

Sanitas™ v.9.6.37a Sanitas software utilized by Groundwater Stats Consulting. UG

Sen's Slope Estimator

MW-7

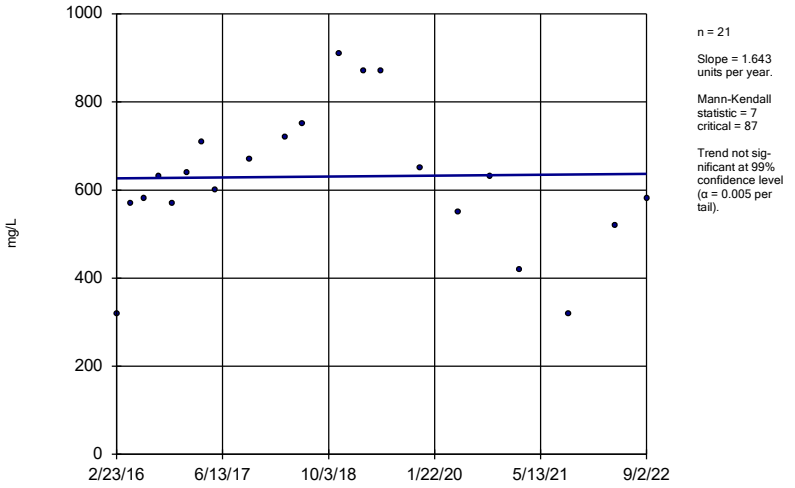

n = 21

Slope = 1.643 units per year.

Mann-Kendall statistic = 7 critical = 87

Trend not significant at 99% confidence level (α = 0.005 per tail).

Constituent: Sulfate as SO4 Analysis Run 6/16/2023 2:46 PM View: Trend Test

Plant Smith Client: FPL Data: Plant Smith CCR

Sanitas™ v.9.6.37a Sanitas software utilized by Groundwater Stats Consulting. UG

Sen's Slope Estimator

MW-12 (bg)

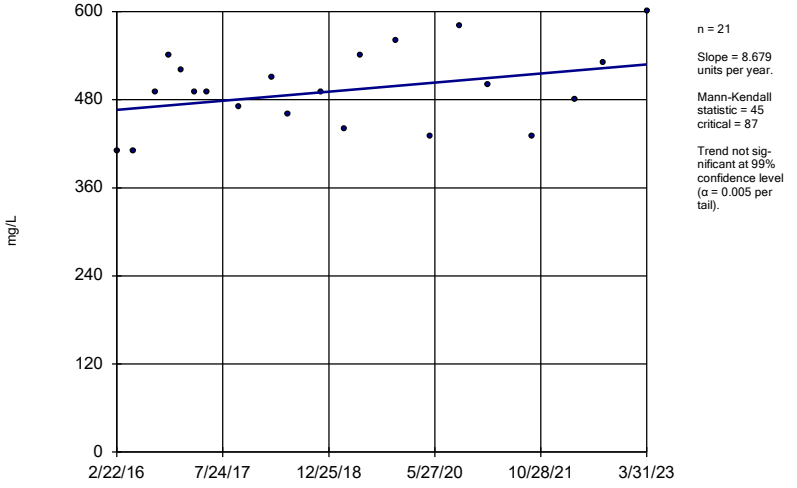

n = 21

Slope = 8.679 units per year.

Mann-Kendall statistic = 45 critical = 87

Trend not significant at 99% confidence level (α = 0.005 per tail).

Constituent: Total Dissolved Solids [TDS] Analysis Run 6/16/2023 2:46 PM View: Trend Test

Plant Smith Client: FPL Data: Plant Smith CCR

Sanitas™ v.9.6.37a Sanitas software utilized by Groundwater Stats Consulting. UG

Sen's Slope Estimator

MW-2 (bg)

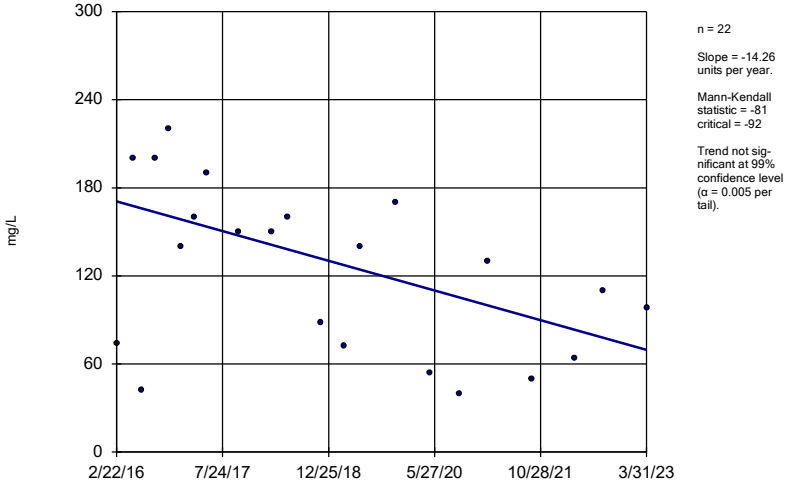

n = 22

Slope = -14.26 units per year.

Mann-Kendall statistic = -81 critical = -92

Trend not significant at 99% confidence level (α = 0.005 per tail).

Constituent: Total Dissolved Solids [TDS] Analysis Run 6/16/2023 2:46 PM View: Trend Test

Plant Smith Client: FPL Data: Plant Smith CCR

Sen's Slope Estimator

MW-3 (bg)

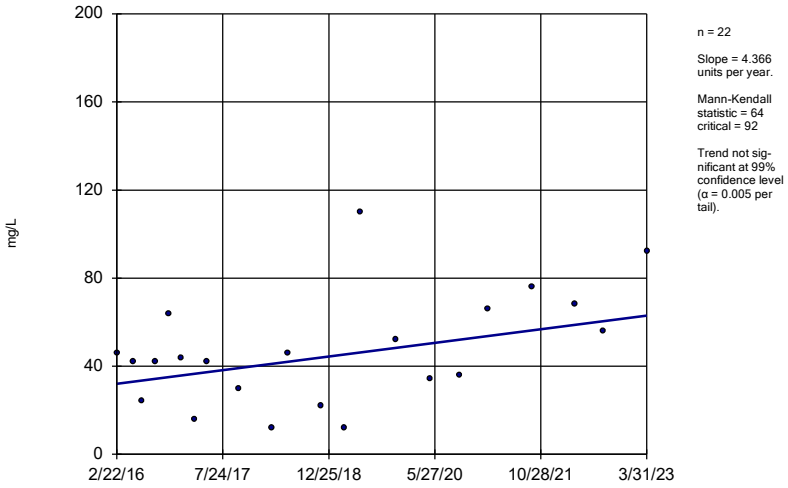

n = 22

Slope = 4.366 units per year.

Mann-Kendall statistic = 64 critical = 92

Trend not significant at 99% confidence level (α = 0.005 per tail).

Constituent: Total Dissolved Solids [TDS] Analysis Run 6/16/2023 2:46 PM View: Trend Test

Plant Smith Client: FPL Data: Plant Smith CCR

Sanitas™ v.9.6.37a Sanitas software utilized by Groundwater Stats Consulting. UG

Sen's Slope Estimator

MW-6

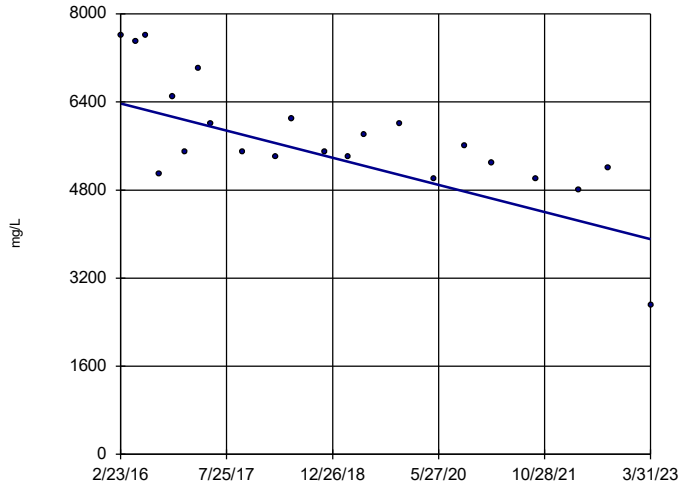

n = 22

Slope = -346.8 units per year.

Mann-Kendall statistic = -136 critical = -92

Decreasing trend significant at 99% confidence level (α = 0.005 per tail).

Constituent: Total Dissolved Solids [TDS] Analysis Run 6/16/2023 2:46 PM View: Trend Test

Plant Smith Client: FPL Data: Plant Smith CCR

Sanitas™ v.9.6.37a Sanitas software utilized by Groundwater Stats Consulting. UG

Sen's Slope Estimator

MW-7

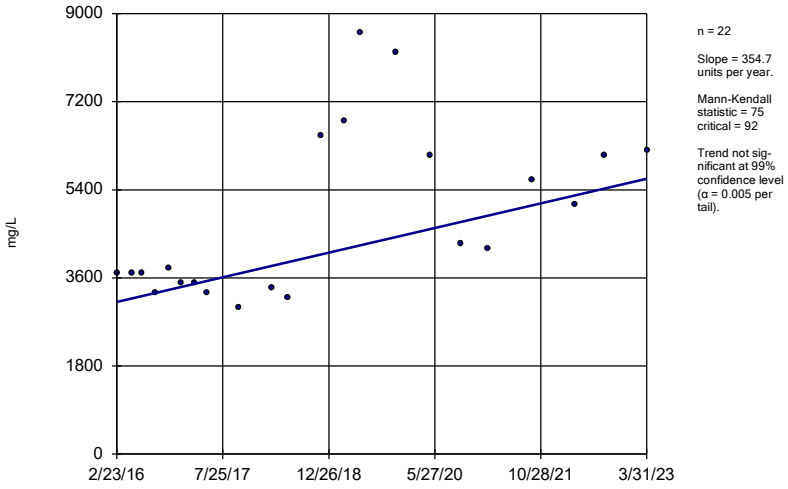

n = 22

Slope = 354.7 units per year.

Mann-Kendall statistic = 75 critical = 92

Trend not significant at 99% confidence level (α = 0.005 per tail).

Constituent: Total Dissolved Solids [TDS] Analysis Run 6/16/2023 2:46 PM View: Trend Test

Plant Smith Client: FPL Data: Plant Smith CCR

FIGURE G.

Upper Tolerance Limit Summary Table

Plant Smith Client: FPL Data: Plant Smith CCR Printed 6/16/2023, 2:53 PM

Constituent	Upper Lim.	Date	Observ.	Sig.	Bg N	%NDs	ND Adj.	Transform	Alpha	Method
Antimony (mg/L)	0.0025	n/a	n/a	n/a	51	100	n/a	n/a	0.0731	NP Inter(NDs)
Arsenic (mg/L)	0.0014	n/a	n/a	n/a	63	95.24	n/a	n/a	0.0395	NP Inter(NDs)
Barium (mg/L)	0.02861	n/a	n/a	n/a	63	4.762	None	sqrt(x)	0.05	Inter
Beryllium (mg/L)	0.0025	n/a	n/a	n/a	60	95	n/a	n/a	0.04607	NP Inter(NDs)
Cadmium (mg/L)	0.0025	n/a	n/a	n/a	50	100	n/a	n/a	0.07694	NP Inter(NDs)
Chromium (mg/L)	0.0074	n/a	n/a	n/a	62	45.16	n/a	n/a	0.04158	NP Inter(normality)
Cobalt (mg/L)	0.0025	n/a	n/a	n/a	56	100	n/a	n/a	0.05656	NP Inter(NDs)
Combined Radium 226 + 228 (pCi/L)	4.64	n/a	n/a	n/a	63	0	n/a	n/a	0.0395	NP Inter(normality)
Fluoride, total (mg/L)	0.28	n/a	n/a	n/a	66	27.27	n/a	n/a	0.03387	NP Inter(normality)
Lead (mg/L)	0.0013	n/a	n/a	n/a	57	96.49	n/a	n/a	0.05373	NP Inter(NDs)
Lithium (mg/L)	0.025	n/a	n/a	n/a	62	19.35	n/a	n/a	0.04158	NP Inter(normality)
Mercury (mg/L)	0.0002	n/a	n/a	n/a	51	98.04	n/a	n/a	0.0731	NP Inter(NDs)
Molybdenum (mg/L)	0.015	n/a	n/a	n/a	63	96.83	n/a	n/a	0.0395	NP Inter(NDs)
Selenium (mg/L)	0.0013	n/a	n/a	n/a	56	92.86	n/a	n/a	0.05656	NP Inter(NDs)
Thallium (mg/L)	0.0005	n/a	n/a	n/a	50	100	n/a	n/a	0.07694	NP Inter(NDs)

FIGURE H.

PLANT SMITH GWPS				
Constituent Name	**MCL**	**CCR Rule Specified**	**Background**	**GWPS**
Antimony, Total (mg/L)	0.006		0.0025	0.006
Arsenic, Total (mg/L)	0.01		0.0014	0.01
Barium, Total (mg/L)	2		0.029	2
Beryllium, Total (mg/L)	0.004		0.0025	0.004
Cadmium, Total (mg/L)	0.005		0.0025	0.005
Chromium, Total (mg/L)	0.1		0.0074	0.1
Cobalt, Total (mg/L)	n/a	0.006	0.0025	0.006
Combined Radium, Total (pCi/L)	5		4.64	5
Fluoride, Total (mg/L)	4		0.28	4
Lead, Total (mg/L)		0.015	0.0013	0.015
Lithium, Total (mg/L)	n/a	0.04	0.025	0.04
Mercury, Total (mg/L)	0.002		0.0002	0.002
Molybdenum, Total (mg/L)	n/a	0.1	0.015	0.1
Selenium, Total (mg/L)	0.05		0.0013	0.05
Thallium, Total (mg/L)	0.002		0.0005	0.002

**MCL = Maximum Contaminant Level*

**CCR = Coal Combustion Residual*

**GWPS = Groundwater Protection Standard*

FIGURE I.

Confidence Interval - Significant Results

Plant Smith Client: FPL Data: Plant Smith CCR Printed 6/16/2023, 3:01 PM

Constituent	Well	Upper Lim.	Lower Lim.	Compliance	Sig.	N	%NDs	ND Adj.	Transform	Alpha	Method
Combined Radium 226 + 228 (pCi/L)	**MW-6**	**29.76**	**24.22**	**5**	**Yes**	**21**	**0**	**None**	**sqrt(x)**	**0.01**	**Param.**
Combined Radium 226 + 228 (pCi/L)	**MW-7**	**36.72**	**26.15**	**5**	**Yes**	**21**	**0**	**None**	**No**	**0.01**	**Param.**

Confidence Interval - All Results

Plant Smith Client: FPL Data: Plant Smith CCR Printed 6/16/2023, 3:01 PM

Constituent	Well	Upper Lim.	Lower Lim.	Compliance	Sig.	N	%NDs	ND Adj.	Transform	Alpha	Method
Arsenic (mg/L)	MW-6	0.00166	0.0008471	0.01	No	21	33.33	Kaplan-Meier	sqrt(x)	0.01	Param.
Arsenic (mg/L)	MW-7	0.0022	0.0013	0.01	No	21	28.57	None	No	0.01	NP (normality)
Barium (mg/L)	MW-6	0.07112	0.06069	2	No	21	4.762	None	No	0.01	Param.
Barium (mg/L)	MW-7	0.1121	0.07191	2	No	21	4.762	None	No	0.01	Param.
Beryllium (mg/L)	MW-6	0.00176	0.001043	0.004	No	20	15	None	No	0.01	Param.
Beryllium (mg/L)	MW-7	0.0025	0.00022	0.004	No	20	90	None	No	0.01	NP (NDs)
Chromium (mg/L)	MW-6	0.0025	0.0019	0.1	No	21	85.71	None	No	0.01	NP (NDs)
Chromium (mg/L)	MW-7	0.002577	0.001223	0.1	No	21	38.1	Kaplan-Meier	sqrt(x)	0.01	Param.
Cobalt (mg/L)	MW-7	0.0025	0.00029	0.006	No	19	94.74	None	No	0.01	NP (NDs)
Combined Radium 226 + 228 (pCi/L)	**MW-6**	**29.76**	**24.22**	**5**	**Yes**	**21**	**0**	**None**	**sqrt(x)**	**0.01**	**Param.**
Combined Radium 226 + 228 (pCi/L)	**MW-7**	**36.72**	**26.15**	**5**	**Yes**	**21**	**0**	**None**	**No**	**0.01**	**Param.**
Fluoride, total (mg/L)	MW-6	0.1	0.04	4	No	22	40.91	None	No	0.01	NP (normality)
Fluoride, total (mg/L)	MW-7	0.1	0.047	4	No	22	81.82	None	No	0.01	NP (NDs)
Lithium (mg/L)	MW-6	0.01872	0.01073	0.04	No	21	9.524	None	No	0.01	Param.
Lithium (mg/L)	MW-7	0.005	0.0023	0.04	No	21	71.43	None	No	0.01	NP (normality)
Molybdenum (mg/L)	MW-6	0.015	0.0011	0.1	No	21	95.24	None	No	0.01	NP (NDs)
Molybdenum (mg/L)	MW-7	0.008111	0.004714	0.1	No	21	28.57	Kaplan-Meier	sqrt(x)	0.01	Param.
Selenium (mg/L)	MW-6	0.0013	0.0012	0.05	No	19	78.95	None	No	0.01	NP (NDs)
Selenium (mg/L)	MW-7	0.0013	0.00062	0.05	No	19	78.95	None	No	0.01	NP (NDs)

Parametric and Non-Parametric (NP) Confidence Interval

Compliance Limit is not exceeded. Per-well alpha = 0.01. Normality Test: Shapiro Wilk at Alpha = 0.01.

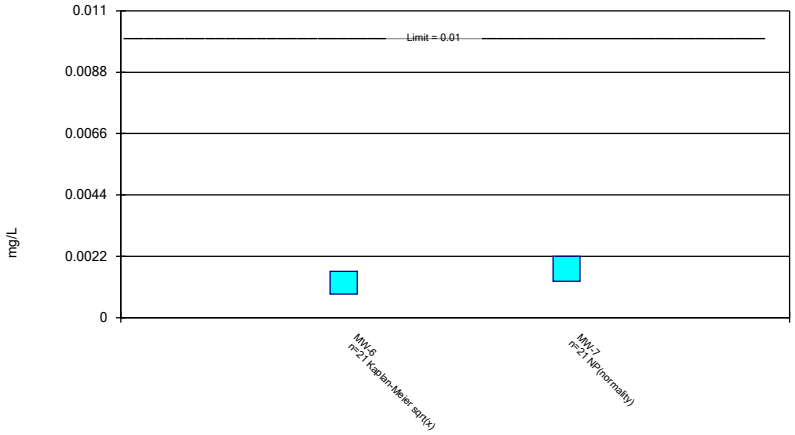

Constituent: Arsenic Analysis Run 6/16/2023 3:00 PM View: Confidence Interval
Plant Smith Client: FPL Data: Plant Smith CCR

Sanitas™ v.9.6.37a Sanitas software utilized by Groundwater Stats Consulting. UG

Parametric Confidence Interval

Compliance Limit is not exceeded. Per-well alpha = 0.01. Normality Test: Shapiro Wilk at Alpha = 0.01.

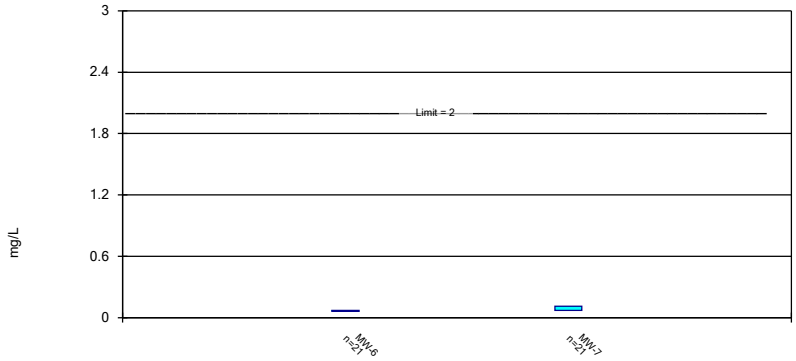

Constituent: Barium Analysis Run 6/16/2023 3:00 PM View: Confidence Interval
Plant Smith Client: FPL Data: Plant Smith CCR

Sanitas™ v.9.6.37a Sanitas software utilized by Groundwater Stats Consulting. UG

Parametric and Non-Parametric (NP) Confidence Interval

Compliance Limit is not exceeded. Per-well alpha = 0.01. Normality Test: Shapiro Wilk at Alpha = 0.01.

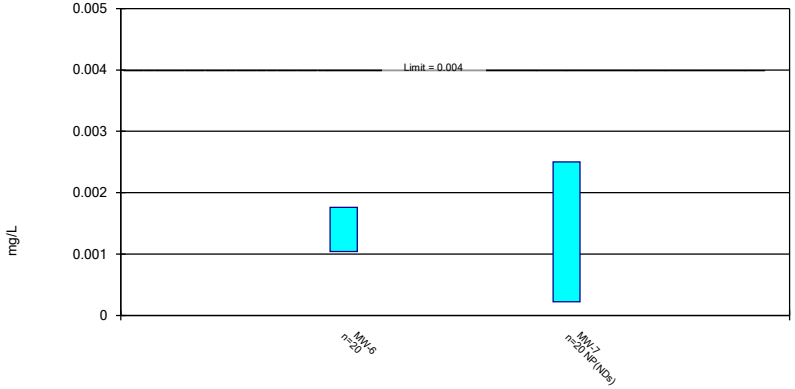

Constituent: Beryllium Analysis Run 6/16/2023 3:00 PM View: Confidence Interval
Plant Smith Client: FPL Data: Plant Smith CCR

Sanitas™ v.9.6.37a Sanitas software utilized by Groundwater Stats Consulting. UG

Parametric and Non-Parametric (NP) Confidence Interval

Compliance Limit is not exceeded. Per-well alpha = 0.01. Normality Test: Shapiro Wilk at Alpha = 0.01.

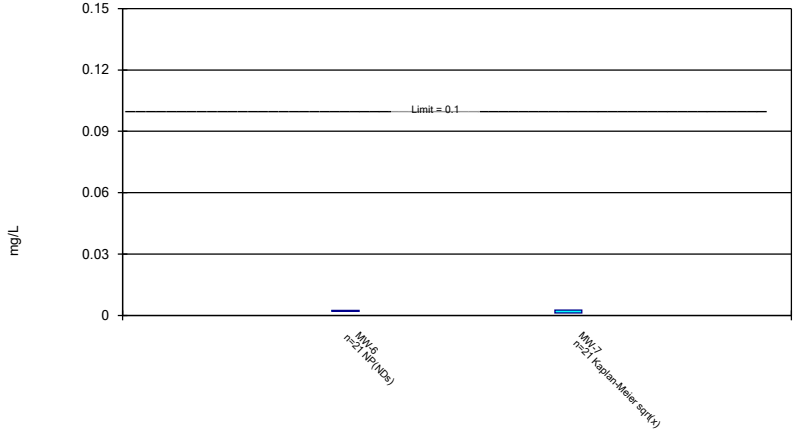

Constituent: Chromium Analysis Run 6/16/2023 3:00 PM View: Confidence Interval
Plant Smith Client: FPL Data: Plant Smith CCR

Non-Parametric Confidence Interval

Compliance Limit is not exceeded. Per-well alpha = 0.01.

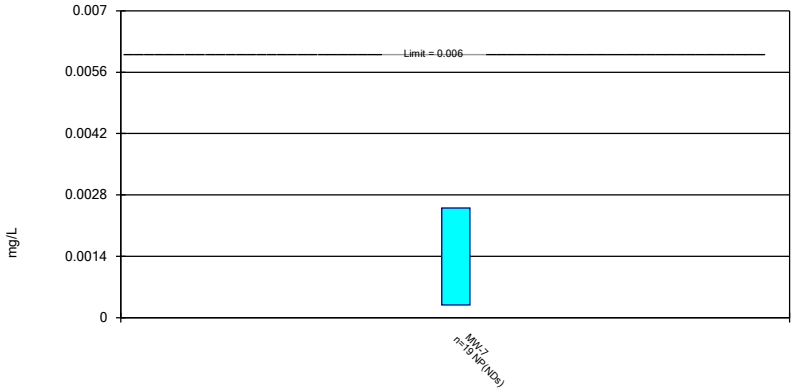

Constituent: Cobalt Analysis Run 6/16/2023 3:00 PM View: Confidence Interval
Plant Smith Client: FPL Data: Plant Smith CCR

Sanitas™ v.9.6.37a Sanitas software utilized by Groundwater Stats Consulting. UG

Parametric Confidence Interval

Compliance limit is exceeded.* Per-well alpha = 0.01. Normality Test: Shapiro Wilk at Alpha = 0.01.

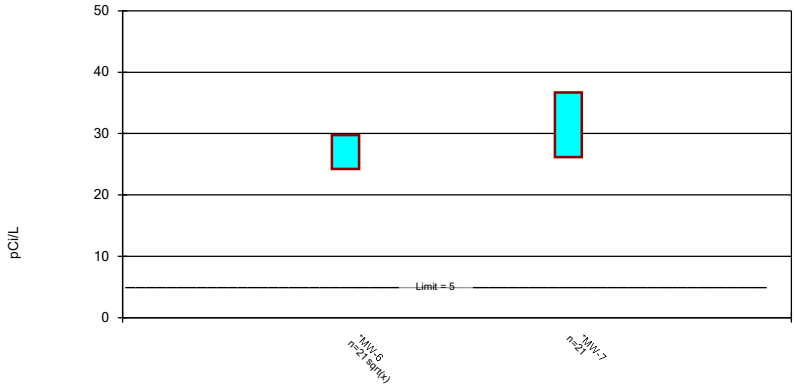

Constituent: Combined Radium 226 + 228 Analysis Run 6/16/2023 3:00 PM View: Confidence Interval
Plant Smith Client: FPL Data: Plant Smith CCR

Sanitas™ v.9.6.37a Sanitas software utilized by Groundwater Stats Consulting. UG

Non-Parametric Confidence Interval

Compliance Limit is not exceeded. Per-well alpha = 0.01.

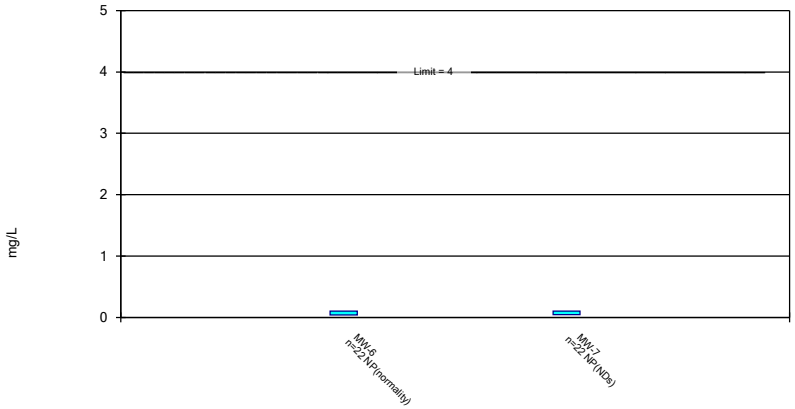

Constituent: Fluoride, total Analysis Run 6/16/2023 3:00 PM View: Confidence Interval
Plant Smith Client: FPL Data: Plant Smith CCR

Sanitas™ v.9.6.37a Sanitas software utilized by Groundwater Stats Consulting. UG

Parametric and Non-Parametric (NP) Confidence Interval

Compliance Limit is not exceeded. Per-well alpha = 0.01. Normality Test: Shapiro Wilk at Alpha = 0.01.

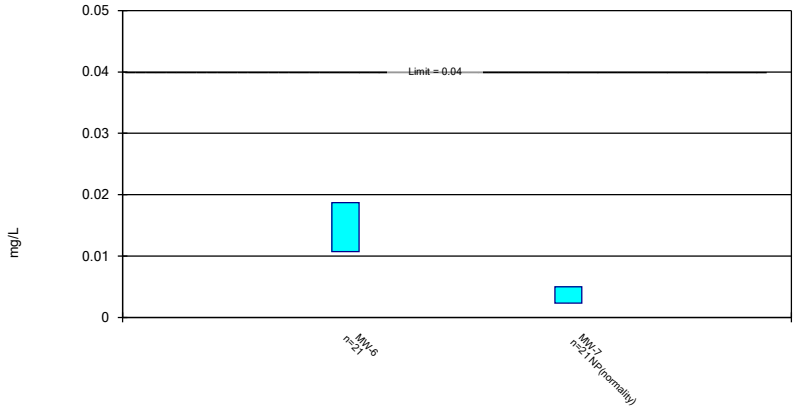

Constituent: Lithium Analysis Run 6/16/2023 3:00 PM View: Confidence Interval
Plant Smith Client: FPL Data: Plant Smith CCR

Parametric and Non-Parametric (NP) Confidence Interval

Compliance Limit is not exceeded. Per-well alpha = 0.01. Normality Test: Shapiro Wilk at Alpha = 0.01.

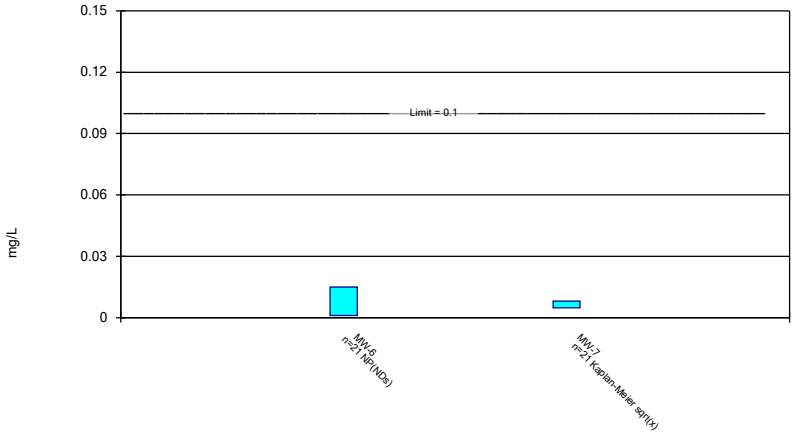

Constituent: Molybdenum Analysis Run 6/16/2023 3:00 PM View: Confidence Interval
Plant Smith Client: FPL Data: Plant Smith CCR

Sanitas™ v.9.6.37a Sanitas software utilized by Groundwater Stats Consulting. UG

Non-Parametric Confidence Interval

Compliance Limit is not exceeded. Per-well alpha = 0.01.

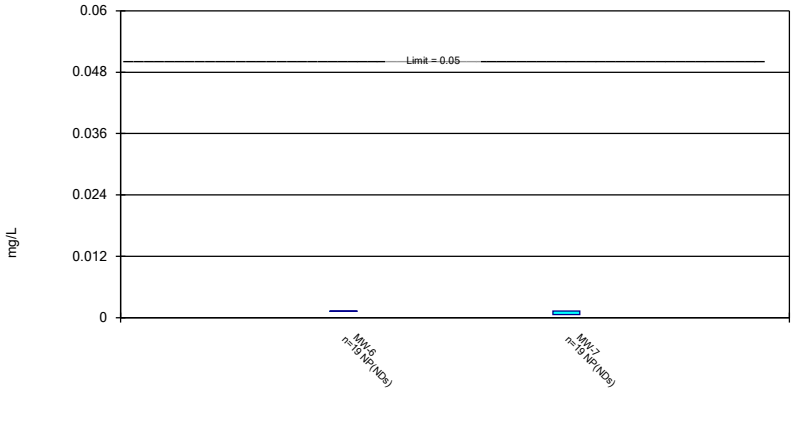

Constituent: Selenium Analysis Run 6/16/2023 3:00 PM View: Confidence Interval
Plant Smith Client: FPL Data: Plant Smith CCR

Confidence Interval

Constituent: Arsenic (mg/L) Analysis Run 6/16/2023 3:01 PM View: Confidence Interval

Plant Smith Client: FPL Data: Plant Smith CCR

	MW-6	MW-7
2/23/2016	<0.0013	<0.0013
4/26/2016	<0.0013	<0.0013
6/28/2016	0.0014	0.0014
8/29/2016	0.00095 (J)	0.001 (J)
11/2/2016	0.0012 (J)	0.0022
1/5/2017	0.0017	0.0023
3/11/2017	<0.0013 (*)	<0.0013 (*)
5/11/2017	0.0009 (J)	
5/12/2017		0.0015
3/21/2018	0.00048 (J)	0.0014
6/8/2018	0.0009 (J)	0.0022
11/19/2018	0.00075 (J)	0.0018
3/12/2019	0.00079 (J)	0.0012 (J)
5/29/2019	<0.0013	0.00099 (J)
11/18/2019	0.0031	
11/19/2019		0.0051
5/6/2020	0.0034	<0.0013
9/30/2020	0.00096	0.0015
2/9/2021	0.0021	0.0025
9/17/2021	0.0027	0.004
4/14/2022	<0.0013	<0.0013
9/2/2022	<0.0013	<0.0013
4/9/2023	<0.0013	
4/10/2023		0.0016
Mean	0.001449	0.001833
Std. Dev.	0.0007667	0.001012
Upper Lim.	0.00166	0.0022
Lower Lim.	0.0008471	0.0013

ND substitution: RL or RL/2 if <15% NDs.

Confidence Interval

Constituent: Barium (mg/L) Analysis Run 6/16/2023 3:01 PM View: Confidence Interval

Plant Smith Client: FPL Data: Plant Smith CCR

	MW-6	MW-7
2/23/2016	<0.072 (*)	<0.056 (*)
4/26/2016	0.076	0.059
6/28/2016	0.066	0.055
8/29/2016	0.073	0.059
11/2/2016	0.076	0.069
1/5/2017	0.072	0.067
3/11/2017	0.07	0.071
5/11/2017	0.067	
5/12/2017		0.065
3/21/2018	0.06	0.061
6/8/2018	0.058	0.06
11/19/2018	0.062	0.14
3/12/2019	0.06	0.15
5/29/2019	0.065	0.16
11/18/2019	0.06	
11/19/2019		0.12
5/6/2020	0.068	0.12
9/30/2020	0.064	0.093
2/9/2021	0.065	0.085
9/17/2021	0.071	0.12
4/14/2022	0.085	0.12
9/2/2022	0.065	0.12
4/9/2023	0.065	
4/10/2023		0.11
Mean	0.0659	0.092
Std. Dev.	0.009455	0.03643
Upper Lim.	0.07112	0.1121
Lower Lim.	0.06069	0.07191

ND substitution: RL or RL/2 if <15% NDs.

Confidence Interval

Constituent: Beryllium (mg/L) Analysis Run 6/16/2023 3:01 PM View: Confidence Interval

Plant Smith Client: FPL Data: Plant Smith CCR

	MW-6	MW-7
2/23/2016	0.0022 (J)	<0.0025
4/26/2016	0.0017 (J)	<0.0025
6/28/2016	0.0017 (J)	<0.0025
8/29/2016	<0.0025	<0.0025
11/2/2016	0.00087 (J)	<0.0025
1/5/2017	0.00039 (J)	<0.0025
3/11/2017	0.0014 (J)	<0.0025
5/11/2017	0.00093 (J)	
5/12/2017		<0.0025
3/21/2018	0.0014 (J)	<0.0025
6/8/2018	0.0014 (J)	<0.0025
11/19/2018	0.0016 (J)	<0.0025
3/12/2019	0.0012 (J)	<0.0025
11/18/2019	0.00098 (J)	
11/19/2019		0.00022 (J)
5/6/2020	0.00049 (J)	0.0002 (J)
9/30/2020	0.00089	<0.0025
2/9/2021	<0.0025	<0.0025
9/17/2021	0.0013 (I)	<0.0025
4/14/2022	<0.0025	<0.0025
9/2/2022	0.00098 (J)	<0.0025
4/9/2023	0.0011 (J)	
4/10/2023		<0.0025
Mean	0.001401	0.002271
Std. Dev.	0.0006322	0.0007049
Upper Lim.	0.00176	0.0025
Lower Lim.	0.001043	0.00022

ND substitution: RL or RL/2 if <15% NDs.

Confidence Interval

Constituent: Chromium (mg/L) Analysis Run 6/16/2023 3:01 PM View: Confidence Interval

Plant Smith Client: FPL Data: Plant Smith CCR

	MW-6	MW-7
2/23/2016	<0.0025	<0.0025
4/26/2016	<0.0025	<0.0025
6/28/2016	<0.0025	<0.0025
8/29/2016	<0.0025	<0.0025
11/2/2016	<0.0025	<0.0025
1/5/2017	<0.0025	<0.0025 (*)
3/11/2017	<0.0025	0.0025
5/11/2017	<0.0025	
5/12/2017		0.0011 (J)
3/21/2018	<0.0025	0.0013 (J)
6/8/2018	<0.0025	0.0012 (J)
11/19/2018	<0.0025	0.0016 (J)
3/12/2019	<0.0025	0.0035
5/29/2019	<0.0025	0.0012 (J)
11/18/2019	<0.0025	
11/19/2019		0.0016 (I)
5/6/2020	<0.0025	<0.0025
9/30/2020	<0.0025	0.0034
2/9/2021	0.0013 (I)	0.0051
9/17/2021	<0.0025	0.0067
4/14/2022	<0.0025	<0.0025
9/2/2022	0.0019 (J)	0.004
4/9/2023	0.0018 (J)	
4/10/2023		0.004
Mean	0.002381	0.002724
Std. Dev.	0.0003156	0.001379
Upper Lim.	0.0025	0.002577
Lower Lim.	0.0019	0.001223

ND substitution: RL or RL/2 if <15% NDs.

Confidence Interval

Constituent: Cobalt (mg/L) Analysis Run 6/16/2023 3:01 PM View: Confidence Interval

Plant Smith Client: FPL Data: Plant Smith CCR

	MW-7
2/23/2016	<0.0025
4/26/2016	<0.0025
6/28/2016	<0.0025
8/29/2016	<0.0025
11/2/2016	<0.0025
1/5/2017	<0.0025
3/11/2017	<0.0025
5/12/2017	<0.0025
3/21/2018	<0.0025
6/8/2018	<0.0025
11/19/2018	<0.0025
3/12/2019	<0.0025
5/6/2020	0.00029 (J)
9/30/2020	<0.0025
2/9/2021	<0.0025
9/17/2021	<0.0025
4/14/2022	<0.0025
9/2/2022	<0.0025
4/10/2023	<0.0025
Mean	0.002384
Std. Dev.	0.000507
Upper Lim.	0.0025
Lower Lim.	0.00029

ND substitution: RL or RL/2 if <15% NDs.

Confidence Interval

Constituent: Combined Radium 226 + 228 (pCi/L) Analysis Run 6/16/2023 3:01 PM View: Confidence Interval

Plant Smith Client: FPL Data: Plant Smith CCR

	MW-6	MW-7
2/23/2016	32.3	25.8
4/26/2016	39.3	25.4
6/28/2016	40.9	27.5
8/29/2016	18.9	26.7
11/2/2016	32	25.4
1/5/2017	25.1	27.4
3/11/2017	28.8	24.4
5/11/2017	25.5	
5/12/2017		20.7
3/21/2018	24.5	19.3
6/8/2018	26.9	21.6
11/19/2018	27.4	53.5
3/12/2019	25.9	46.3
5/29/2019	24.7	49.7
11/18/2019	24.8	
11/19/2019		42
5/6/2020	21.8	33.8
9/30/2020	26.4	29.1
2/9/2021	22.1	26.8
9/17/2021	27.9	35.2
4/14/2022	24.9	37.8
9/2/2022	24.4	34.6
5/2/2023	25.5	27.1
Mean	27.14	31.43
Std. Dev.	5.269	9.583
Upper Lim.	29.76	36.72
Lower Lim.	24.22	26.15

Confidence Interval

Constituent: Fluoride, total (mg/L) Analysis Run 6/16/2023 3:01 PM View: Confidence Interval

Plant Smith Client: FPL Data: Plant Smith CCR

	MW-6	MW-7
2/23/2016	0.085 (J)	0.047 (J)
4/26/2016	0.05 (J)	0.04 (J)
6/28/2016	0.05 (J)	<0.1
8/29/2016	<0.1	0.04 (J)
11/2/2016	<0.1	<0.1
1/5/2017	<0.1	<0.1
3/11/2017	0.04 (J)	<0.1
5/11/2017	0.04 (J)	
5/12/2017		0.04 (J)
10/12/2017	0.04	<0.1
3/21/2018	0.05 (J)	<0.1
6/8/2018	0.05 (J)	<0.1
11/19/2018	0.04 (J)	<0.1
3/12/2019	0.05 (J)	<0.1
5/29/2019	0.05 (J)	<0.1
11/18/2019	0.05 (I)	
11/19/2019		<0.1
5/6/2020	<0.1	<0.1
9/30/2020	<0.1	<0.1
2/9/2021	0.04 (I)	<0.1
9/17/2021	<0.1	<0.1
4/14/2022	<0.1	<0.1
9/2/2022	<0.1	<0.1
4/6/2023	<0.1	
4/10/2023		<0.1
Mean	0.06977	0.08941
Std. Dev.	0.02728	0.02303
Upper Lim.	0.1	0.1
Lower Lim.	0.04	0.047

ND substitution: RL or RL/2 if <15% NDs.

Confidence Interval

Constituent: Lithium (mg/L) Analysis Run 6/16/2023 3:01 PM View: Confidence Interval

Plant Smith Client: FPL Data: Plant Smith CCR

	MW-6	MW-7
2/23/2016	0.029	<0.005
4/26/2016	0.019 (J)	<0.005
6/28/2016	0.02	<0.005
8/29/2016	<0.005	<0.005
11/2/2016	0.013	<0.005
1/5/2017	0.0047 (J)	<0.005
3/11/2017	0.018	<0.005
5/11/2017	0.011	
5/12/2017		<0.005
3/21/2018	0.019	0.0023 (J)
6/8/2018	0.014	0.0018 (J)
11/19/2018	0.024	0.0047 (J)
3/12/2019	0.017	0.002 (J)
5/29/2019	0.012	0.002 (J)
11/18/2019	0.028 (I)	
11/19/2019		<0.005
5/6/2020	0.0085	0.0019
9/30/2020	0.01	<0.005
2/9/2021	0.015 (I)	<0.005
9/17/2021	0.012	<0.005
4/14/2022	<0.005	<0.005
9/2/2022	0.017	<0.005
4/9/2023	0.013	
4/10/2023		<0.005
Mean	0.01472	0.004271
Std. Dev.	0.007236	0.001305
Upper Lim.	0.01872	0.005
Lower Lim.	0.01073	0.0023

ND substitution: RL or RL/2 if <15% NDs.

Confidence Interval

Constituent: Molybdenum (mg/L) Analysis Run 6/16/2023 3:01 PM View: Confidence Interval

Plant Smith Client: FPL Data: Plant Smith CCR

	MW-6	MW-7
2/23/2016	0.0011 (J)	0.0042 (J)
4/26/2016	<0.015	<0.015
6/28/2016	<0.015	0.0061 (J)
8/29/2016	<0.015	0.005 (J)
11/2/2016	<0.015	0.0066 (J)
1/5/2017	<0.015	0.0087 (J)
3/11/2017	<0.015 (*)	<0.015 (*)
5/11/2017	<0.015	
5/12/2017		<0.015 (*)
3/21/2018	<0.015	0.0058 (J)
6/8/2018	<0.015	0.0067 (J)
11/19/2018	<0.015	<0.015
3/12/2019	<0.015	<0.015
5/29/2019	<0.015	0.0033 (J)
11/18/2019	<0.015	
11/19/2019		0.0068 (I)
5/6/2020	<0.015	0.012
9/30/2020	<0.015	0.0061
2/9/2021	<0.015	0.017
9/17/2021	<0.015	<0.015
4/14/2022	<0.015	0.0031 (J)
9/2/2022	<0.015	0.0034 (J)
4/9/2023	<0.015	
4/10/2023		0.01 (J)
Mean	0.01434	0.009276
Std. Dev.	0.003033	0.004843
Upper Lim.	0.015	0.008111
Lower Lim.	0.0011	0.004714

ND substitution: RL or RL/2 if <15% NDs.

Confidence Interval

Constituent: Selenium (mg/L) Analysis Run 6/16/2023 3:01 PM View: Confidence Interval

Plant Smith Client: FPL Data: Plant Smith CCR

	MW-6	MW-7
2/23/2016	<0.0013	<0.0013
4/26/2016	<0.0013	<0.0013
6/28/2016	<0.0013 (*)	<0.0013 (*)
8/29/2016	0.00027 (J)	0.0003 (J)
11/2/2016	<0.0013	<0.0013
1/5/2017	0.0012 (J)	0.00028 (J)
3/11/2017	<0.0013 (*)	<0.0013
5/11/2017	<0.0013	
5/12/2017		<0.0013
3/21/2018	0.00037 (J)	0.00062 (J)
6/8/2018	0.00025 (J)	0.00028 (J)
11/19/2018	<0.0013	<0.0013
3/12/2019	<0.0013	<0.0013
5/6/2020	<0.0013	<0.0013
9/30/2020	<0.0013	<0.0013
2/9/2021	<0.0013	<0.0013
9/17/2021	<0.0013	<0.0013
4/14/2022	<0.0013	<0.0013
9/2/2022	<0.0013	<0.0013
4/9/2023	<0.0013	
4/10/2023		<0.0013
Mean	0.001136	0.001104
Std. Dev.	0.0003749	0.0003955
Upper Lim.	0.0013	0.0013
Lower Lim.	0.0012	0.00062

ND substitution: RL or RL/2 if <15% NDs.

APPENDIX C

Statistical Analyses – August 2023
Semi-Annual Monitoring

GROUNDWATER STATS CONSULTING

December 15, 2023

Geosyntec Consultants
Attn: Mr. Benjamin K. Amos, Ph.D., P.E.
1255 Roberts Boulevard, Suite 200
Kennesaw, GA 30144

Re: Plant Smith – 2nd Semi-Annual 2023 Statistical Analysis

Dear Mr. Amos,

Groundwater Stats Consulting (GSC), formerly the statistical consulting division of Sanitas Technologies, is pleased to provide the statistical analysis of the groundwater data for the 2nd Semi-Annual 2023 sample event at Florida Light & Power's Plant Smith. The analysis complies with the federal rule for the Disposal of Coal Combustion Residuals (CCR) from Electric Utilities (CCR Rule, 2015) as well as with the United States Environmental Protection Agency (USEPA) Unified Guidance (2009).

Sampling began at Plant Smith for the CCR program in 2016 at each of the groundwater monitoring wells. The current monitoring well network, as provided by Geosyntec Consultants, consists of the following:

- **Upgradient wells:** MW-2, MW-3, MW-12
- **Downgradient wells:** MW-6, MW-7, MW-8, MW-8R, MW-9, MW-9R, MW-10, MW-10R, MW-11, MW-11R, MW-13, MW-13R, MW-14, and MW-14R

Wells MW-8, MW-9, MW-10, MW-11, MW-13, and MW-14 were last sampled in May 2020; replacement wells MW-13R and MW-14R were first sampled in November 2021; replacement wells MW-8R, MW-9R, and MW-10R were first sampled in April 2022; and replacement well MW-11R was first sampled in September 2022. All replacement wells were sampled in April and August 2023. Note that wells MW-6 and MW-7 were not sampled in August 2023 since they were abandoned, but these wells will reportedly be reinstalled in 2024.

Once the replacement wells reach a minimum of 8 samples, the Mann-Whitney test of medians will be used to evaluate whether the medians of data from both wells are statistically different. In cases where statistically significant differences are identified at the 99% confidence level, the historical record may be truncated so that only data from the replacement well, which may be more representative of present-day groundwater quality, are evaluated for the Appendix IV constituents in the confidence interval comparisons to respective Groundwater Protection Standards.

Data were provided electronically to Groundwater Stats Consulting, and the statistical analysis was reviewed by Kristian Rayner, Founder and Senior Statistician for Groundwater Stats Consulting.

The CCR program consists of the constituents listed below. The terms "parameters" and "constituents" are used interchangeably throughout the report.

- **Appendix III** (Detection Monitoring) **-** boron, calcium, chloride, fluoride, pH, sulfate, and TDS
- **Appendix IV** (Assessment Monitoring) **–** antimony, arsenic, barium, beryllium, cadmium, chromium, cobalt, combined radium 226 + 228, fluoride, lead, lithium, mercury, molybdenum, selenium, and thallium

Time series and box plots are provided for the above Appendix III and IV constituents at all wells (Figures A and B, respectively). The time series plots are used to initially screen for suspected outliers and trends, while the box plots provide visual representation of variation within individual wells and between all wells. While all Appendix IV constituents are plotted on the time series graphs and box plots, confidence intervals are provided only for downgradient well/constituent pairs which have at least one detection. A list of Appendix IV downgradient well/constituent pairs containing 100% non-detects which do not require statistical analyses follows this letter.

Proposed background data at all wells were initially evaluated, and reports submitted, during the October 2017 screening for the following: 1) outliers; 2) trends; 3) most appropriate statistical method for Appendix III parameters based on site characteristics of groundwater data upgradient of the facility; and 4) eligibility of downgradient wells when intrawell statistical methods were recommended.

Summary of Statistical Methods – Detection Monitoring Appendix III Constituents:

Based on the earlier evaluation described above, the following methods were selected:

- Intrawell prediction limits, combined with a 1-of-2 resample plan for pH
- Interwell prediction limits, combined with a 1-of-2 resample plan for boron, calcium, chloride, fluoride, sulfate, and TDS

Parametric prediction limits are utilized when the screened historical data follow a normal or transformed-normal distribution. When data cannot be normalized or the majority of data are non-detects, a nonparametric test is utilized. While the false positive rate associated with the parametric limits is based on an annual 10% (5% for each semi-annual sample event) as recommended by the EPA Unified Guidance (2009), the false positive rate associated with the nonparametric limits is dependent upon the available background sample size, number of future comparisons, and verification resample plan. The distribution of data is tested using the Shapiro-Wilk/Shapiro-Francia test for normality. After testing for normality and performing any adjustments as discussed below (US EPA, 2009), data are analyzed using either parametric or non-parametric prediction limits.

- No statistical analyses are required on wells and analytes containing 100% non-detects (USEPA Unified Guidance, 2009, Chapter 6).
- When data contain <15% non-detects, simple substitution of one-half the reporting limit is utilized in the statistical analysis. The reporting limit utilized for non-detects is the most recent practical quantification limit (PQL) as reported by the laboratory.
- When data contain between 15-50% non-detects, the Kaplan-Meier non-detect adjustment is applied to the background data for parametric limits. This technique adjusts the mean and standard deviation of the historical concentrations to account for concentrations below the reporting limit.
- Nonparametric prediction limits are used on data containing greater than 50% non-detects.

Natural systems continuously evolve due to physical changes made to the environment. Examples include capping a landfill, paving areas near a well, or lining a drainage channel to prevent erosion. Periodic updating of background statistical limits is necessary to accommodate these types of changes. In the interwell case, prediction limits are updated with upgradient well data during each event after screening for any new outliers. In the intrawell case, data for all wells and constituents may re-evaluated when a minimum of 4 new data points are available to determine whether earlier concentrations are

representative of present-day groundwater quality. In some cases, earlier data are deselected prior to construction of limits to provide sensitive limits that will rapidly detect changes in groundwater quality. Even though the deselected data are excluded from the calculation, the values will continue to be reported and shown in tables and graphs. A summary of the findings of the original background screening conducted in October 2017 as well as the background updates conducted in October 2019 and December 2022 is provided below.

Historical Summary Background Screening – October 2017

Outlier Analysis

Time series plots were used to identify suspected outliers, or extreme values that would result in limits that are not conservative from a regulatory perspective, in proposed background data. Suspected outliers at all wells for Appendix III and Appendix IV parameters were formally tested using Tukey's box plot method and, when identified, flagged in the computer database with "o" and deselected prior to construction of statistical limits. The results of those findings were submitted with the October 2017 report.

No suspected outliers were observed in any of the data sets, with the exception of a high value of 4200 mg/L for TDS in upgradient well MW-12, which was flagged as an outlier in the database. Any values flagged as outliers are plotted in a lighter font on the time series graph. A substitution of the most recent reporting limit was applied when varying detection limits existed in data.

Seasonality

No seasonal patterns were observed on the time series plots for any of the detected data; therefore, no deseasonalizing adjustments were made to the data sets. When seasonal patterns are observed, data may be deseasonalized so that the resulting limits will correctly account for the seasonality as a predictable pattern rather than random variation or a release.

Trend Test Evaluation

While trends may be visually identified, a quantification of the trend and its significance is needed. The Sen's Slope/Mann Kendall trend test was used to evaluate all data at each well to identify statistically significant increasing or decreasing trends. In the absence of suspected contamination, significant trending data are typically not included as part of

the background data used for construction of prediction limits. This step serves to eliminate the trend and, thus, reduce variation in background. When statistically significant decreasing trends are present, earlier data are evaluated to determine whether earlier concentration levels are significantly different than current reported concentrations and may be deselected as necessary. When the historical records of data are truncated for the reasons above, a summary report will be provided to show the date ranges used in construction of the statistical limits.

The results of the trend analyses were provided with the 2017 screening report. No statistically significant increasing or decreasing trends were identified for any of the wells in the current monitoring well network; therefore, no adjustments were necessary for any of the records at that time.

Appendix III – Determination of Spatial Variation

The Analysis of Variance (ANOVA) was used to statistically evaluate differences in average concentrations among upgradient wells, which assists in identifying the most appropriate statistical approach. Interwell tests, which compare downgradient well data to statistical limits constructed from pooled upgradient well data, are appropriate when average concentrations are similar across upgradient wells. Intrawell tests, which compare compliance data from a single well to screened historical data within the same well, are appropriate when upgradient wells exhibit spatial variation; when statistical limits constructed from upgradient wells would not be conservative from a regulatory perspective; and when downgradient water quality is unimpacted compared to upgradient water quality for the same parameter.

The ANOVA identified variation among upgradient wells at Plant Smith for the following Appendix III parameters: boron, calcium, chloride, pH, and TDS, suggesting consideration of intrawell methods for these parameters. These constituents were further evaluated as described below for the appropriateness of intrawell testing to accommodate the groundwater quality, but only pH was eligible for intrawell testing. No statistically significant variation was noted for fluoride or sulfate, making these parameters eligible for interwell methods. A summary table of the ANOVA results was included with the screening report.

Based on the above screening, intrawell methods were recommended for pH, and interwell methods were recommended for boron, calcium, chloride, fluoride, sulfate, and TDS. If further evaluation confirms spatial variation in groundwater at these downgradient wells, intrawell methods will be considered for these parameters. In cases where downgradient average concentrations are higher than observed concentrations

upgradient for a given constituent, an independent study and hydrogeological investigation would be required to identify local geochemical conditions and expected groundwater quality for the region to justify an intrawell approach. Such an assessment is beyond the scope of services provided by Groundwater Stats Consulting. When there is not an obvious explanation for observed concentration differences in downgradient wells relative to reported concentrations in upgradient wells, interwell prediction limits will initially be selected for the statistical method until further evidence shows that concentrations are due to spatial variation rather than a result of the facility.

Appendix III Background Update Summaries

October 2019

Historical data were evaluated for updating with newer data through March 2019 through the use of time series graphs to identify potential outliers, when necessary, as well as with the Mann Whitney test for equality of medians. Intrawell prediction limits are used to evaluate pH due to spatial variation for this parameter.

Interwell prediction limits, which compare the most recent sample from each downgradient well to statistical limits constructed from pooled upgradient well data, are updated during each sample event. Data from upgradient wells are periodically re-screened for newly developing trends, which may require adjustment of the background period to eliminate the trend, as well as for outliers over the entire record. Interwell prediction limits are used to evaluate boron, calcium, chloride, fluoride, sulfate, and TDS.

Outlier Analysis

Prior to constructing prediction limits, proposed background data through May 2019 were reviewed to identify any newly suspected outliers at all wells for pH, which is evaluated with intrawell prediction limits. Background data for upgradient wells were reviewed through time series graphs for boron, calcium, chloride, fluoride, sulfate, and TDS, which are evaluated using interwell prediction limits. No new outliers were identified for pH in any of the wells or for all other Appendix III parameters in upgradient wells. As mentioned above, flagged data are displayed in a lighter font and as a disconnected symbol on the time series reports, as well as in a lighter font on the accompanying data pages. A summary of flagged values was submitted with the report.

Mann-Whitney Evaluation

For pH, which required intrawell prediction limits, the Mann-Whitney (Wilcoxon Rank Sum) test was used to compare the medians of historical data through October 2017 to newer compliance samples through March 2019 at each of the wells to evaluate whether the groups are statistically different at the 99% confidence level. When the test concludes that the medians of the two groups are statistically different, background data sets are typically not updated with newer data unless it can be reasonably justified that the newer data are representative of changing groundwater quality rather than a result of practices at the facility. No statistically significant differences were found among any of the wells for pH; therefore, all background data sets were updated. All data sets will be re-evaluated during the next background update.

Trend Tests

The Sen's Slope/Mann Kendall trend test was used to evaluate the entire record of data from upgradient wells for parameters utilizing interwell prediction limits. When statistically significant trends are identified in upgradient wells, the earlier portion of data may be deselected prior to construction of interwell statistical limits if the trending data would result in statistical limits that are not conservative from a regulatory perspective. No statistically significant increasing trends were noted in upgradient wells with the exception of fluoride in MW-12; however, the magnitude of the trend was moderate relative to average concentrations, and truncation of the background would not affect the nonparametric prediction limit. Therefore, no adjustment to the record was required.

December 2022

Historical data were evaluated for updating with newer data through April 2022 through the use of time series graphs to identify potential outliers, when necessary, as well as with the Mann Whitney test for equality of medians. Intrawell prediction limits are used to evaluate pH due to spatial variation for this parameter.

Interwell prediction limits, which compare the most recent sample from each downgradient well to statistical limits constructed from pooled upgradient well data, are updated during each sample event. Data from upgradient wells are periodically re-screened for newly developing trends, which may require adjustment of the background period to eliminate the trend, as well as for outliers over the entire record. Interwell prediction limits are used to evaluate boron, calcium, chloride, fluoride, sulfate, and TDS.

Outlier Analysis

Prior to constructing prediction limits, proposed background data through April 2022 were reviewed with time series graphs and Tukey's outlier test to identify any newly suspected outliers at all wells for pH, which is evaluated with intrawell prediction limits. Background data through September 2022 were similarly reviewed for upgradient wells for boron, calcium, chloride, fluoride, sulfate, and TDS, which are evaluated using interwell prediction limits.

An outlier was identified for pH in upgradient well MW-12; however, since this value was not substantially higher than other observations for this well and the data is representative of conditions upgradient of the facility, no additional outliers were flagged for pH. Regarding upgradient data, outliers were identified for boron and sulfate. The high values of sulfate at wells MW-12 (18 mg/L and 19 mg/L) and MW-2 (9.2 mg/L and 9.6 mg/L) were not flagged as outliers since these low-level concentrations are only slightly higher than remaining measurements within these wells and represent groundwater quality upgradient of the facility. Additionally, a previously flagged outlier of 7.473 mg/L for sulfate at MW-3 was unflagged as the measurement was similar to concentrations reported in neighboring upgradient wells. The high values for boron were also similar to concentrations among the upgradient wells and, therefore, were not flagged as outliers.

All previously flagged outliers for Appendix III were confirmed. As mentioned above, flagged data are displayed in a lighter font and as a disconnected symbol on the time series reports, as well as in a lighter font on the accompanying data pages. A summary of flagged values was submitted with the report.

Mann-Whitney Evaluation

For pH, which required intrawell prediction limits, the Mann-Whitney (Wilcoxon Rank Sum) test was used to compare the medians of historical data through March 2019 to newer compliance samples through April 2022 at each of the wells to evaluate whether the groups are statistically different at the 99% confidence level. When the test concludes that the medians of the two groups are statistically different, background data sets are typically not updated with newer data unless it can be reasonably justified that the newer data are representative of changing groundwater quality rather than a result of practices at the facility. A statistically significant difference was found for the following well:

- pH: MW-7

Since the compliance data were similar to or within the range of historic concentrations, this record was updated. Therefore, all background data sets were updated. All data sets will be re-evaluated during the next background update.

Trend Tests

The Sen's Slope/Mann Kendall trend test was used to evaluate the entire record of data at the 99% confidence level from upgradient wells for parameters utilizing interwell prediction limits. When statistically significant trends are identified in upgradient wells, the earlier portion of data may be deselected prior to construction of interwell statistical limits if the trending data would result in statistical limits that are not conservative from a regulatory perspective. No statistically significant increasing trends were noted in upgradient wells with the exception of calcium and chloride in well MW-3 and fluoride in MW-12; however, the magnitudes of the trends were moderate relative to average concentrations, and truncation of the background would not affect the nonparametric prediction limit. Therefore, no adjustments to the records were required at that time.

Evaluation of Appendix III Parameters – 2nd SA 2023

Prediction Limits

All available historical data through April 2022 for pH at each well was used to construct intrawell prediction limits based on a 1-of-2 resample plan. The 2nd Semi-Annual 2023 sample from each sampled well eligible for prediction limits was then compared to its respective background limit.

Interwell prediction limits, combined with a 1-of-2 resample plan, were constructed using all available data from upgradient wells through April 2023 for boron, calcium, chloride, fluoride, sulfate, and TDS. Interwell prediction limits pool upgradient well data to establish a background limit for an individual constituent. Background (upgradient) well data for constituents using interwell statistical limits were reassessed for potential outliers during this analysis. No additional outliers were identified. Values in background which have been flagged as outliers may be seen in a lighter font and as a disconnected symbol on the graphs. As mentioned above, a summary of any flagged outliers follows this report (Figure C).

While interwell prediction limits were constructed for boron, calcium, chloride, fluoride, sulfate, and TDS, no compliance data were compared to the limits as downgradient wells MW-6 and MW-7 were not sampled during this event and the replacement wells do not yet have a minimum of 8 background samples. Note that during this analysis, a high

reporting limit of 1.0 mg/L from the September 2022 sample event for fluoride was substituted with the most recent reporting limit of 0.1 mg/L for all wells.

Summaries of both intrawell and interwell prediction limits, along with complete results may be found following this letter in the Prediction Limits section (Figures D and E, respectively). The following intrawell prediction limit exceedance was identified:

Intrawell
- pH: MW-12 (upgradient)

Interwell
- None

In the event of an initial exceedance of downgradient well data, the 1-of-2 resample plan allows for collection of an additional sample to determine whether the initial exceedance is confirmed. When the resample confirms the initial exceedance, a statistically significant increase (SSI) is identified, and further research would be required to identify the cause of the exceedance (i.e., impact from the site, natural variation, or an off-site source). If the resample falls within the statistical limit, the initial exceedance is considered to be a false positive result; therefore, no further action is necessary. When an exceedance is identified in an upgradient well, no resample is required as the upgradient groundwater quality represents conditions upgradient of the facility rather than a result of practices at the site.

Trend Tests

The Sen's Slope/Mann Kendall trend test at the 99% confidence level was used to determine whether a statistically significant trend exists over the entire period of record for the prediction limit exceedance noted above (Figure F). Since the exceedance for pH was noted in an upgradient well, pH was evaluated for trends at all upgradient wells. Trends in upgradient wells are an indication of variability in groundwater unrelated to practices at the site. A summary of the trend tests follows this report and no statistically significant trends were identified.

Evaluation of Appendix IV Parameters – 2nd SA 2023

For Appendix IV parameters, data from upgradient wells are reassessed for outliers during each analysis prior to constructing statistical limits. No additional values were flagged. A complete list of flagged outliers follows this report (Figure C). As mentioned above, a high reporting limit of 1.0 mg/L from the September 2022 sample event for fluoride was substituted with the most recent reporting limit of 0.1 mg/L for all wells. Additionally, due

to historic varying reporting limits for chromium and lithium, the most recent reporting limits of 0.0025 mg/L and 0.005 mg/L, respectively, were substituted across all wells.

Interwell Upper Tolerance Limits

Interwell parametric or nonparametric tolerance limits, depending on the distribution of the background data, were used to calculate background limits from pooled upgradient well data through August 2023 for Appendix IV parameters, with a target of 95% confidence and 95% coverage for parametric limits, to determine the background limits (Figure G). The confidence and coverage levels for nonparametric tolerance limits are dependent upon the number of background samples.

Groundwater Protection Standards

These limits were compared to the Maximum Contaminant Levels (MCLs) and CCR rule-specified levels to determine the highest limit for use as the Groundwater Protection Standard (GWPS) in the Confidence Interval comparisons (Figure H).

Confidence Intervals

Confidence intervals are constructed as either parametric or nonparametric confidence intervals depending on the data distribution and percentage of non-detects for each of the Appendix IV parameters and compared to the highest limit of either the MCL or rule-specified level as discussed above. When data followed a normal or transformed-normal distribution, parametric confidence intervals were used for Appendix IV parameters. Nonparametric confidence intervals were constructed when data did not follow a normal or transformed-normal distribution or when there were greater than 50% non-detects. The lower confidence limit, which is constructed with 99% confidence for parametric confidence intervals, is compared to the GWPS prepared as described above. The confidence level associated with nonparametric confidence intervals is dependent upon the number samples available.

Only when the entire confidence interval is above a GWPS is the well/constituent pair considered to exceed its respective standard. If there is an exceedance of the GWPS, a statistically significant level (SSL) exceedance is identified.

As mentioned above, because wells MW-6 and MW-7 were not sampled during this event and the replacement wells do not yet have a minimum of 8 background samples, no confidence intervals were constructed for the Appendix IV constituents and compared to GWPS as discussed above.

Trend Test Evaluation – Appendix IV

When confidence interval exceedances are identified in downgradient wells, data are further evaluated using the Sen's Slope/Mann Kendall trend test to determine whether concentrations are statistically increasing, decreasing, or stable at the 95% confidence level. Utilizing the 95% confidence level for trend tests readily identifies significant trends and is more sensitive than the 99% confidence level without drastically increasing the false negative rate. Upgradient wells are included in the trend analyses for all parameters found to exceed their groundwater protection standards in downgradient wells. When similar patterns exist upgradient of the site, it is an indication of variability in groundwater which may be unrelated to practices at the site. Since no confidence intervals were constructed, no trend tests were required.

Thank you for the opportunity to assist you in the statistical analysis of groundwater quality for Plant Smith. If you have any questions or comments, please feel free to contact us.

For Groundwater Stats Consulting,



Andrew T. Collins
Project Manager



Kristina L. Rayner
Senior Statistician

Sanitas™ v.10.0.13b Software licensed to . UG

Date Ranges

Date: 11/28/2023 11:43 AM

Plant Smith Data: Plant Smith CCR

Barium (mg/L)
- MW-13R overall:4/15/2022-8/31/2023
- MW-14R overall:4/15/2022-8/29/2023

Combined Radium 226 + 228 (pCi/L)
- MW-10R overall:4/14/2022-8/29/2023
- MW-14R overall:4/15/2022-8/29/2023
- MW-8R overall:4/14/2022-8/31/2023
- MW-9R overall:4/14/2022-8/29/2023

Fluoride, total (mg/L)
- MW-14R overall:4/15/2022-8/29/2023

Lithium (mg/L)
- MW-13R overall:4/15/2022-8/31/2023
- MW-14R overall:4/15/2022-8/29/2023

Sanitas™ v.10.0.13b Software licensed to . UG

100% Non-Detects: Appendix IV Downgradient

Analysis Run 11/28/2023 12:43 PM View: Appendix IV Confidence Intervals
Plant Smith Client: FPL Data: Plant Smith CCR

Antimony (mg/L)
MW-10R, MW-13R, MW-14R, MW-8R, MW-9R

Beryllium (mg/L)
MW-13R, MW-14R

Cadmium (mg/L)
MW-10R, MW-13R, MW-14R, MW-8R, MW-9R

Cobalt (mg/L)
MW-10R, MW-14R

Fluoride, total (mg/L)
MW-8R

Lead (mg/L)
MW-13R, MW-14R, MW-8R, MW-9R

Mercury (mg/L)
MW-13R, MW-14R, MW-8R, MW-9R

Thallium (mg/L)
MW-10R, MW-13R, MW-14R, MW-8R, MW-9R

Appendix III Intrawell Prediction Limits - Significant Results

Plant Smith Client: FPL Data: Plant Smith CCR Printed 11/28/2023, 11:58 AM

Constituent	Well	Upper Lim.	Lower Lim.	Date	Observ.	Sig.	Bg N	Bg Mean	Std. Dev.	%NDs	ND Adj.	Transform	Alpha	Method
pH, Field (SU)	**MW-12**	**6.62**	**5.9**	**8/28/2023**	**5.88**	**Yes**	**18**	**n/a**	**n/a**	**0**	**n/a**	**n/a**	**0.01075**	**NP Intra (normality) 1 of 2**

Appendix III Intrawell Prediction Limits - All Results

Plant Smith Client: FPL Data: Plant Smith CCR Printed 11/28/2023, 11:58 AM

Constituent	Well	Upper Lim.	Lower Lim.	Date	Observ.	Sig.	Bg N	Bg Mean	Std. Dev.	%NDs	ND Adj.	Transform	Alpha	Method
pH, Field (SU)	**MW-12**	**6.62**	**5.9**	**8/28/2023**	**5.88**	**Yes**	**18**	**n/a**	**n/a**	**0**	**n/a**	**n/a**	**0.01075**	**NP Intra (normality) 1 of 2**
pH, Field (SU)	MW-2	7.102	5.233	8/28/2023	5.56	No	18	6.168	0.5202	0	None	No	0.001878	Param Intra 1 of 2
pH, Field (SU)	MW-3	5.148	4.728	8/28/2023	4.83	No	18	4.938	0.1168	0	None	No	0.001878	Param Intra 1 of 2

Appendix III Interwell Prediction Limits - All Results

Plant Smith Client: FPL Data: Plant Smith CCR Printed 11/28/2023, 11:55 AM

Constituent	Well	Upper Lim.	Lower Lim.	Date	Observ.	Sig.	Bg N	Bg Mean	Std. Dev.	%NDs	ND Adj.	Transform	Alpha	Method
Boron, total (mg/L)	n/a	0.33	n/a	n/a	2 future	n/a	69	n/a	n/a	42.03	n/a	n/a	0.0004039	NP Inter (normality) 1 of 2
Calcium, total (mg/L)	n/a	49	n/a	n/a	2 future	n/a	68	n/a	n/a	0	n/a	n/a	0.0004176	NP Inter (normality) 1 of 2
Chloride, Total (mg/L)	n/a	230	n/a	n/a	2 future	n/a	69	n/a	n/a	0	n/a	n/a	0.0004039	NP Inter (normality) 1 of 2
Fluoride, total (mg/L)	n/a	0.28	n/a	n/a	2 future	n/a	69	n/a	n/a	27.54	n/a	n/a	0.0004039	NP Inter (normality) 1 of 2
Sulfate as SO4 (mg/L)	n/a	29	n/a	n/a	2 future	n/a	69	n/a	n/a	52.17	n/a	n/a	0.0004039	NP Inter (NDs) 1 of 2
Total Dissolved Solids [TDS] (mg/L)	n/a	600	n/a	n/a	2 future	n/a	68	n/a	n/a	0	n/a	n/a	0.0004176	NP Inter (normality) 1 of 2

Appendix III Trend Tests - All Results (No Significant)

Plant Smith Client: FPL Data: Plant Smith CCR Printed 11/28/2023, 11:59 AM

Constituent	Well	Slope	Calc.	Critical	Sig.	N	%NDs	Normality	Alpha	Method
pH, Field (SU)	MW-12 (bg)	-0.01653	-51	-87	No	21	0	n/a	0.01	NP
pH, Field (SU)	MW-2 (bg)	-0.1445	-87	-87	No	21	0	n/a	0.01	NP
pH, Field (SU)	MW-3 (bg)	-0.02152	-78	-87	No	21	0	n/a	0.01	NP

Upper Tolerance Limits Summary Table

Plant Smith Client: FPL Data: Plant Smith CCR Printed 11/28/2023, 12:03 PM

Constituent	Upper Lim.	Date	Observ.	Sig.	Bg N	Bg Mean	Std. Dev.	%NDs	ND Adj.	Transform	Alpha	Method
Antimony (mg/L)	0.0025	n/a	n/a	n/a	54	n/a	n/a	100	n/a	n/a	0.06267	NP Inter(NDs)
Arsenic (mg/L)	0.0014	n/a	n/a	n/a	66	n/a	n/a	95.45	n/a	n/a	0.03387	NP Inter(NDs)
Barium (mg/L)	0.02856	n/a	n/a	n/a	66	0.129	0.02	4.545	None	sqrt(x)	0.05	Inter
Beryllium (mg/L)	0.0025	n/a	n/a	n/a	63	n/a	n/a	95.24	n/a	n/a	0.0395	NP Inter(NDs)
Cadmium (mg/L)	0.0025	n/a	n/a	n/a	53	n/a	n/a	100	n/a	n/a	0.06597	NP Inter(NDs)
Chromium (mg/L)	0.0074	n/a	n/a	n/a	65	n/a	n/a	47.69	n/a	n/a	0.03565	NP Inter(normality)
Cobalt (mg/L)	0.0025	n/a	n/a	n/a	59	n/a	n/a	100	n/a	n/a	0.04849	NP Inter(NDs)
Combined Radium 226 + 228 (pCi/L)	4.64	n/a	n/a	n/a	66	n/a	n/a	0	n/a	n/a	0.03387	NP Inter(normality)
Fluoride, total (mg/L)	0.28	n/a	n/a	n/a	69	n/a	n/a	27.54	n/a	n/a	0.02904	NP Inter(normality)
Lead (mg/L)	0.0013	n/a	n/a	n/a	60	n/a	n/a	96.67	n/a	n/a	0.04607	NP Inter(NDs)
Lithium (mg/L)	0.025	n/a	n/a	n/a	65	n/a	n/a	20	n/a	n/a	0.03565	NP Inter(normality)
Mercury (mg/L)	0.0002	n/a	n/a	n/a	54	n/a	n/a	98.15	n/a	n/a	0.06267	NP Inter(NDs)
Molybdenum (mg/L)	0.015	n/a	n/a	n/a	66	n/a	n/a	96.97	n/a	n/a	0.03387	NP Inter(NDs)
Selenium (mg/L)	0.0013	n/a	n/a	n/a	59	n/a	n/a	93.22	n/a	n/a	0.04849	NP Inter(NDs)
Thallium (mg/L)	0.0005	n/a	n/a	n/a	53	n/a	n/a	100	n/a	n/a	0.06597	NP Inter(NDs)

PLANT SMITH GWPS				
Constituent Name	**MCL**	**CCR Rule Specified**	**Background**	**GWPS**
Antimony, Total (mg/L)	0.006		0.0025	0.006
Arsenic, Total (mg/L)	0.01		0.0014	0.01
Barium, Total (mg/L)	2		0.029	2
Beryllium, Total (mg/L)	0.004		0.0025	0.004
Cadmium, Total (mg/L)	0.005		0.0025	0.005
Chromium, Total (mg/L)	0.1		0.0074	0.1
Cobalt, Total (mg/L)	n/a	0.006	0.0025	0.006
Combined Radium, Total (pCi/L)	5		4.64	5
Fluoride, Total (mg/L)	4		0.28	4
Lead, Total (mg/L)		0.015	0.0013	0.015
Lithium, Total (mg/L)	n/a	0.04	0.025	0.04
Mercury, Total (mg/L)	0.002		0.0002	0.002
Molybdenum, Total (mg/L)	n/a	0.1	0.015	0.1
Selenium, Total (mg/L)	0.05		0.0013	0.05
Thallium, Total (mg/L)	0.002		0.0005	0.002

**MCL = Maximum Contaminant Level*

**CCR = Coal Combustion Residual*

**GWPS = Groundwater Protection Standard*

FIGURE A.

Sanitas™ v.10.0.15 Software licensed to . UG
Hollow symbols indicate censored values.

Time Series

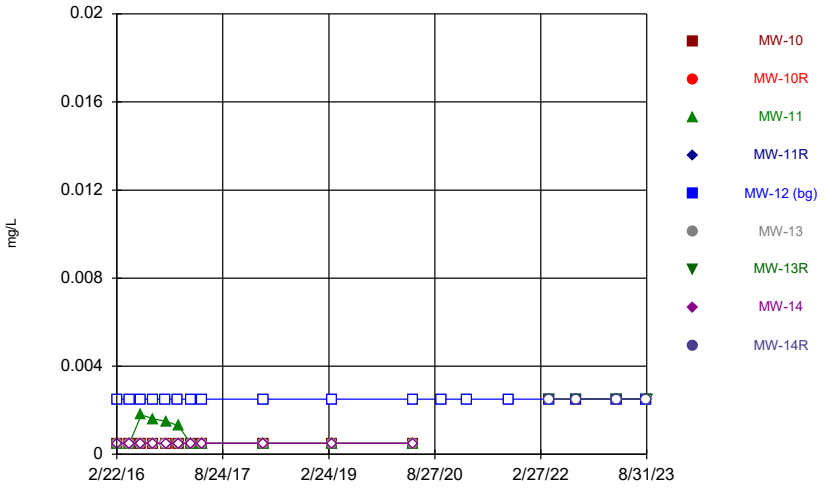

Constituent: Antimony Analysis Run 12/15/2023 11:07 AM
Plant Smith Client: FPL Data: Plant Smith CCR

Sanitas™ v.10.0.15 Software licensed to . UG
Hollow symbols indicate censored values.

Time Series

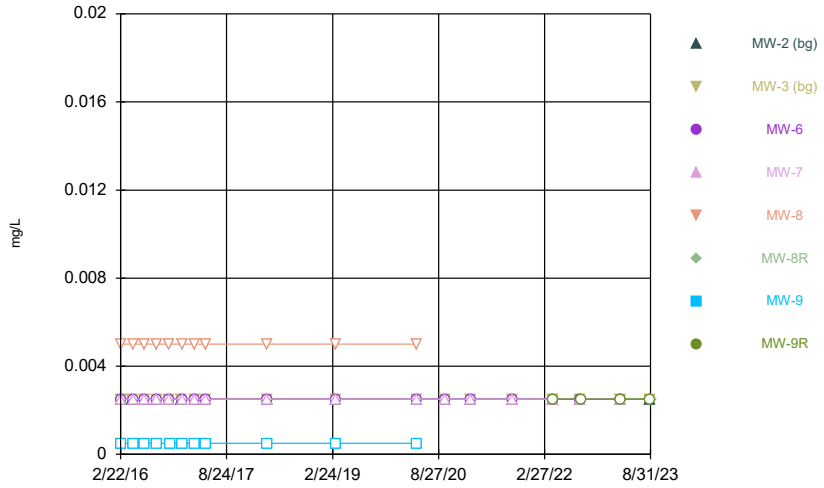

Constituent: Antimony Analysis Run 12/15/2023 11:07 AM
Plant Smith Client: FPL Data: Plant Smith CCR

Sanitas™ v.10.0.15 Software licensed to . UG
Hollow symbols indicate censored values.

Time Series

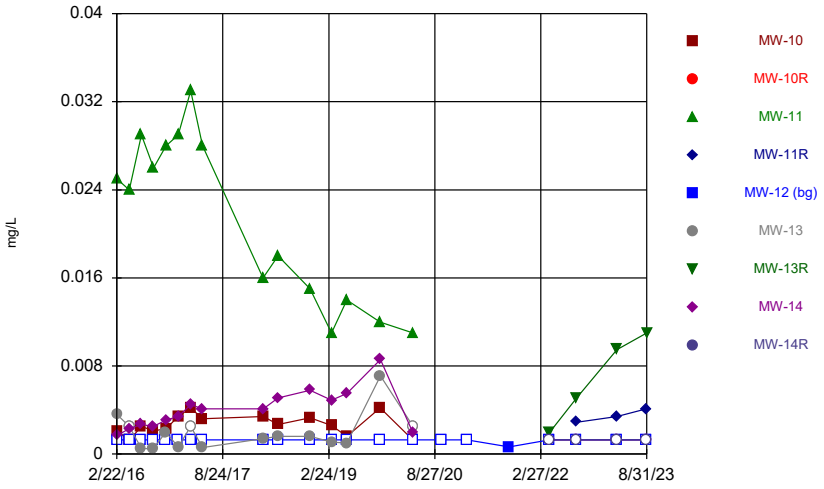

Constituent: Arsenic Analysis Run 12/15/2023 11:07 AM
Plant Smith Client: FPL Data: Plant Smith CCR

Sanitas™ v.10.0.15 Software licensed to . UG
Hollow symbols indicate censored values.

Time Series

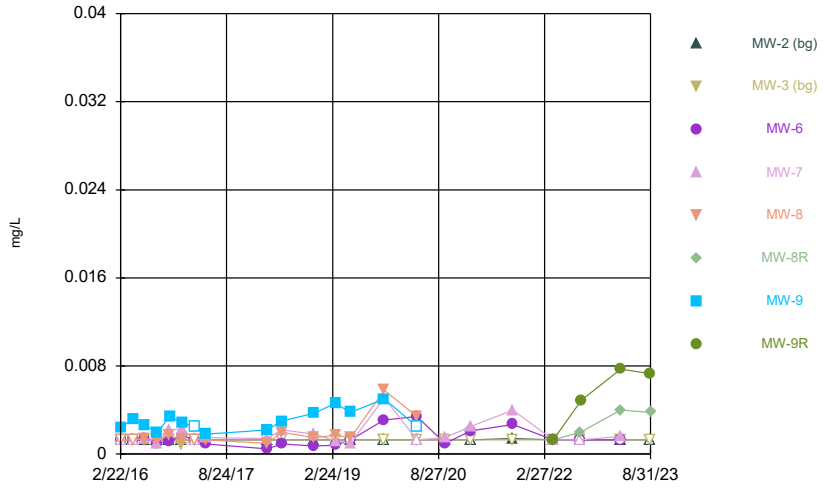

Constituent: Arsenic Analysis Run 12/15/2023 11:07 AM
Plant Smith Client: FPL Data: Plant Smith CCR

Sanitas™ v.10.0.15 Software licensed to . UG
Hollow symbols indicate censored values.

Time Series

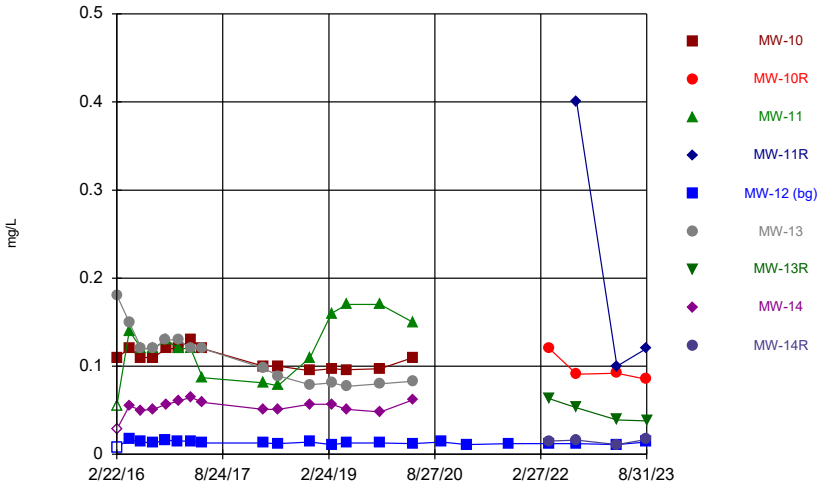

Constituent: Barium Analysis Run 12/15/2023 11:07 AM
Plant Smith Client: FPL Data: Plant Smith CCR

Sanitas™ v.10.0.15 Software licensed to . UG
Hollow symbols indicate censored values.

Time Series

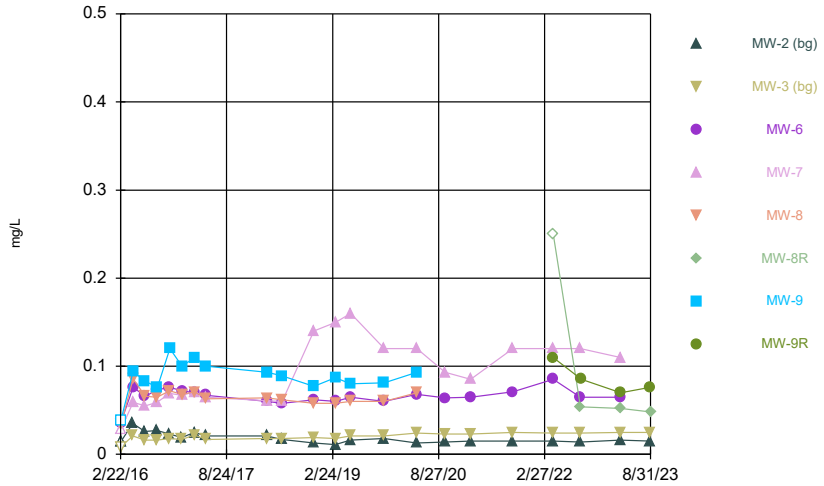

Constituent: Barium Analysis Run 12/15/2023 11:07 AM
Plant Smith Client: FPL Data: Plant Smith CCR

Sanitas™ v.10.0.15 Software licensed to . UG
Hollow symbols indicate censored values.

Time Series

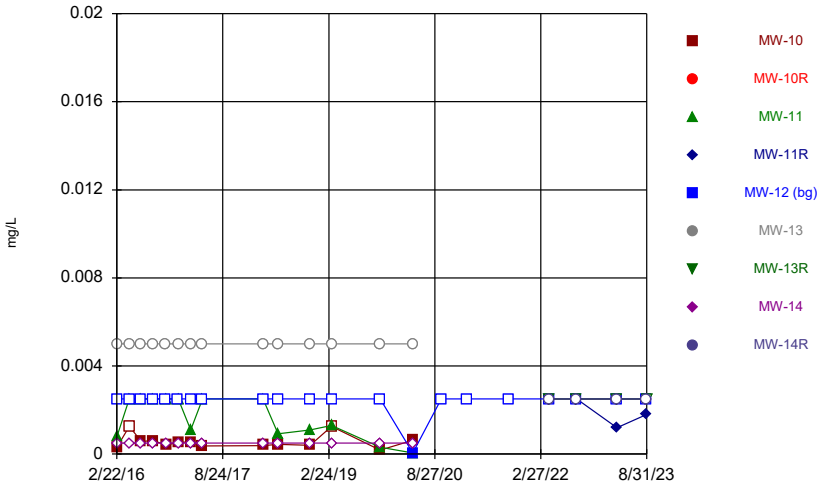

Constituent: Beryllium Analysis Run 12/15/2023 11:07 AM
Plant Smith Client: FPL Data: Plant Smith CCR

Sanitas™ v.10.0.15 Software licensed to . UG
Hollow symbols indicate censored values.

Time Series

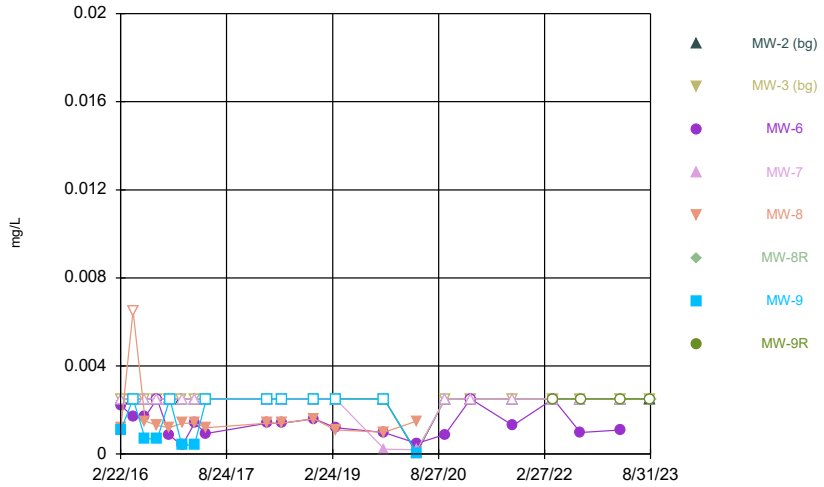

Constituent: Beryllium Analysis Run 12/15/2023 11:07 AM
Plant Smith Client: FPL Data: Plant Smith CCR

Sanitas™ v.10.0.15 Software licensed to . UG
Hollow symbols indicate censored values.

Time Series

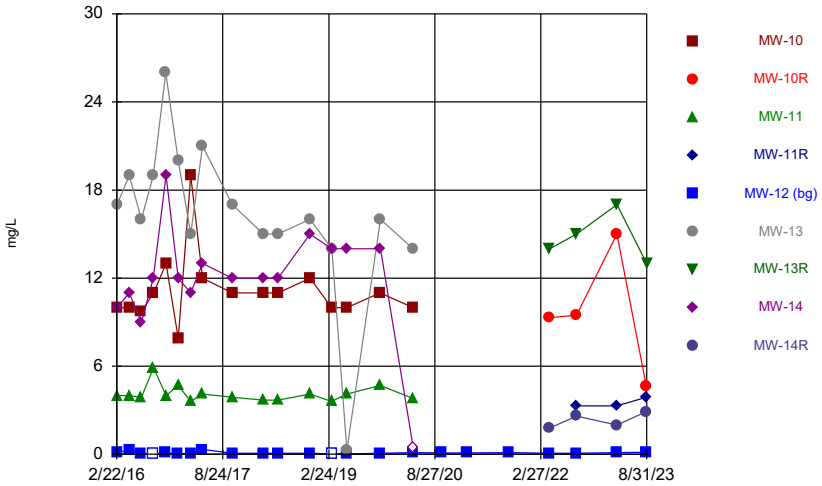

Constituent: Boron, total Analysis Run 12/15/2023 11:07 AM
Plant Smith Client: FPL Data: Plant Smith CCR

Sanitas™ v.10.0.15 Software licensed to . UG
Hollow symbols indicate censored values.

Time Series

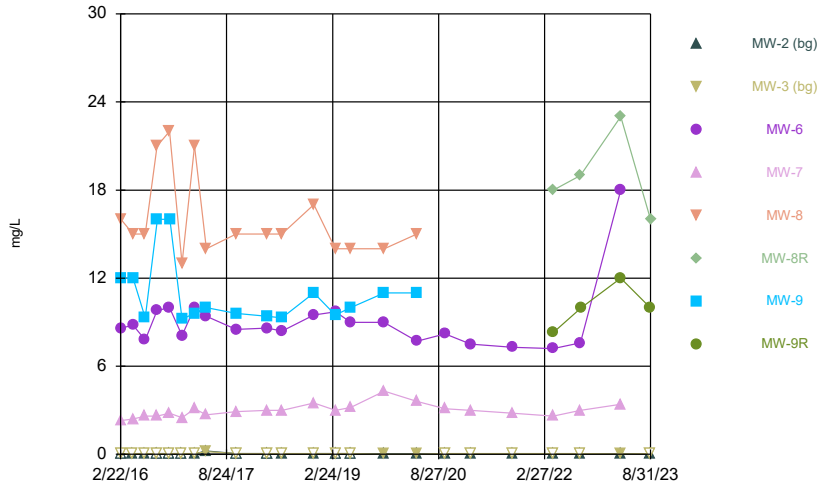

Constituent: Boron, total Analysis Run 12/15/2023 11:07 AM
Plant Smith Client: FPL Data: Plant Smith CCR

Sanitas™ v.10.0.15 Software licensed to . UG
Hollow symbols indicate censored values.

Time Series

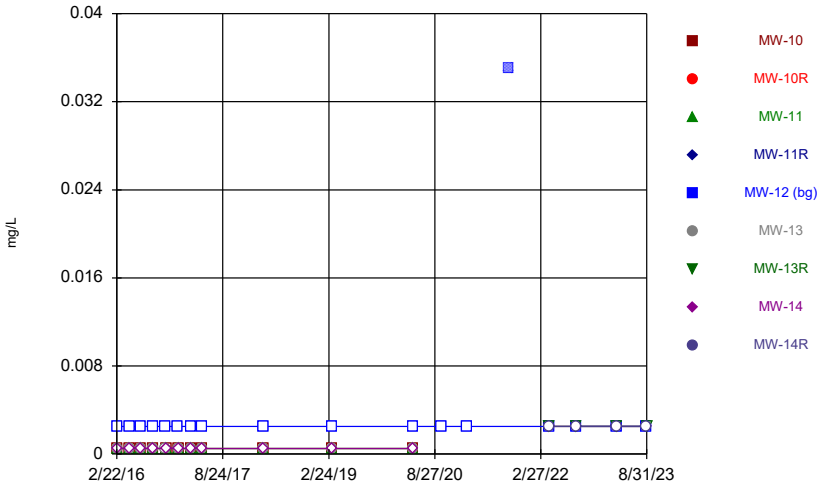

Constituent: Cadmium Analysis Run 12/15/2023 11:07 AM
Plant Smith Client: FPL Data: Plant Smith CCR

Sanitas™ v.10.0.15 Software licensed to . UG
Hollow symbols indicate censored values.

Time Series

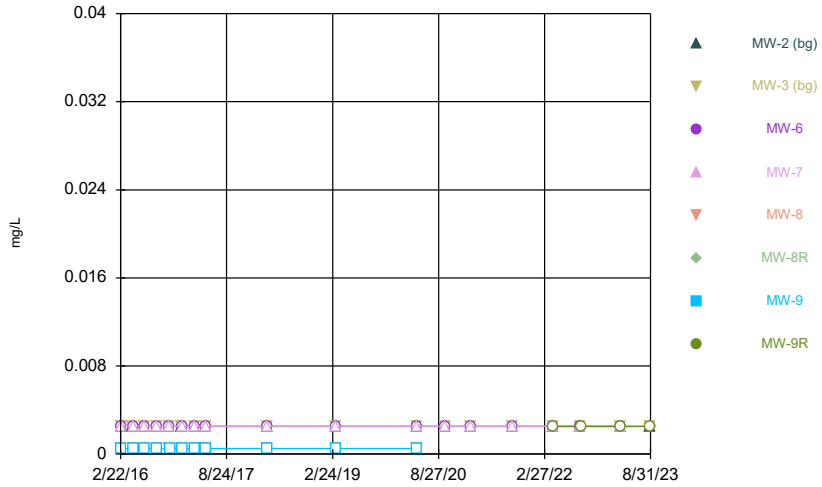

Constituent: Cadmium Analysis Run 12/15/2023 11:07 AM
Plant Smith Client: FPL Data: Plant Smith CCR

Sanitas™ v.10.0.15 Software licensed to . UG

Time Series

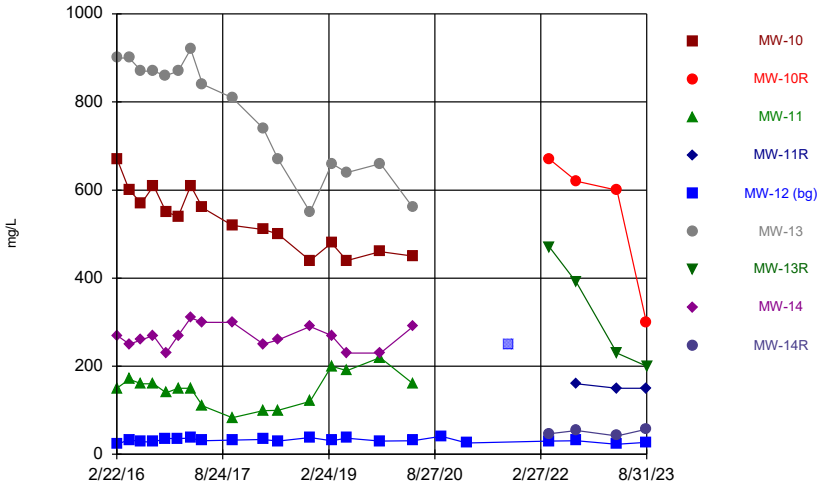

Constituent: Calcium, total Analysis Run 12/15/2023 11:07 AM

Plant Smith Client: FPL Data: Plant Smith CCR

Sanitas™ v.10.0.15 Software licensed to . UG

Time Series

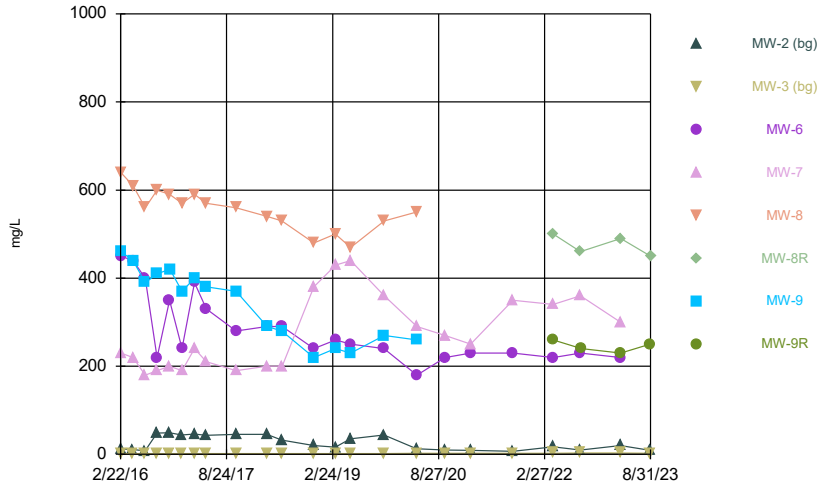

Constituent: Calcium, total Analysis Run 12/15/2023 11:07 AM

Plant Smith Client: FPL Data: Plant Smith CCR

Sanitas™ v.10.0.15 Software licensed to . UG

Time Series

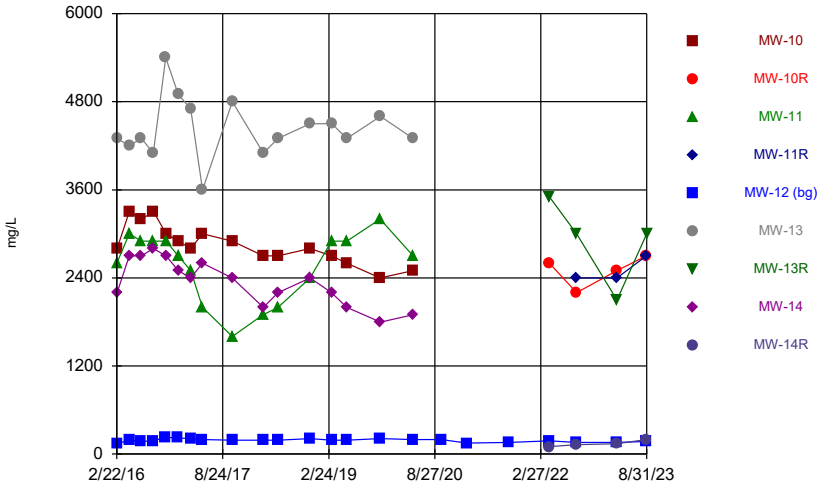

Constituent: Chloride, Total Analysis Run 12/15/2023 11:07 AM

Plant Smith Client: FPL Data: Plant Smith CCR

Sanitas™ v.10.0.15 Software licensed to . UG

Time Series

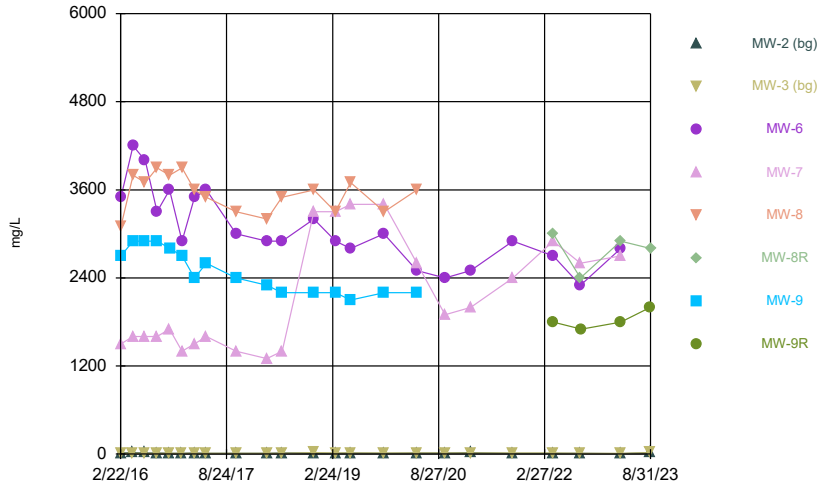

Constituent: Chloride, Total Analysis Run 12/15/2023 11:07 AM

Plant Smith Client: FPL Data: Plant Smith CCR

Sanitas™ v.10.0.15 Software licensed to . UG
Hollow symbols indicate censored values.

Time Series

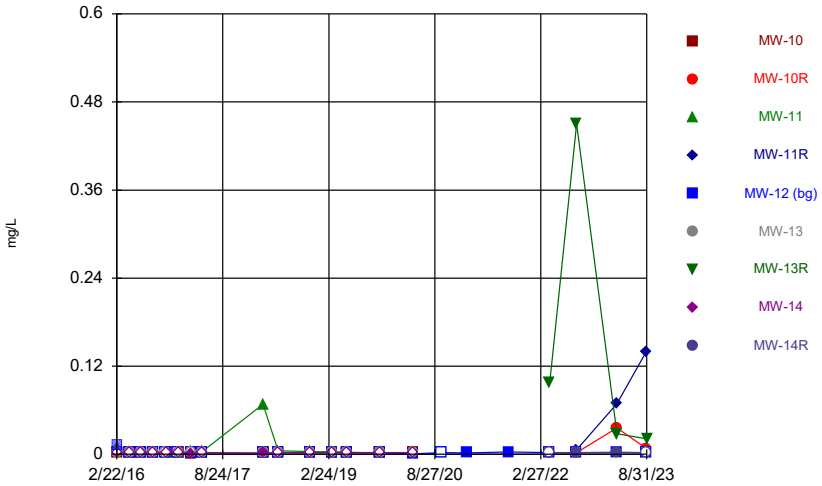

Constituent: Chromium Analysis Run 12/15/2023 11:07 AM
Plant Smith Client: FPL Data: Plant Smith CCR

Sanitas™ v.10.0.15 Software licensed to . UG
Hollow symbols indicate censored values.

Time Series

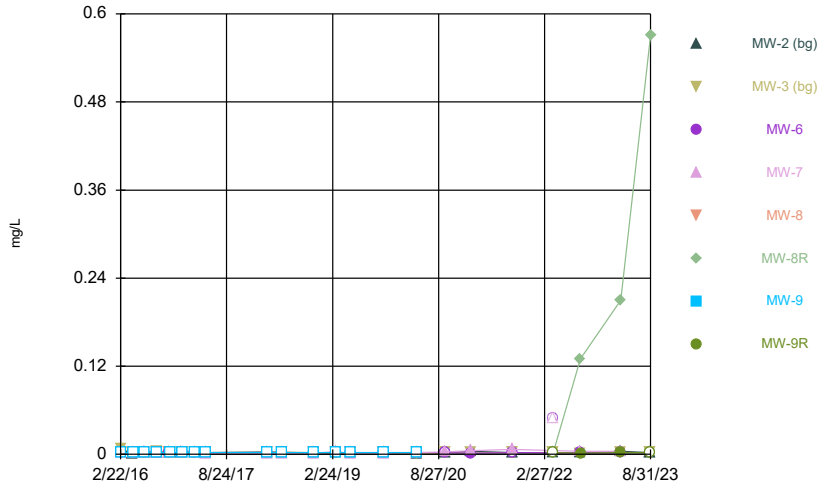

Constituent: Chromium Analysis Run 12/15/2023 11:07 AM
Plant Smith Client: FPL Data: Plant Smith CCR

Sanitas™ v.10.0.15 Software licensed to . UG
Hollow symbols indicate censored values.

Time Series

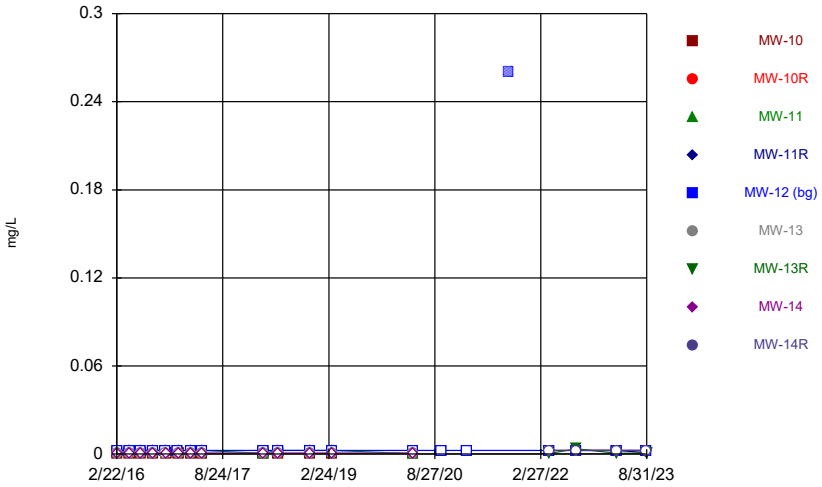

Constituent: Cobalt Analysis Run 12/15/2023 11:07 AM
Plant Smith Client: FPL Data: Plant Smith CCR

Sanitas™ v.10.0.15 Software licensed to . UG
Hollow symbols indicate censored values.

Time Series

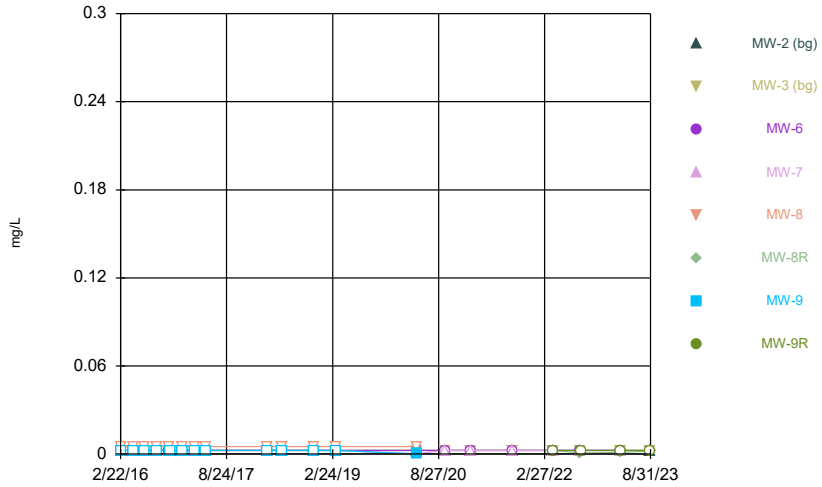

Constituent: Cobalt Analysis Run 12/15/2023 11:07 AM
Plant Smith Client: FPL Data: Plant Smith CCR

Sanitas™ v.10.0.15 Software licensed to . UG

Time Series

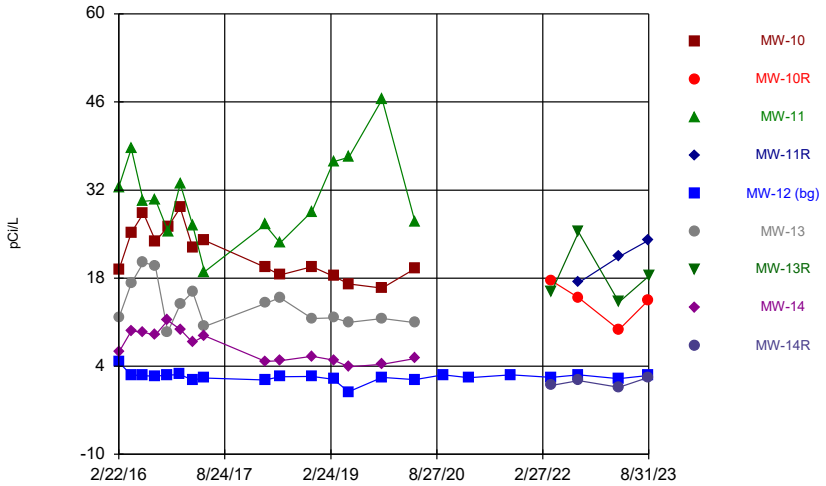

Constituent: Combined Radium 226 + 228 Analysis Run 12/15/2023 11:07 AM

Plant Smith Client: FPL Data: Plant Smith CCR

Sanitas™ v.10.0.15 Software licensed to . UG

Time Series

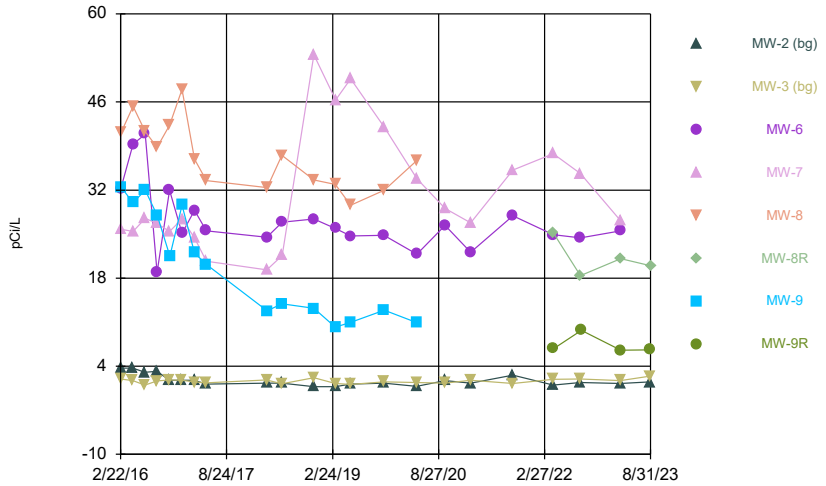

Constituent: Combined Radium 226 + 228 Analysis Run 12/15/2023 11:07 AM

Plant Smith Client: FPL Data: Plant Smith CCR

Sanitas™ v.10.0.15 Software licensed to . UG
Hollow symbols indicate censored values.

Time Series

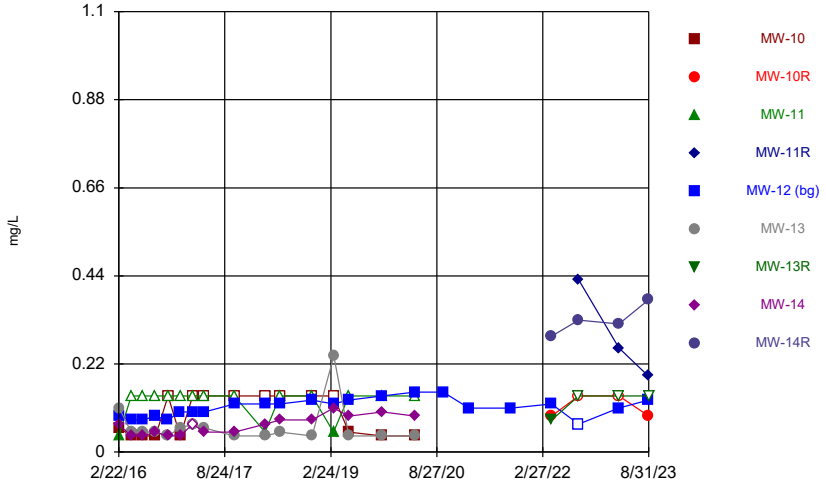

Constituent: Fluoride, total Analysis Run 12/15/2023 11:07 AM

Plant Smith Client: FPL Data: Plant Smith CCR

Sanitas™ v.10.0.15 Software licensed to . UG
Hollow symbols indicate censored values.

Time Series

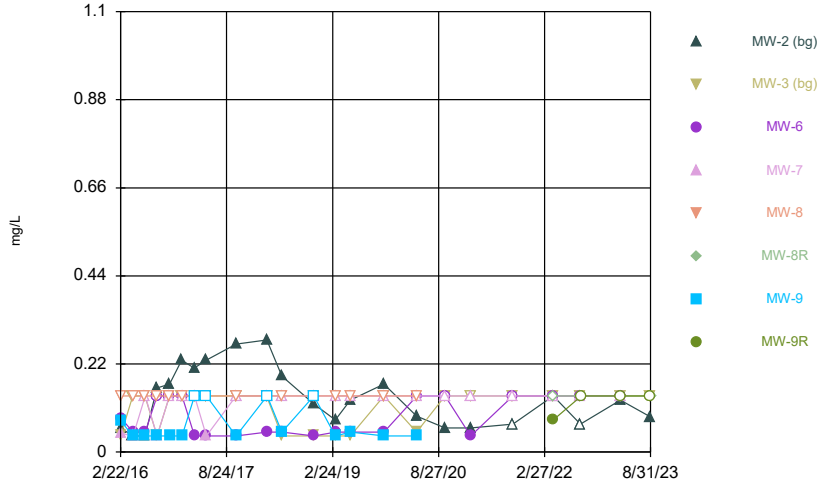

Constituent: Fluoride, total Analysis Run 12/15/2023 11:07 AM

Plant Smith Client: FPL Data: Plant Smith CCR

Sanitas™ v.10.0.15 Software licensed to . UG
Hollow symbols indicate censored values.

Time Series

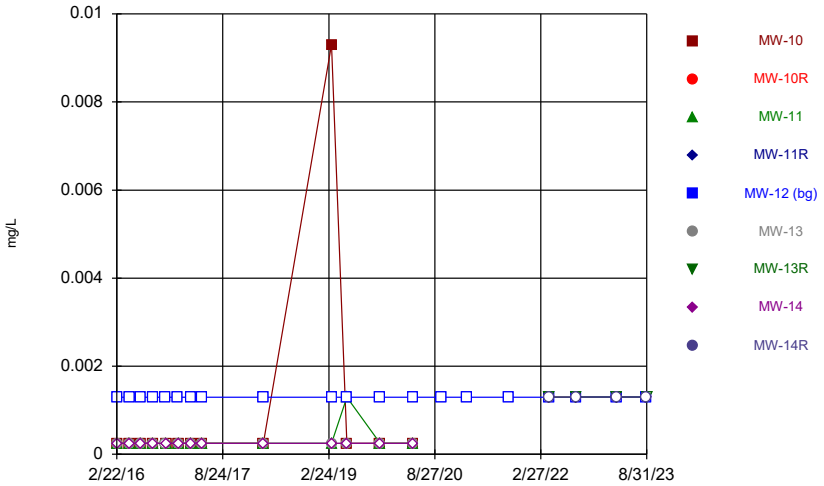

Constituent: Lead Analysis Run 12/15/2023 11:07 AM
Plant Smith Client: FPL Data: Plant Smith CCR

Sanitas™ v.10.0.15 Software licensed to . UG
Hollow symbols indicate censored values.

Time Series

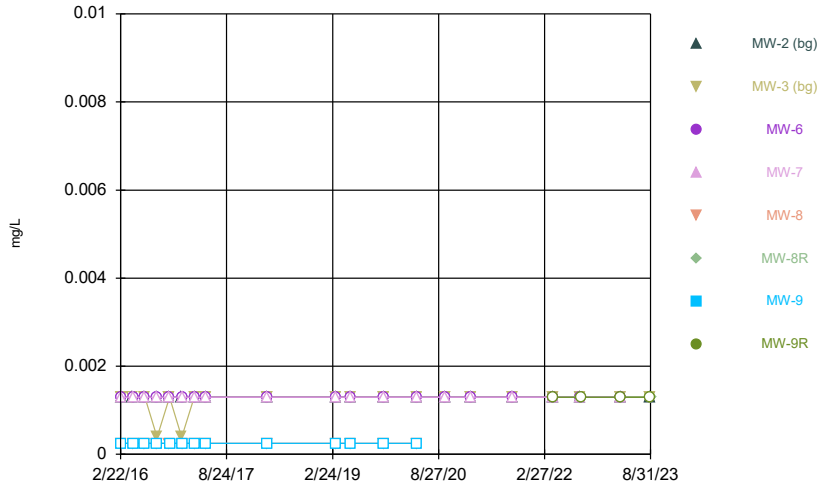

Constituent: Lead Analysis Run 12/15/2023 11:07 AM
Plant Smith Client: FPL Data: Plant Smith CCR

Sanitas™ v.10.0.15 Software licensed to . UG
Hollow symbols indicate censored values.

Time Series

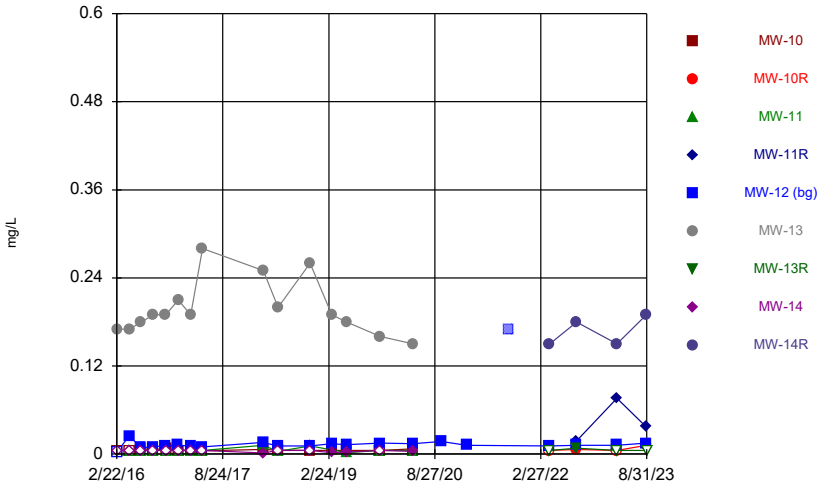

Constituent: Lithium Analysis Run 12/15/2023 11:07 AM
Plant Smith Client: FPL Data: Plant Smith CCR

Sanitas™ v.10.0.15 Software licensed to . UG
Hollow symbols indicate censored values.

Time Series

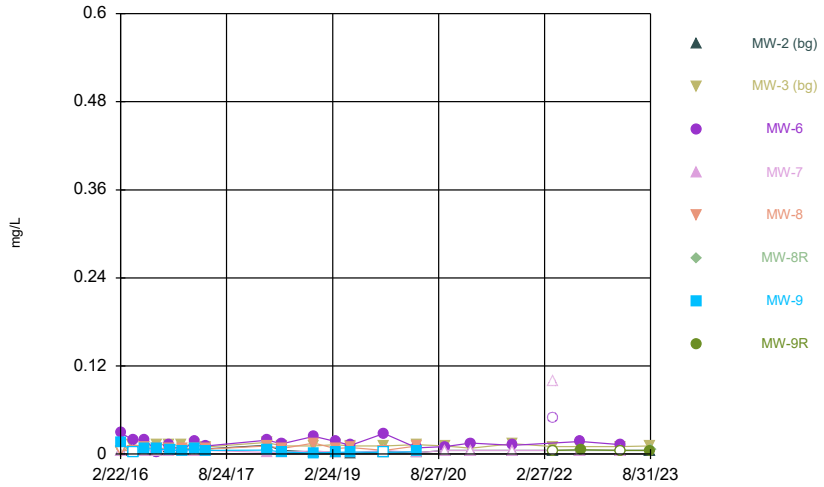

Constituent: Lithium Analysis Run 12/15/2023 11:07 AM
Plant Smith Client: FPL Data: Plant Smith CCR

Sanitas™ v.10.0.15 Software licensed to . UG
Hollow symbols indicate censored values.

Time Series

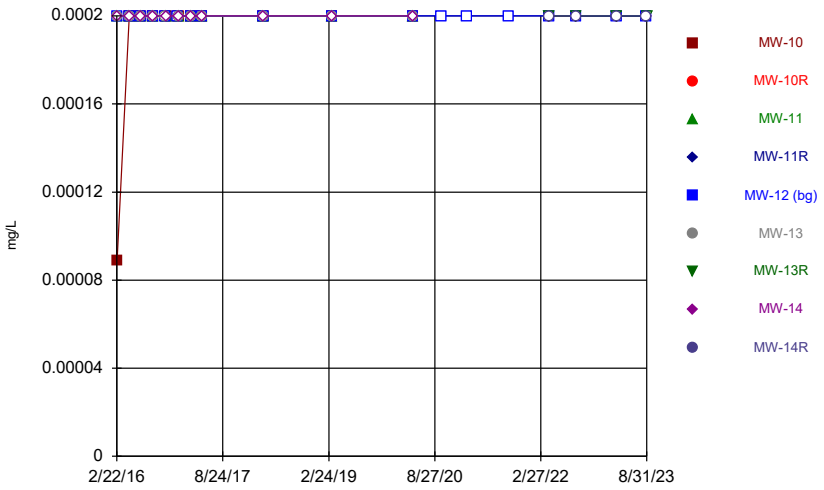

Constituent: Mercury Analysis Run 12/15/2023 11:07 AM
Plant Smith Client: FPL Data: Plant Smith CCR

Sanitas™ v.10.0.15 Software licensed to . UG
Hollow symbols indicate censored values.

Time Series

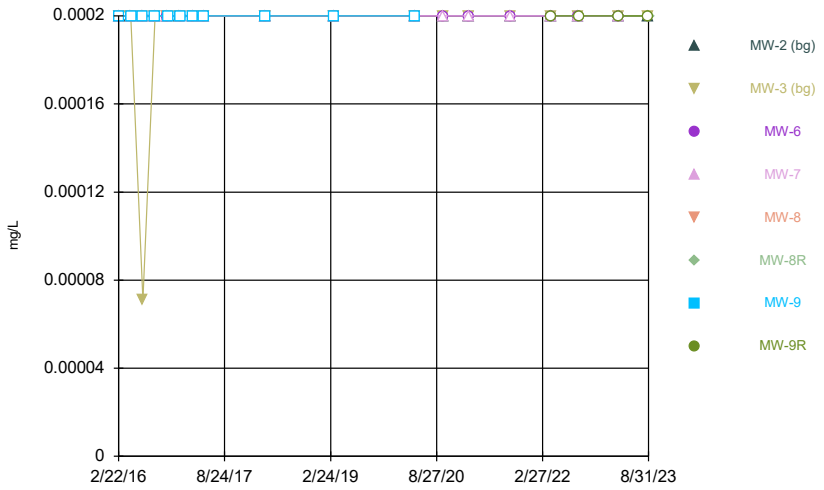

Constituent: Mercury Analysis Run 12/15/2023 11:07 AM
Plant Smith Client: FPL Data: Plant Smith CCR

Sanitas™ v.10.0.15 Software licensed to . UG
Hollow symbols indicate censored values.

Time Series

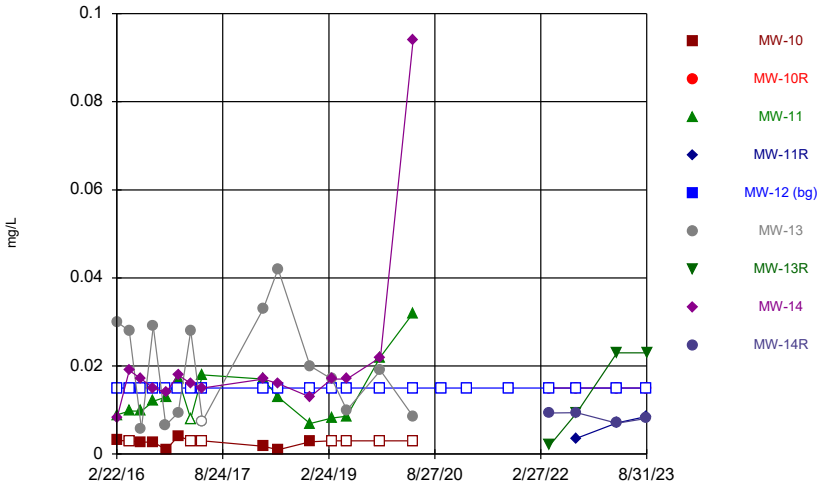

Constituent: Molybdenum Analysis Run 12/15/2023 11:07 AM
Plant Smith Client: FPL Data: Plant Smith CCR

Sanitas™ v.10.0.15 Software licensed to . UG
Hollow symbols indicate censored values.

Time Series

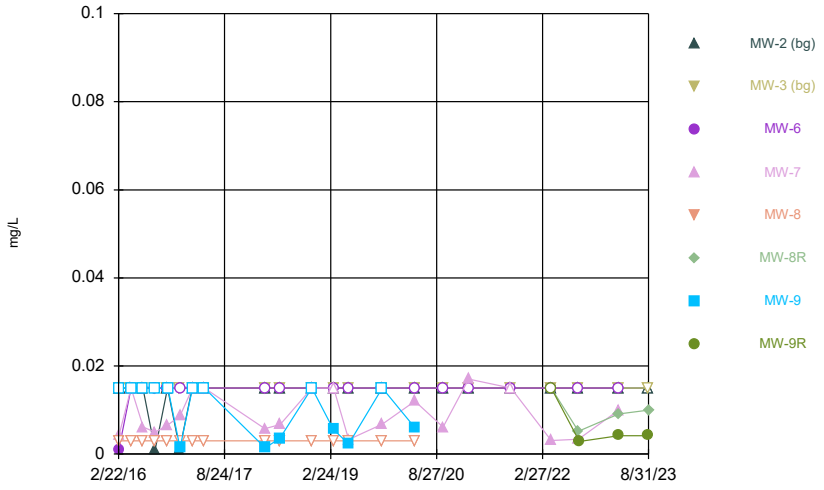

Constituent: Molybdenum Analysis Run 12/15/2023 11:07 AM
Plant Smith Client: FPL Data: Plant Smith CCR

Sanitas™ v.10.0.15 Software licensed to . UG

Time Series

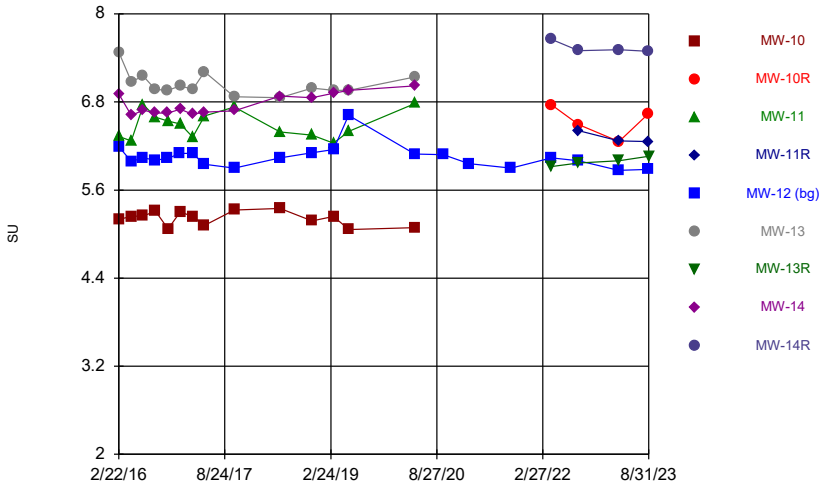

Constituent: pH, Field Analysis Run 12/15/2023 11:07 AM

Plant Smith Client: FPL Data: Plant Smith CCR

Sanitas™ v.10.0.15 Software licensed to . UG

Time Series

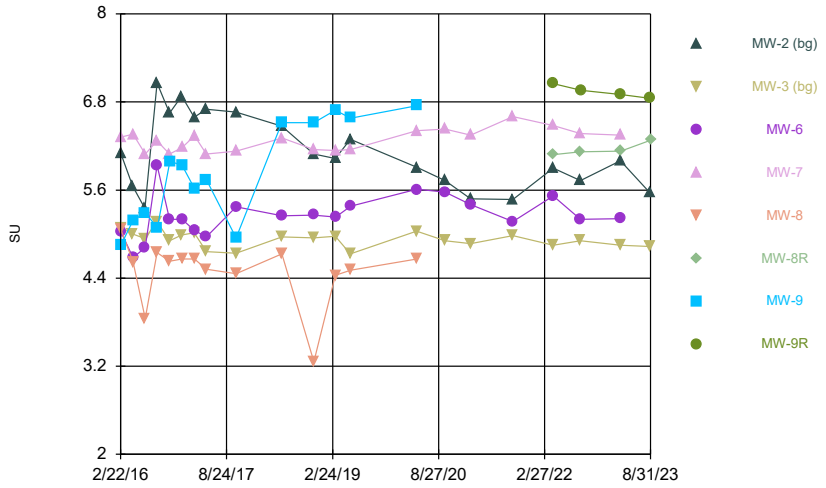

Constituent: pH, Field Analysis Run 12/15/2023 11:07 AM

Plant Smith Client: FPL Data: Plant Smith CCR

Sanitas™ v.10.0.15 Software licensed to . UG

Hollow symbols indicate censored values.

Time Series

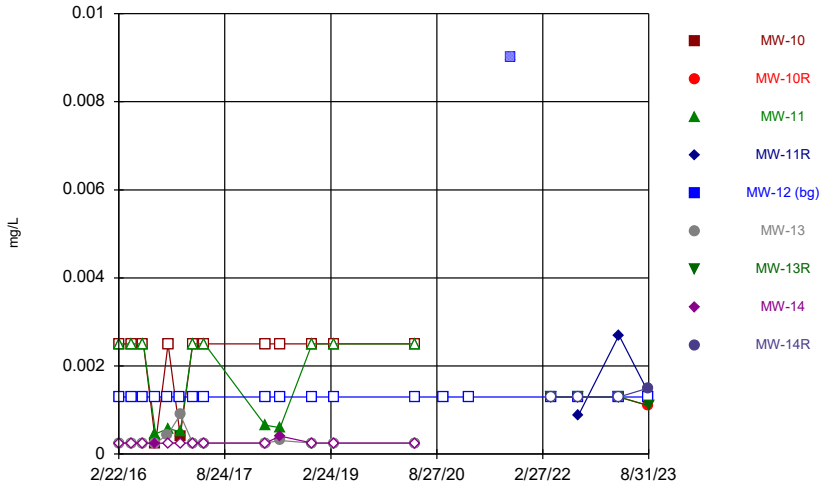

Constituent: Selenium Analysis Run 12/15/2023 11:07 AM

Plant Smith Client: FPL Data: Plant Smith CCR

Sanitas™ v.10.0.15 Software licensed to . UG

Hollow symbols indicate censored values.

Time Series

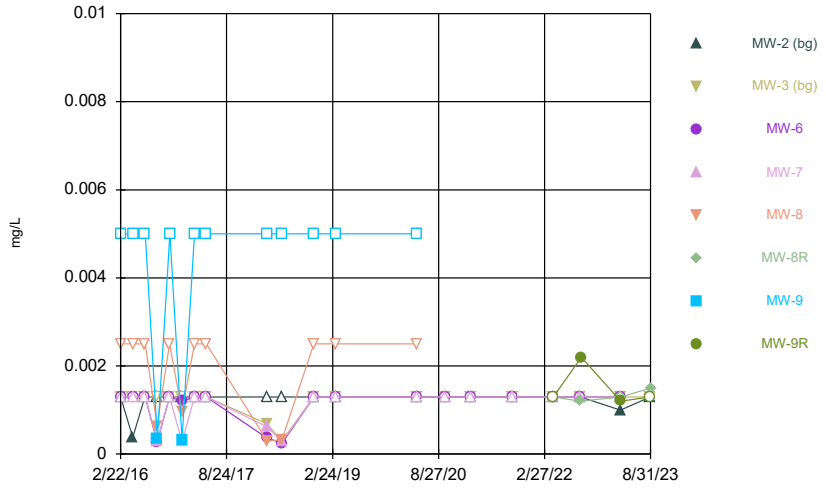

Constituent: Selenium Analysis Run 12/15/2023 11:07 AM

Plant Smith Client: FPL Data: Plant Smith CCR

Sanitas™ v.10.0.15 Software licensed to . UG
Hollow symbols indicate censored values.

Time Series

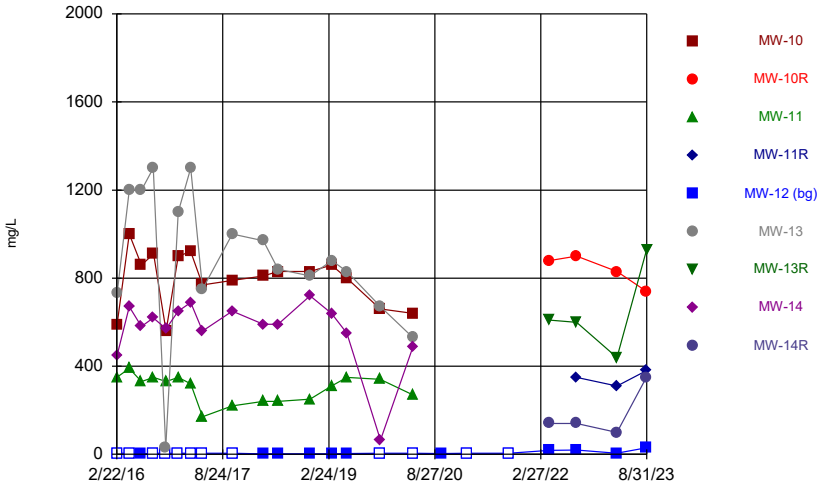

Constituent: Sulfate as SO4 Analysis Run 12/15/2023 11:07 AM
Plant Smith Client: FPL Data: Plant Smith CCR

Sanitas™ v.10.0.15 Software licensed to . UG
Hollow symbols indicate censored values.

Time Series

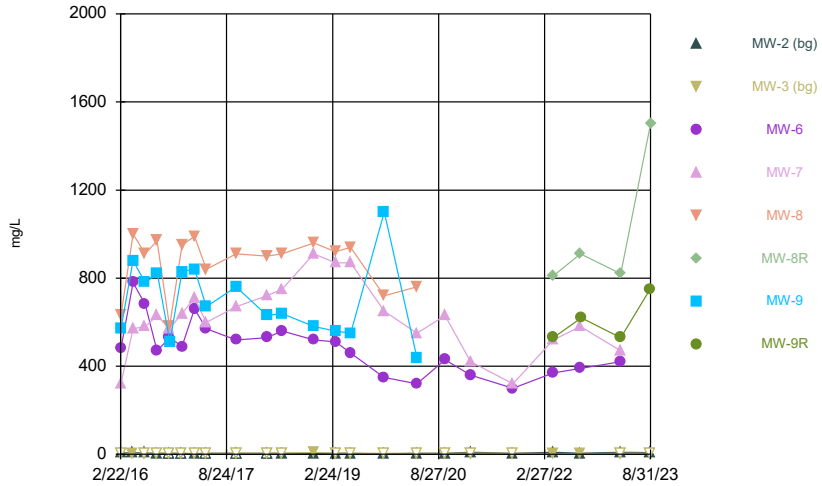

Constituent: Sulfate as SO4 Analysis Run 12/15/2023 11:07 AM
Plant Smith Client: FPL Data: Plant Smith CCR

Sanitas™ v.10.0.15 Software licensed to . UG
Hollow symbols indicate censored values.

Time Series

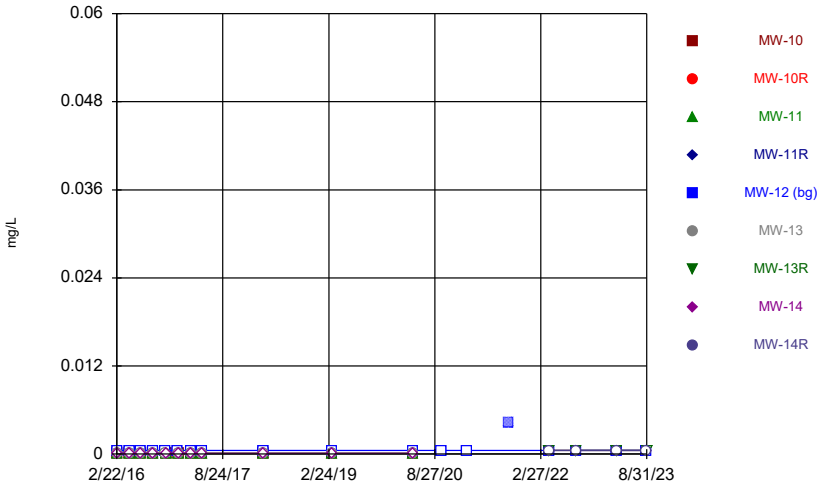

Constituent: Thallium Analysis Run 12/15/2023 11:07 AM
Plant Smith Client: FPL Data: Plant Smith CCR

Sanitas™ v.10.0.15 Software licensed to . UG
Hollow symbols indicate censored values.

Time Series

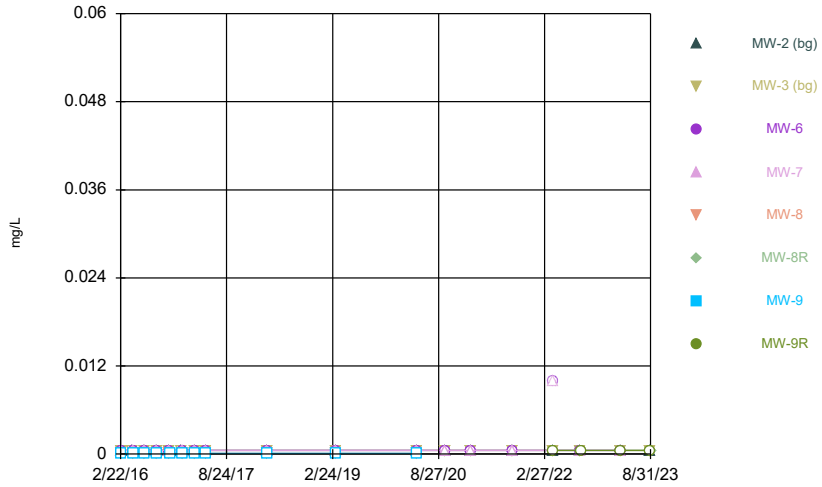

Constituent: Thallium Analysis Run 12/15/2023 11:07 AM
Plant Smith Client: FPL Data: Plant Smith CCR

Sanitas™ v.10.0.15 Software licensed to . UG

Time Series

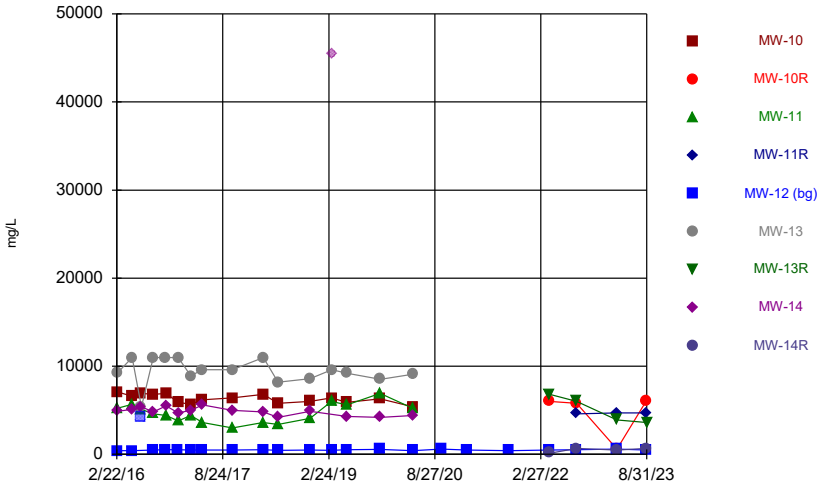

Constituent: Total Dissolved Solids [TDS] Analysis Run 12/15/2023 11:07 AM

Plant Smith Client: FPL Data: Plant Smith CCR

Sanitas™ v.10.0.15 Software licensed to . UG

Time Series

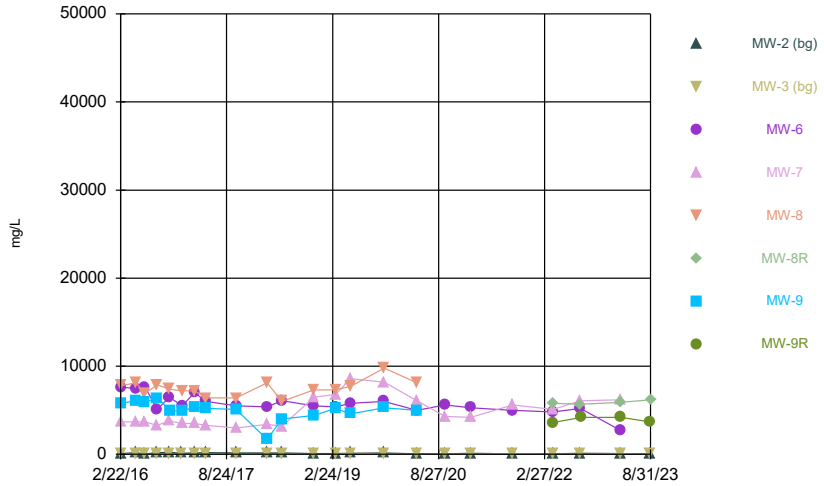

Constituent: Total Dissolved Solids [TDS] Analysis Run 12/15/2023 11:07 AM

Plant Smith Client: FPL Data: Plant Smith CCR

Time Series

Constituent: Antimony (mg/L) Analysis Run 12/15/2023 11:11 AM

Plant Smith Client: FPL Data: Plant Smith CCR

	MW-10	MW-10R	MW-11	MW-11R	MW-12 (bg)	MW-13	MW-13R	MW-14	MW-14R
2/22/2016			<0.0005		<0.0025				
2/23/2016	<0.0005					<0.0005		<0.0005	
4/26/2016	<0.0005		<0.0005		<0.0025				
4/27/2016						<0.0005		<0.0005	
6/27/2016					<0.0025				
6/28/2016	<0.0005		0.0018 (J)			<0.0005		<0.0005	
8/29/2016					<0.0025	<0.0005		<0.0005	
8/30/2016	<0.0005		0.0016 (J)						
11/1/2016					<0.0025				
11/2/2016						<0.0005			
11/3/2016	<0.0005		0.0015 (J)					<0.0005	
1/4/2017					<0.0025				
1/5/2017	<0.0005		0.0013 (J)			<0.0005		<0.0005	
3/10/2017					<0.0025				
3/11/2017	<0.0005		<0.0005 (*)			<0.0005		<0.0005	
5/11/2017					<0.0025				
5/12/2017	<0.0005		<0.0005			<0.0005		<0.0005	
3/20/2018					<0.0025				
3/21/2018			<0.0005						
3/22/2018	<0.0005					<0.0005		<0.0005	
3/11/2019	<0.0005		<0.0005		<0.0025			<0.0005	
3/12/2019						<0.0005			
5/5/2020					<0.0025				
5/6/2020	<0.0005		<0.0005						
5/7/2020						<0.0005		<0.0005	
9/29/2020					<0.0025				
2/9/2021					<0.0025				
9/16/2021					<0.0025				
4/14/2022		<0.0025			<0.0025				
4/15/2022							<0.0025		<0.0025
9/1/2022					<0.0025				
9/2/2022		<0.0025		<0.0025			<0.0025		<0.0025
3/28/2023					<0.0025				
3/29/2023				<0.0025			<0.0025		<0.0025
3/30/2023		<0.0025							
8/28/2023					<0.0025				
8/29/2023		<0.0025		<0.0025					<0.0025
8/31/2023							<0.0025		

ND substitution: RL or RL/2 if <15% NDs.

Time Series

Constituent: Antimony (mg/L) Analysis Run 12/15/2023 11:11 AM

Plant Smith Client: FPL Data: Plant Smith CCR

	MW-2 (bg)	MW-3 (bg)	MW-6	MW-7	MW-8	MW-8R	MW-9	MW-9R
2/22/2016	<0.0025	<0.0025						
2/23/2016			<0.0025	<0.0025	<0.005		<0.0005	
4/25/2016	<0.0025	<0.0025						
4/26/2016			<0.0025	<0.0025				
4/27/2016					<0.005		<0.0005	
6/27/2016	<0.0025	<0.0025						
6/28/2016			<0.0025	<0.0025	<0.005		<0.0005	
8/29/2016	<0.0025	<0.0025	<0.0025	<0.0025	<0.005			
8/30/2016							<0.0005	
11/1/2016	<0.0025	<0.0025						
11/2/2016			<0.0025	<0.0025	<0.005			
11/3/2016							<0.0005	
1/4/2017	<0.0025	<0.0025						
1/5/2017			<0.0025	<0.0025	<0.005		<0.0005	
3/10/2017	<0.0025	<0.0025						
3/11/2017			<0.0025	<0.0025	<0.005		<0.0005	
5/11/2017	<0.0025	<0.0025	<0.0025					
5/12/2017				<0.0025	<0.005		<0.0005	
3/20/2018		<0.0025						
3/21/2018	<0.0025		<0.0025	<0.0025				
3/22/2018					<0.005			
3/23/2018							<0.0005	
3/11/2019	<0.0025	<0.0025			<0.005		<0.0005	
3/12/2019			<0.0025	<0.0025				
5/5/2020	<0.0025	<0.0025						
5/6/2020			<0.0025	<0.0025			<0.0005	
5/7/2020					<0.005			
9/29/2020	<0.0025	<0.0025						
9/30/2020			<0.0025	<0.0025				
2/9/2021	<0.0025	<0.0025	<0.0025	<0.0025				
9/16/2021	<0.0025	<0.0025						
9/17/2021			<0.0025	<0.0025				
4/14/2022	<0.0025	<0.0025	<0.0025	<0.0025		<0.0025		<0.0025
9/1/2022	<0.0025	<0.0025						
9/2/2022			<0.0025	<0.0025		<0.0025		
9/6/2022								<0.0025
3/28/2023	<0.0025	<0.0025						
3/29/2023			<0.0025	<0.0025		<0.0025		
3/30/2023								<0.0025
8/28/2023	<0.0025	<0.0025						
8/29/2023								<0.0025
8/31/2023						<0.0025		

ND substitution: RL or RL/2 if <15% NDs.

Time Series

Constituent: Arsenic (mg/L) Analysis Run 12/15/2023 11:11 AM

Plant Smith Client: FPL Data: Plant Smith CCR

	MW-10	MW-10R	MW-11	MW-11R	MW-12 (bg)	MW-13	MW-13R	MW-14	MW-14R
2/22/2016			0.025		<0.0013				
2/23/2016	0.0021 (J)					0.0036 (J)		0.0017 (J)	
4/26/2016	<0.0025		0.024		<0.0013				
4/27/2016						<0.0025		0.0023 (J)	
6/27/2016					<0.0013				
6/28/2016	0.0025		0.029			0.00051 (J)		0.0027	
8/29/2016					<0.0013	0.00047 (J)		0.0025	
8/30/2016	0.0021		0.026						
11/1/2016					<0.0013				
11/2/2016						0.002			
11/3/2016	0.0023		0.028					0.0031	
1/4/2017					<0.0013				
1/5/2017	0.0034		0.029			0.00066 (J)		0.0034	
3/10/2017					<0.0013				
3/11/2017	0.0042		0.033			<0.0025 (*)		0.0045	
5/11/2017					<0.0013				
5/12/2017	0.0032		0.028			0.0006 (J)		0.0041	
3/20/2018					<0.0013				
3/21/2018			0.016						
3/22/2018	0.0034					0.0014		0.0041	
6/6/2018					<0.0013				
6/7/2018	0.0027		0.018			0.0016		0.0051	
11/19/2018					<0.0013	0.0016		0.0058	
11/20/2018	0.0033		0.015						
3/11/2019	0.0026		0.011		<0.0013			0.0049	
3/12/2019						0.0011 (J)			
5/28/2019					<0.0013				
5/29/2019			0.014			0.001 (J)			
5/30/2019	0.0016							0.0055	
11/18/2019	0.0042		0.012		<0.0013				
11/19/2019						0.0071		0.0086	
5/5/2020					<0.0013				
5/6/2020	<0.0025		0.011						
5/7/2020						<0.0025		0.0019 (J)	
9/29/2020					<0.0013				
2/9/2021					<0.0013				
9/16/2021					0.00064 (I)				
4/14/2022		<0.0013			<0.0013				
4/15/2022							0.002		<0.0013
9/1/2022					<0.0013				
9/2/2022		<0.0013		0.0029			0.0051		<0.0013
3/28/2023					<0.0013				
3/29/2023				0.0034			0.0095		<0.0013
3/30/2023		<0.0013							
8/28/2023					<0.0013				
8/29/2023		<0.0013		0.0041					<0.0013
8/31/2023							0.011		

ND substitution: RL or RL/2 if <15% NDs.

Time Series

Constituent: Arsenic (mg/L) Analysis Run 12/15/2023 11:11 AM

Plant Smith Client: FPL Data: Plant Smith CCR

	MW-2 (bg)	MW-3 (bg)	MW-6	MW-7	MW-8	MW-8R	MW-9	MW-9R
2/22/2016	<0.0013	<0.0013						
2/23/2016			<0.0013	<0.0013	<0.0013		0.0024 (J)	
4/25/2016	<0.0013	<0.0013						
4/26/2016			<0.0013	<0.0013				
4/27/2016					<0.0013		0.0032 (J)	
6/27/2016	<0.0013	<0.0013						
6/28/2016			0.0014	0.0014	0.0014		0.0026	
8/29/2016	<0.0013	<0.0013	0.00095 (J)	0.001 (J)	0.0013			
8/30/2016							0.002	
11/1/2016	<0.0013	<0.0013						
11/2/2016			0.0012 (J)	0.0022	0.0017			
11/3/2016							0.0034	
1/4/2017	<0.0013	0.00085 (J)						
1/5/2017			0.0017	0.0023	0.0013		0.0028	
3/10/2017	<0.0013 (*)	<0.0013						
3/11/2017			<0.0013 (*)	<0.0013 (*)	<0.0013 (*)		<0.005 (*)	
5/11/2017	<0.0013	<0.0013	0.0009 (J)					
5/12/2017				0.0015	0.0013		0.0018	
3/20/2018		<0.0013						
3/21/2018	<0.0013		0.00048 (J)	0.0014				
3/22/2018					0.00097 (J)			
3/23/2018							0.0022	
6/6/2018	<0.0013	<0.0013						
6/7/2018					0.002		0.003	
6/8/2018			0.0009 (J)	0.0022				
11/19/2018	<0.0013	<0.0013	0.00075 (J)	0.0018	0.0015			
11/20/2018							0.0037	
3/11/2019	<0.0013	<0.0013			0.0017		0.0046	
3/12/2019			0.00079 (J)	0.0012 (J)				
5/28/2019	<0.0013	<0.0013						
5/29/2019			<0.0013	0.00099 (J)				
5/30/2019					0.0015		0.0038	
11/18/2019	<0.0013	<0.0013	0.0031					
11/19/2019				0.0051	0.0058		0.005	
5/5/2020	<0.0013	<0.0013						
5/6/2020			0.0034	<0.0013			<0.005	
5/7/2020					0.0034			
9/29/2020	<0.0013	<0.0013						
9/30/2020			0.00096	0.0015				
2/9/2021	<0.0013	<0.0013	0.0021	0.0025				
9/16/2021	0.0014	<0.0013						
9/17/2021			0.0027	0.004				
4/14/2022	<0.0013	<0.0013	<0.0013	<0.0013		<0.0013		0.0013
9/1/2022	<0.0013	<0.0013						
9/2/2022			<0.0013	<0.0013		0.002		
9/6/2022								0.0049
3/28/2023	<0.0013	<0.0013						
3/29/2023			<0.0013	0.0016		0.004		
3/30/2023								0.0077
8/28/2023	<0.0013	<0.0013						
8/29/2023								0.0073
8/31/2023						0.0038		

ND substitution: RL or RL/2 if <15% NDs.

Time Series

Constituent: Barium (mg/L) Analysis Run 12/15/2023 11:11 AM

Plant Smith Client: FPL Data: Plant Smith CCR

	MW-10	MW-10R	MW-11	MW-11R	MW-12 (bg)	MW-13	MW-13R	MW-14	MW-14R
2/22/2016			<0.11 (*)		<0.016 (*)				
2/23/2016	0.11					0.18		<0.058 (*)	
4/26/2016	0.12		0.14		0.017				
4/27/2016						0.15		0.055	
6/27/2016					0.014				
6/28/2016	0.11		0.12			0.12		0.05	
8/29/2016					0.013	0.12		0.051	
8/30/2016	0.11		0.12						
11/1/2016					0.016				
11/2/2016						0.13			
11/3/2016	0.12		0.13					0.057	
1/4/2017					0.015				
1/5/2017	0.12		0.12			0.13		0.06	
3/10/2017					0.015				
3/11/2017	0.13		0.12			0.12		0.065	
5/11/2017					0.013				
5/12/2017	0.12		0.087			0.12		0.059	
3/20/2018					0.013				
3/21/2018			0.081						
3/22/2018	0.1					0.098		0.051	
6/6/2018					0.012				
6/7/2018	0.1		0.078			0.089		0.051	
11/19/2018					0.014	0.079		0.057	
11/20/2018	0.095		0.11						
3/11/2019	0.097		0.16		0.011			0.057	
3/12/2019						0.081			
5/28/2019					0.013				
5/29/2019			0.17			0.077			
5/30/2019	0.096							0.051	
11/18/2019	0.097		0.17		0.013				
11/19/2019						0.08		0.048	
5/5/2020					0.012				
5/6/2020	0.11		0.15						
5/7/2020						0.083		0.062	
9/29/2020					0.014				
2/9/2021					0.011				
9/16/2021					0.012 (V)				
4/14/2022		0.12			0.012				
4/15/2022							0.063 (J)		0.015
9/1/2022					0.012				
9/2/2022		0.091		0.4			0.053		0.016
3/28/2023					0.011				
3/29/2023				0.1			0.039		0.011
3/30/2023		0.092							
8/28/2023					0.014				
8/29/2023		0.085		0.12					0.017
8/31/2023							0.038		

ND substitution: RL or RL/2 if <15% NDs.

Time Series

Constituent: Barium (mg/L) Analysis Run 12/15/2023 11:11 AM

Plant Smith Client: FPL Data: Plant Smith CCR

	MW-2 (bg)	MW-3 (bg)	MW-6	MW-7	MW-8	MW-8R	MW-9	MW-9R
2/22/2016	<0.028 (*)	<0.016 (*)						
2/23/2016			<0.072 (*)	<0.056 (*)	<0.067 (*)		<0.077 (*)	
4/25/2016	0.035	0.021						
4/26/2016			0.076	0.059				
4/27/2016					0.086		0.094	
6/27/2016	0.026	0.016						
6/28/2016			0.066	0.055	0.066		0.083	
8/29/2016	0.027	0.016	0.073	0.059	0.065			
8/30/2016							0.076	
11/1/2016	0.023	0.018						
11/2/2016			0.076	0.069	0.072			
11/3/2016							0.12	
1/4/2017	0.019	0.017						
1/5/2017			0.072	0.067	0.068		0.1	
3/10/2017	0.025	0.022						
3/11/2017			0.07	0.071	0.071		0.11	
5/11/2017	0.021	0.017	0.067					
5/12/2017				0.065	0.063		0.1	
3/20/2018		0.018						
3/21/2018	0.021		0.06	0.061				
3/22/2018					0.064			
3/23/2018							0.093	
6/6/2018	0.017	0.018						
6/7/2018					0.062		0.089	
6/8/2018			0.058	0.06				
11/19/2018	0.013	0.019	0.062	0.14	0.058			
11/20/2018							0.077	
3/11/2019	0.011	0.018			0.058		0.087	
3/12/2019			0.06	0.15				
5/28/2019	0.016	0.021						
5/29/2019			0.065	0.16				
5/30/2019					0.06		0.08	
11/18/2019	0.018	0.021	0.06					
11/19/2019				0.12	0.06		0.081	
5/5/2020	0.013	0.024						
5/6/2020			0.068	0.12			0.093	
5/7/2020					0.07			
9/29/2020	0.014	0.023						
9/30/2020			0.064	0.093				
2/9/2021	0.015	0.023	0.065	0.085				
9/16/2021	0.015	0.025						
9/17/2021			0.071	0.12				
4/14/2022	0.015	0.024	0.085	0.12		<0.25		0.11
9/1/2022	0.014	0.024						
9/2/2022			0.065	0.12		0.054		
9/6/2022								0.085
3/28/2023	0.016	0.025						
3/29/2023			0.065	0.11		0.052		
3/30/2023								0.07
8/28/2023	0.015	0.025						
8/29/2023								0.076
8/31/2023						0.048		

ND substitution: RL or RL/2 if <15% NDs.

Time Series

Constituent: Beryllium (mg/L) Analysis Run 12/15/2023 11:11 AM

Plant Smith Client: FPL Data: Plant Smith CCR

	MW-10	MW-10R	MW-11	MW-11R	MW-12 (bg)	MW-13	MW-13R	MW-14	MW-14R
2/22/2016			0.00078 (J)		<0.0025				
2/23/2016	0.00033 (J)					<0.005		<0.0005	
4/26/2016	<0.0025		<0.0025		<0.0025				
4/27/2016						<0.005		<0.0005	
6/27/2016					<0.0025				
6/28/2016	0.00057 (J)		<0.0025			<0.005		<0.0005	
8/29/2016					<0.0025	<0.005		<0.0005	
8/30/2016	0.00061 (J)		<0.0025						
11/1/2016					<0.0025				
11/2/2016						<0.005			
11/3/2016	0.0004 (J)		<0.0025					<0.0005	
1/4/2017					<0.0025				
1/5/2017	0.00055 (J)		<0.0025			<0.005		<0.0005	
3/10/2017					<0.0025				
3/11/2017	0.00054 (J)		0.0011 (J)			<0.005		<0.0005	
5/11/2017					<0.0025				
5/12/2017	0.00037 (J)		<0.0025			<0.005		<0.0005	
3/20/2018					<0.0025				
3/21/2018			0.0025						
3/22/2018	0.00039 (J)					<0.005		<0.0005	
6/6/2018					<0.0025				
6/7/2018	0.00044 (J)		0.00092 (J)			<0.005		<0.0005	
11/19/2018					<0.0025	<0.005		<0.0005	
11/20/2018	0.0004 (J)		0.0011 (J)						
3/11/2019	<0.0025		0.0013 (J)		<0.0025			<0.0005	
3/12/2019						<0.005			
11/18/2019	0.00018 (J)		0.00031 (J)		<0.0025				
11/19/2019						<0.005		<0.0005	
5/5/2020					4.3E-05 (J)				
5/6/2020	0.00063		5.2E-05 (J)						
5/7/2020						<0.005		<0.0005	
9/29/2020					<0.0025				
2/9/2021					<0.0025				
9/16/2021					<0.0025				
4/14/2022		<0.0025			<0.0025				
4/15/2022							<0.0025		<0.0025
9/1/2022					<0.0025				
9/2/2022		<0.0025		<0.0025			<0.0025		<0.0025
3/28/2023					<0.0025				
3/29/2023				0.0012 (J)			<0.0025		<0.0025
3/30/2023		<0.0025							
8/28/2023					<0.0025				
8/29/2023		<0.0025		0.0018 (J)					<0.0025
8/31/2023							<0.0025		

ND substitution: RL or RL/2 if <15% NDs.

Time Series

Constituent: Beryllium (mg/L) Analysis Run 12/15/2023 11:11 AM

Plant Smith Client: FPL Data: Plant Smith CCR

	MW-2 (bg)	MW-3 (bg)	MW-6	MW-7	MW-8	MW-8R	MW-9	MW-9R
2/22/2016		<0.0025						
2/23/2016			0.0022 (J)	<0.0025	0.0012 (J)		0.0011 (J)	
2/26/2016	<0.0025							
4/25/2016	<0.0025	<0.0025						
4/26/2016			0.0017 (J)	<0.0025				
4/27/2016					<0.013		<0.0025	
6/27/2016	<0.0025	<0.0025						
6/28/2016			0.0017 (J)	<0.0025	0.0015 (J)		0.00069 (J)	
8/29/2016	<0.0025	<0.0025	<0.0025	<0.0025	0.0013 (J)			
8/30/2016							0.0007 (J)	
11/1/2016	<0.0025	<0.0025						
11/2/2016			0.00087 (J)	<0.0025	0.0012 (J)			
11/3/2016							<0.0025	
1/4/2017	<0.0025	<0.0025						
1/5/2017			0.00039 (J)	<0.0025	0.0014 (J)		0.00039 (J)	
3/10/2017	<0.0025	<0.0025						
3/11/2017			0.0014 (J)	<0.0025	0.0014 (J)		0.00043 (J)	
5/11/2017	<0.0025	<0.0025	0.00093 (J)					
5/12/2017				<0.0025	0.0012 (J)		<0.0025	
3/20/2018		<0.0025						
3/21/2018	<0.0025		0.0014 (J)	<0.0025				
3/22/2018					0.0014 (J)			
3/23/2018							<0.0025	
6/6/2018	<0.0025	<0.0025						
6/7/2018					0.0014 (J)		<0.0025	
6/8/2018			0.0014 (J)	<0.0025				
11/19/2018	<0.0025	<0.0025	0.0016 (J)	<0.0025	0.0016 (J)			
11/20/2018							<0.0025	
3/11/2019	<0.0025	<0.0025			0.0011 (J)		<0.0025	
3/12/2019			0.0012 (J)	<0.0025				
11/18/2019	<0.0025	<0.0025	0.00098 (J)					
11/19/2019				0.00022 (J)	0.001 (J)		<0.0025	
5/5/2020	5.7E-05 (J)	0.00011 (J)						
5/6/2020			0.00049 (J)	0.0002 (J)			5.3E-05 (J)	
5/7/2020					0.0015			
9/29/2020	<0.0025	<0.0025						
9/30/2020			0.00089	<0.0025				
2/9/2021	<0.0025	<0.0025	<0.0025	<0.0025				
9/16/2021	<0.0025	<0.0025						
9/17/2021			0.0013 (I)	<0.0025				
4/14/2022	<0.0025	<0.0025	<0.0025	<0.0025		<0.0025		<0.0025
9/1/2022	<0.0025	<0.0025						
9/2/2022			0.00098 (J)	<0.0025		<0.0025		
9/6/2022								<0.0025
3/28/2023	<0.0025	<0.0025						
3/29/2023			0.0011 (J)	<0.0025		<0.0025		
3/30/2023								<0.0025
8/28/2023	<0.0025	<0.0025						
8/29/2023								<0.0025
8/31/2023						<0.0025		

ND substitution: RL or RL/2 if <15% NDs.

Time Series

Constituent: Boron, total (mg/L) Analysis Run 12/15/2023 11:11 AM

Plant Smith Client: FPL Data: Plant Smith CCR

	MW-10	MW-10R	MW-11	MW-11R	MW-12 (bg)	MW-13	MW-13R	MW-14	MW-14R
2/22/2016			4		0.14 (J)				
2/23/2016	10					17		10	
4/26/2016	10		4		0.27				
4/27/2016						19		11	
6/27/2016					0.083				
6/28/2016	9.7		3.9			16		9	
8/29/2016					<0.05 (*)	19		12	
8/30/2016	11		5.9						
11/1/2016					0.1				
11/2/2016						26			
11/3/2016	13		4					19	
1/4/2017					0.062				
1/5/2017	7.9		4.7			20		12	
3/10/2017					0.06				
3/11/2017	19		3.6			15		11	
5/11/2017					0.33				
5/12/2017	12		4.1			21		13	
10/12/2017					0.082				
10/13/2017	11		3.9			17		12	
3/20/2018					0.072				
3/21/2018			3.7						
3/22/2018	11					15		12	
6/6/2018					0.077				
6/7/2018	11		3.7			15		12	
11/19/2018					0.071	16		15	
11/20/2018	12		4.1						
3/11/2019	10		3.6		<0.05			14	
3/12/2019						14			
5/28/2019					0.024 (J)				
5/29/2019			4.1			0.28			
5/30/2019	10							14	
11/18/2019	11 (J3)		4.7 (J3)		0.075				
11/19/2019						16 (J3)		14 (J3)	
5/5/2020					0.11				
5/6/2020	10		3.8						
5/7/2020						14		<1	
9/29/2020					0.086				
2/9/2021					0.09				
9/16/2021					0.11				
4/14/2022		9.3			0.076				
4/15/2022							14		1.8
9/1/2022					0.083				
9/2/2022		9.5		3.3			15		2.6
3/28/2023					0.11				
3/29/2023				3.3			17		2
3/30/2023		15							
8/28/2023					0.13				
8/29/2023		4.6		3.9					2.9
8/31/2023							13		

ND substitution: RL or RL/2 if <15% NDs.

Time Series

Constituent: Boron, total (mg/L) Analysis Run 12/15/2023 11:11 AM

Plant Smith Client: FPL Data: Plant Smith CCR

	MW-2 (bg)	MW-3 (bg)	MW-6	MW-7	MW-8	MW-8R	MW-9	MW-9R
2/22/2016	<0.05	<0.05						
2/23/2016			8.6	2.3	16		12	
4/25/2016	0.022 (J)	<0.05						
4/26/2016			8.8	2.4				
4/27/2016					15		12	
6/27/2016	0.032 (J)	<0.05						
6/28/2016			7.8	2.6	15		9.3	
8/29/2016	<0.05 (*)	<0.05	9.8	2.6	21			
8/30/2016							16	
11/1/2016	<0.05	<0.05						
11/2/2016			10	2.8	22			
11/3/2016							16	
1/4/2017	<0.05	<0.05						
1/5/2017			8.1	2.5	13		9.2	
3/10/2017	0.032 (J)	<0.05						
3/11/2017			10	3.1	21		9.6	
5/11/2017	0.23	0.18	9.4					
5/12/2017				2.7	14		10	
10/12/2017	<0.05	<0.05	8.5	2.9				
10/13/2017					15		9.6	
3/20/2018		<0.05						
3/21/2018	<0.05		8.6	3				
3/22/2018					15			
3/23/2018							9.4	
6/6/2018	0.027 (J)	<0.05						
6/7/2018					15		9.3	
6/8/2018			8.4	3				
11/19/2018	0.045 (J)	<0.05	9.5	3.5	17			
11/20/2018							11	
3/11/2019	<0.05	<0.05			14		9.5	
3/12/2019			9.7	3				
5/28/2019	<0.05	<0.05						
5/29/2019			9	3.2				
5/30/2019					14		10	
11/18/2019	0.036 (V)	0.0094 (IV)	9 (J3)					
11/19/2019				4.3 (J3)	14 (J3)		11 (J3)	
5/5/2020	0.041	0.0073 (J)						
5/6/2020			7.7	3.6			11	
5/7/2020					15			
9/29/2020	0.04	<0.05						
9/30/2020			8.2	3.1				
2/9/2021	0.024 (I)	<0.05	7.5	3				
9/16/2021	0.045 (I)	<0.05						
9/17/2021			7.3	2.8				
4/14/2022	0.024 (J)	<0.05	7.2	2.6		18		8.3
9/1/2022	0.032 (J)	<0.05						
9/2/2022			7.6	3		19		
9/6/2022								10
3/28/2023	0.037 (J)	0.027 (J)						
3/29/2023			18	3.4		23		
3/30/2023								12
8/28/2023	0.064	<0.05						

ND substitution: RL or RL/2 if <15% NDs.

Time Series

Constituent: Boron, total (mg/L) Analysis Run 12/15/2023 11:11 AM

Plant Smith Client: FPL Data: Plant Smith CCR

	MW-2 (bg)	MW-3 (bg)	MW-6	MW-7	MW-8	MW-8R	MW-9	MW-9R
8/29/2023								10
8/31/2023						16		

Time Series

Constituent: Cadmium (mg/L) Analysis Run 12/15/2023 11:11 AM

Plant Smith Client: FPL Data: Plant Smith CCR

	MW-10	MW-10R	MW-11	MW-11R	MW-12 (bg)	MW-13	MW-13R	MW-14	MW-14R
2/22/2016			<0.0005		<0.0025				
2/23/2016	<0.0005					<0.0005		<0.0005	
4/26/2016	<0.0005		<0.0005		<0.0025				
4/27/2016						<0.0005		<0.0005	
6/27/2016					<0.0025				
6/28/2016	<0.0005		<0.0005			<0.0005		<0.0005	
8/29/2016					<0.0025	<0.0005		<0.0005	
8/30/2016	<0.0005		<0.0005						
11/1/2016					<0.0025				
11/2/2016						<0.0005			
11/3/2016	<0.0005		<0.0005					<0.0005	
1/4/2017					<0.0025				
1/5/2017	<0.0005		<0.0005			<0.0005		<0.0005	
3/10/2017					<0.0025				
3/11/2017	<0.0005		<0.0005			<0.0005		<0.0005	
5/11/2017					<0.0025				
5/12/2017	<0.0005		<0.0005			<0.0005		<0.0005	
3/20/2018					<0.0025				
3/21/2018			<0.0005						
3/22/2018	<0.0005					<0.0005		<0.0005	
3/11/2019	<0.0005		<0.0005		<0.0025			<0.0005	
3/12/2019						<0.0005			
5/5/2020					<0.0025				
5/6/2020	<0.0005		<0.0005						
5/7/2020						<0.0005		<0.0005	
9/29/2020					<0.0025				
2/9/2021					<0.0025				
9/16/2021					0.035 (O)				
4/14/2022		<0.0025			<0.0025				
4/15/2022							<0.0025		<0.0025
9/1/2022					<0.0025				
9/2/2022		<0.0025		<0.0025			<0.0025		<0.0025
3/28/2023					<0.0025				
3/29/2023				<0.0025			<0.0025		<0.0025
3/30/2023		<0.0025							
8/28/2023					<0.0025				
8/29/2023		<0.0025		<0.0025					<0.0025
8/31/2023							<0.0025		

ND substitution: RL or RL/2 if <15% NDs.

Time Series

Constituent: Cadmium (mg/L) Analysis Run 12/15/2023 11:11 AM

Plant Smith Client: FPL Data: Plant Smith CCR

	MW-2 (bg)	MW-3 (bg)	MW-6	MW-7	MW-8	MW-8R	MW-9	MW-9R
2/22/2016	<0.0025	<0.0025						
2/23/2016			<0.0025	<0.0025	<0.0005		<0.0005	
4/25/2016	<0.0025	<0.0025						
4/26/2016			<0.0025	<0.0025				
4/27/2016					<0.0005		<0.0005	
6/27/2016	<0.0025	<0.0025						
6/28/2016			<0.0025	<0.0025	<0.0005		<0.0005	
8/29/2016	<0.0025	<0.0025	<0.0025	<0.0025	<0.0005			
8/30/2016							<0.0005	
11/1/2016	<0.0025	<0.0025						
11/2/2016			<0.0025	<0.0025	<0.0005			
11/3/2016							<0.0005	
1/4/2017	<0.0025	<0.0025						
1/5/2017			<0.0025	<0.0025	<0.0005		<0.0005	
3/10/2017	<0.0025	<0.0025						
3/11/2017			<0.0025	<0.0025	<0.0005		<0.0005	
5/11/2017	<0.0025	<0.0025	<0.0025					
5/12/2017				<0.0025	<0.0005		<0.0005	
3/20/2018		<0.0025						
3/21/2018	<0.0025		<0.0025	<0.0025				
3/22/2018					<0.0005			
3/23/2018							<0.0005	
3/11/2019	<0.0025	<0.0025			<0.0005		<0.0005	
3/12/2019			<0.0025	<0.0025				
5/5/2020	<0.0025	<0.0025						
5/6/2020			<0.0025	<0.0025			<0.0005	
5/7/2020					<0.0005			
9/29/2020	<0.0025	<0.0025						
9/30/2020			<0.0025	<0.0025				
2/9/2021	<0.0025	<0.0025	<0.0025	<0.0025				
9/16/2021	<0.0025	<0.0025						
9/17/2021			<0.0025	<0.0025				
4/14/2022	<0.0025	<0.0025	<0.0025	<0.0025		<0.0025		<0.0025
9/1/2022	<0.0025	<0.0025						
9/2/2022			<0.0025	<0.0025		<0.0025		
9/6/2022								<0.0025
3/28/2023	<0.0025	<0.0025						
3/29/2023			<0.0025	<0.0025		<0.0025		
3/30/2023								<0.0025
8/28/2023	<0.0025	<0.0025						
8/29/2023								<0.0025
8/31/2023						<0.0025		

ND substitution: RL or RL/2 if <15% NDs.

Time Series

Constituent: Calcium, total (mg/L) Analysis Run 12/15/2023 11:11 AM

Plant Smith Client: FPL Data: Plant Smith CCR

	MW-10	MW-10R	MW-11	MW-11R	MW-12 (bg)	MW-13	MW-13R	MW-14	MW-14R
2/22/2016			150		23				
2/23/2016	670					900		270	
4/26/2016	600		170		33				
4/27/2016						900		250	
6/27/2016					29				
6/28/2016	570		160			870		260	
8/29/2016					28	870		270	
8/30/2016	610		160						
11/1/2016					36				
11/2/2016						860			
11/3/2016	550		140					230	
1/4/2017					36				
1/5/2017	540		150			870		270	
3/10/2017					37				
3/11/2017	610		150			920		310	
5/11/2017					31				
5/12/2017	560		110			840		300	
10/12/2017					32				
10/13/2017	520		83			810		300	
3/20/2018					34				
3/21/2018			99						
3/22/2018	510					740		250	
6/6/2018					30				
6/7/2018	500		100			670		260	
11/19/2018					38	550		290	
11/20/2018	440		120						
3/11/2019	480		200		31			270	
3/12/2019						660			
5/28/2019					37				
5/29/2019			190			640			
5/30/2019	440							230	
11/18/2019	460		220		30				
11/19/2019						660		230	
5/5/2020					31				
5/6/2020	450		160						
5/7/2020						560		290	
9/29/2020					41				
2/9/2021					26				
9/16/2021					250 (O)				
4/14/2022		670			30				
4/15/2022							470		47
9/1/2022					31				
9/2/2022		620		160			390		54
3/28/2023					23				
3/29/2023				150			230		42
3/30/2023		600							
8/28/2023					27				
8/29/2023		300		150					57
8/31/2023							200		

Time Series

Constituent: Calcium, total (mg/L) Analysis Run 12/15/2023 11:11 AM

Plant Smith Client: FPL Data: Plant Smith CCR

	MW-2 (bg)	MW-3 (bg)	MW-6	MW-7	MW-8	MW-8R	MW-9	MW-9R
2/22/2016	12	1.9						
2/23/2016			450	230	640		460	
4/25/2016	11	1.8						
4/26/2016			440	220				
4/27/2016					610		440	
6/27/2016	7.7	1.7						
6/28/2016			400	180	560		390	
8/29/2016	48	1.7	220	190	600			
8/30/2016							410	
11/1/2016	49	1.9						
11/2/2016			350	200	590			
11/3/2016							420	
1/4/2017	44	1.8						
1/5/2017			240	190	570		370	
3/10/2017	46	1.9						
3/11/2017			390	240	590		400	
5/11/2017	43	1.7	330					
5/12/2017				210	570		380	
10/12/2017	45	1.9	280	190				
10/13/2017					560		370	
3/20/2018		1.9						
3/21/2018	45		290	200				
3/22/2018					540			
3/23/2018							290	
6/6/2018	32	1.8						
6/7/2018					530		280	
6/8/2018			290	200				
11/19/2018	20	1.8	240	380	480			
11/20/2018							220	
3/11/2019	16	1.9			500		240	
3/12/2019			260	430				
5/28/2019	35	2.1						
5/29/2019			250	440				
5/30/2019					470		230	
11/18/2019	44	1.9	240					
11/19/2019				360	530		270	
5/5/2020	13	2.3						
5/6/2020			180	290			260	
5/7/2020					550			
9/29/2020	9.6	2.6						
9/30/2020			220	270				
2/9/2021	9.1	2.4	230	250				
9/16/2021	6.9	2.6						
9/17/2021			230	350				
4/14/2022	17	2.8	220	340		500		260
9/1/2022	9.7	2.9						
9/2/2022			230	360		460		
9/6/2022								240
3/28/2023	20	2.9						
3/29/2023			220	300		490		
3/30/2023								230
8/28/2023	9.2	2.7						

Time Series

Constituent: Calcium, total (mg/L) Analysis Run 12/15/2023 11:11 AM

Plant Smith Client: FPL Data: Plant Smith CCR

	MW-2 (bg)	MW-3 (bg)	MW-6	MW-7	MW-8	MW-8R	MW-9	MW-9R
8/29/2023								250
8/31/2023						450		

Time Series

Constituent: Chloride, Total (mg/L) Analysis Run 12/15/2023 11:11 AM

Plant Smith Client: FPL Data: Plant Smith CCR

	MW-10	MW-10R	MW-11	MW-11R	MW-12 (bg)	MW-13	MW-13R	MW-14	MW-14R
2/22/2016			2600		140				
2/23/2016	2800					4300		2200	
4/26/2016	3300		3000		190				
4/27/2016						4200		2700	
6/27/2016					170				
6/28/2016	3200		2900			4300		2700	
8/29/2016					180	4100		2800	
8/30/2016	3300		2900						
11/1/2016					230				
11/2/2016						5400			
11/3/2016	3000		2900					2700	
1/4/2017					220				
1/5/2017	2900		2700			4900		2500	
3/10/2017					210				
3/11/2017	2800		2500			4700		2400	
5/11/2017					200				
5/12/2017	3000		2000			3600		2600	
10/12/2017					190				
10/13/2017	2900		1600			4800		2400	
3/20/2018					190				
3/21/2018			1900						
3/22/2018	2700					4100		2000	
6/6/2018					190				
6/7/2018	2700		2000			4300		2200	
11/19/2018					210	4500		2400	
11/20/2018	2800		2400						
3/11/2019	2700		2900		190			2200	
3/12/2019						4500			
5/28/2019					190				
5/29/2019			2900			4300			
5/30/2019	2600							2000	
11/18/2019	2400		3200		210				
11/19/2019						4600		1800	
5/5/2020					200				
5/6/2020	2500		2700						
5/7/2020						4300		1900	
9/29/2020					200				
2/9/2021					150				
9/16/2021					160				
4/14/2022		2600			180				
4/15/2022							3500		100
9/1/2022					160				
9/2/2022		2200		2400			3000		130
3/28/2023					160				
3/29/2023				2400			2100		140
3/30/2023		2500							
8/28/2023					170				
8/29/2023		2700		2700					200
8/31/2023							3000		

Time Series

Constituent: Chloride, Total (mg/L) Analysis Run 12/15/2023 11:11 AM

Plant Smith Client: FPL Data: Plant Smith CCR

	MW-2 (bg)	MW-3 (bg)	MW-6	MW-7	MW-8	MW-8R	MW-9	MW-9R
2/22/2016	15	11						
2/23/2016			3500	1500	3100		2700	
4/25/2016	18	10						
4/26/2016			4200	1600				
4/27/2016					3800		2900	
6/27/2016	17	11						
6/28/2016			4000	1600	3700		2900	
8/29/2016	16	11	3300	1600	3900			
8/30/2016							2900	
11/1/2016	11	11						
11/2/2016			3600	1700	3800			
11/3/2016							2800	
1/4/2017	11	11						
1/5/2017			2900	1400	3900		2700	
3/10/2017	14	11						
3/11/2017			3500	1500	3600		2400	
5/11/2017	11	12	3600					
5/12/2017				1600	3500		2600	
10/12/2017	12	12	3000	1400				
10/13/2017					3300		2400	
3/20/2018		11						
3/21/2018	9.3		2900	1300				
3/22/2018					3200			
3/23/2018							2300	
6/6/2018	13	11						
6/7/2018					3500		2200	
6/8/2018			2900	1400				
11/19/2018	13	19.9 (D)	3200	3300	3600			
11/20/2018							2200	
3/11/2019	12	13			3300		2200	
3/12/2019			2900	3300				
5/28/2019	13	13						
5/29/2019			2800	3400				
5/30/2019					3700		2100	
11/18/2019	12	14	3000					
11/19/2019				3400	3300		2200	
5/5/2020	13	15						
5/6/2020			2500	2600			2200	
5/7/2020					3600			
9/29/2020	14	16						
9/30/2020			2400	1900				
2/9/2021	20	15	2500	2000				
9/16/2021	11	15						
9/17/2021			2900	2400				
4/14/2022	12	16	2700	2900		3000		1800
9/1/2022	8.5	12						
9/2/2022			2300	2600		2400		
9/6/2022								1700
3/28/2023	7.7	12						
3/29/2023			2800	2700		2900		
3/30/2023								1800
8/28/2023	19	19						

Time Series

Constituent: Chloride, Total (mg/L) Analysis Run 12/15/2023 11:11 AM

Plant Smith Client: FPL Data: Plant Smith CCR

	MW-2 (bg)	MW-3 (bg)	MW-6	MW-7	MW-8	MW-8R	MW-9	MW-9R
8/29/2023								2000
8/31/2023						2800		

Time Series

Constituent: Chromium (mg/L) Analysis Run 12/15/2023 11:11 AM

Plant Smith Client: FPL Data: Plant Smith CCR

	MW-10	MW-10R	MW-11	MW-11R	MW-12 (bg)	MW-13	MW-13R	MW-14	MW-14R
2/22/2016			0.0087 (J)		0.012 (J,O)				
2/23/2016	<0.0025					<0.0025		<0.0025	
4/26/2016	<0.0025		<0.0025		<0.0025				
4/27/2016						<0.0025		<0.0025	
6/27/2016					<0.0025				
6/28/2016	<0.0025		0.0029			<0.0025		<0.0025	
8/29/2016					<0.0025	<0.0025		<0.0025	
8/30/2016	<0.0025		0.0033						
11/1/2016					<0.0025				
11/2/2016						<0.0025			
11/3/2016	<0.0025		0.003					<0.0025	
1/4/2017					<0.0025				
1/5/2017	<0.0025		<0.0025 (*)			<0.0025		<0.0025	
3/10/2017					<0.0025				
3/11/2017	0.0015 (J)		0.0046			<0.0025		0.0012 (J)	
5/11/2017					<0.0025				
5/12/2017	<0.0025		0.004			<0.0025		<0.0025	
3/20/2018					<0.0025				
3/21/2018			0.068						
3/22/2018	<0.0025					0.0024 (J)		0.0017 (J)	
6/6/2018					<0.0025				
6/7/2018	<0.0025		0.0048			<0.0025		<0.0025	
11/19/2018					<0.0025	<0.0025		<0.0025	
11/20/2018	<0.0025		0.0036						
3/11/2019	0.003		0.0033		<0.0025			<0.0025	
3/12/2019						<0.0025			
5/28/2019					<0.0025				
5/29/2019			0.0028			<0.0025			
5/30/2019	<0.0025							<0.0025	
11/18/2019	<0.0025		0.002 (I)		<0.0025				
11/19/2019						<0.0025		<0.0025	
5/5/2020					0.0005				
5/6/2020	<0.0025		<0.0025						
5/7/2020						<0.0025		<0.0025	
9/29/2020					<0.0025				
2/9/2021					0.0019 (I)				
9/16/2021					0.0032 (V)				
4/14/2022		<0.0025			<0.0025				
4/15/2022							0.098 (J)		<0.0025
9/1/2022					<0.0025				
9/2/2022		0.0022 (J)		0.0063			0.45		0.0024 (J)
3/28/2023					0.0028				
3/29/2023				0.069			0.028		0.0024 (J)
3/30/2023		0.036							
8/28/2023					<0.0025				
8/29/2023		0.008		0.14					<0.0025
8/31/2023							0.021		

ND substitution: RL or RL/2 if <15% NDs.

Time Series

Constituent: Chromium (mg/L) Analysis Run 12/15/2023 11:11 AM

Plant Smith Client: FPL Data: Plant Smith CCR

	MW-2 (bg)	MW-3 (bg)	MW-6	MW-7	MW-8	MW-8R	MW-9	MW-9R
2/22/2016	0.0066 (JV)	0.0074 (J)						
2/23/2016			<0.0025	<0.0025	<0.0025		<0.0025	
4/25/2016	0.0012 (J)	0.0033						
4/26/2016			<0.0025	<0.0025				
4/27/2016					<0.0025		<0.0025	
6/27/2016	<0.0025	0.0021 (J)						
6/28/2016			<0.0025	<0.0025	<0.0025		<0.0025	
8/29/2016	<0.0025	0.0049	<0.0025	<0.0025	<0.0025			
8/30/2016							<0.0025	
11/1/2016	0.0018 (J)	0.0026						
11/2/2016			<0.0025	<0.0025	<0.0025			
11/3/2016							<0.0025	
1/4/2017	<0.0025 (*)	<0.0025 (*)						
1/5/2017			<0.0025	<0.0025 (*)	<0.0025		<0.0025	
3/10/2017	0.0033	0.003						
3/11/2017			<0.0025	0.0025	<0.0025		<0.0025	
5/11/2017	0.0024 (J)	<0.0025	<0.0025					
5/12/2017				0.0011 (J)	<0.0025		<0.0025	
3/20/2018		0.0024 (J)						
3/21/2018	0.0032		<0.0025	0.0013 (J)				
3/22/2018					<0.0025			
3/23/2018							<0.0025	
6/6/2018	0.0029	0.0026						
6/7/2018					<0.0025		<0.0025	
6/8/2018			<0.0025	0.0012 (J)				
11/19/2018	0.0019 (J)	0.0024 (J)	<0.0025	0.0016 (J)	<0.0025			
11/20/2018							<0.0025	
3/11/2019	0.0018 (J)	0.002 (J)			<0.0025		<0.0025	
3/12/2019			<0.0025	0.0035				
5/28/2019	0.002 (J)	<0.0025						
5/29/2019			<0.0025	0.0012 (J)				
5/30/2019					<0.0025		<0.0025	
11/18/2019	0.0024 (I)	<0.0025	<0.0025					
11/19/2019				0.0016 (I)	<0.0025		<0.0025	
5/5/2020	0.0016	0.00064						
5/6/2020			<0.0025	<0.0025			<0.0025	
5/7/2020					<0.0025			
9/29/2020	<0.0025	<0.0025						
9/30/2020			<0.0025	0.0034				
2/9/2021	0.0043	0.0021 (I)	0.0013 (I)	0.0051				
9/16/2021	<0.0025	<0.0025						
9/17/2021			<0.0025	0.0067				
4/14/2022	0.0019 (J)	<0.0025	<0.05 (o)	<0.05 (o)		<0.0025		<0.0025
9/1/2022	0.0017 (J)	0.001 (J)						
9/2/2022			0.0019 (J)	0.004		0.13		
9/6/2022								0.0015 (J)
3/28/2023	0.0039	0.0024 (J)						
3/29/2023			0.0018 (J)	0.004		0.21		
3/30/2023								0.0022 (J)
8/28/2023	<0.0025	<0.0025						
8/29/2023								<0.0025
8/31/2023						0.57		

ND substitution: RL or RL/2 if <15% NDs.

Time Series

Constituent: Cobalt (mg/L) Analysis Run 12/15/2023 11:11 AM

Plant Smith Client: FPL Data: Plant Smith CCR

	MW-10	MW-10R	MW-11	MW-11R	MW-12 (bg)	MW-13	MW-13R	MW-14	MW-14R
2/22/2016			<0.0025		<0.0025				
2/23/2016	<0.0005					<0.0005		<0.0005	
4/26/2016	<0.0005		<0.0025		<0.0025				
4/27/2016						<0.0005		<0.0005	
6/27/2016					<0.0025				
6/28/2016	<0.0005		<0.0025			<0.0005		<0.0005	
8/29/2016					<0.0025	<0.0005		<0.0005	
8/30/2016	<0.0005		<0.0025						
11/1/2016					<0.0025				
11/2/2016						<0.0005			
11/3/2016	<0.0005		<0.0025					<0.0005	
1/4/2017					<0.0025				
1/5/2017	<0.0005		<0.0025			<0.0005		<0.0005	
3/10/2017					<0.0025				
3/11/2017	<0.0005		<0.0025			<0.0005		<0.0005	
5/11/2017					<0.0025				
5/12/2017	<0.0005		<0.0025			<0.0005		<0.0005	
3/20/2018					<0.0025				
3/21/2018			0.00046 (J)						
3/22/2018	<0.0005					<0.0005		<0.0005	
6/6/2018					<0.0025				
6/7/2018	<0.0005		<0.0025			<0.0005		<0.0005	
11/19/2018					<0.0025	<0.0005		<0.0005	
11/20/2018	<0.0005		<0.0025						
3/11/2019	<0.0005		<0.0025		<0.0025			<0.0005	
3/12/2019						<0.0005			
5/5/2020					<0.0025				
5/6/2020	<0.0005		0.00032 (J)						
5/7/2020						<0.0005		<0.0005	
9/29/2020					<0.0025				
2/9/2021					<0.0025				
9/16/2021					0.26 (O)				
4/14/2022		<0.0025			<0.0025				
4/15/2022							0.00056 (J)		<0.0025
9/1/2022					<0.0025				
9/2/2022		<0.0025		<0.0025			0.0035		<0.0025
3/28/2023					<0.0025				
3/29/2023				<0.0025			0.00056 (J)		<0.0025
3/30/2023		<0.0025							
8/28/2023					<0.0025				
8/29/2023		<0.0025		0.0009 (J)					<0.0025
8/31/2023							0.00066 (J)		

ND substitution: RL or RL/2 if <15% NDs.

Time Series

Constituent: Cobalt (mg/L) Analysis Run 12/15/2023 11:11 AM

Plant Smith Client: FPL Data: Plant Smith CCR

	MW-2 (bg)	MW-3 (bg)	MW-6	MW-7	MW-8	MW-8R	MW-9	MW-9R
2/22/2016	<0.0025	<0.0025						
2/23/2016			<0.0025	<0.0025	<0.005		<0.0025	
4/25/2016	<0.0025	<0.0025						
4/26/2016			<0.0025	<0.0025				
4/27/2016					<0.005		<0.0025	
6/27/2016	<0.0025	<0.0025						
6/28/2016			<0.0025	<0.0025	<0.005		<0.0025	
8/29/2016	<0.0025	<0.0025	<0.0025	<0.0025	<0.005			
8/30/2016							<0.0025	
11/1/2016	<0.0025	<0.0025						
11/2/2016			<0.0025	<0.0025	<0.005			
11/3/2016							<0.0025	
1/4/2017	<0.0025	<0.0025						
1/5/2017			<0.0025	<0.0025	<0.005		<0.0025	
3/10/2017	<0.0025	<0.0025						
3/11/2017			<0.0025	<0.0025	<0.005		<0.0025	
5/11/2017	<0.0025	<0.0025	<0.0025					
5/12/2017				<0.0025	<0.005		<0.0025	
3/20/2018		<0.0025						
3/21/2018	<0.0025		<0.0025	<0.0025				
3/22/2018					<0.005			
3/23/2018							<0.0025	
6/6/2018	<0.0025	<0.0025						
6/7/2018					<0.005		<0.0025	
6/8/2018			<0.0025	<0.0025				
11/19/2018	<0.0025	<0.0025	<0.0025	<0.0025	<0.005			
11/20/2018							<0.0025	
3/11/2019	<0.0025	<0.0025			<0.005		<0.0025	
3/12/2019			<0.0025	<0.0025				
5/5/2020	<0.0025	<0.0025						
5/6/2020			<0.0025	0.00029 (J)			0.00018 (J)	
5/7/2020					<0.005			
9/29/2020	<0.0025	<0.0025						
9/30/2020			<0.0025	<0.0025				
2/9/2021	<0.0025	<0.0025	<0.0025	<0.0025				
9/16/2021	<0.0025	<0.0025						
9/17/2021			<0.0025	<0.0025				
4/14/2022	<0.0025	<0.0025	<0.0025	<0.0025		<0.0025		<0.0025
9/1/2022	<0.0025	<0.0025						
9/2/2022			<0.0025	<0.0025		0.0007 (J)		
9/6/2022								<0.0025
3/28/2023	<0.0025	<0.0025						
3/29/2023			<0.0025	<0.0025		0.0012 (J)		
3/30/2023								<0.0025
8/28/2023	<0.0025	<0.0025						
8/29/2023								<0.0025
8/31/2023						0.0021 (J)		

ND substitution: RL or RL/2 if <15% NDs.

Time Series

Constituent: Combined Radium 226 + 228 (pCi/L) Analysis Run 12/15/2023 11:11 AM

Plant Smith Client: FPL Data: Plant Smith CCR

	MW-10	MW-10R	MW-11	MW-11R	MW-12 (bg)	MW-13	MW-13R	MW-14	MW-14R
2/22/2016			32.5		4.64				
2/23/2016	19.4					11.8		6.3	
4/26/2016	25.2		38.6		2.65				
4/27/2016						17.2		9.6	
6/27/2016					2.49				
6/28/2016	28.3		30.2			20.5		9.41	
8/29/2016					2.45	20		8.93	
8/30/2016	23.9		30.4						
11/1/2016					2.59				
11/2/2016						9.47		11.3	
11/3/2016	26.2		25.4						
1/4/2017					2.69				
1/5/2017	29.2		33			13.8		9.88	
3/10/2017					1.84				
3/11/2017	22.8		26.4			15.8		7.75	
5/11/2017					2.12				
5/12/2017	24		19			10.3		8.83	
3/20/2018					1.81				
3/21/2018			26.5						
3/22/2018	19.7					14		4.78	
6/6/2018					2.32				
6/7/2018	18.5		23.6			14.9		4.88	
11/19/2018					2.37	11.6		5.59	
11/20/2018	19.8		28.6						
3/11/2019	18.3		36.5		1.93			4.99	
3/12/2019						11.7			
5/28/2019					-0.0564 (U)				
5/29/2019			37.2			11			
5/30/2019	17.1							3.89	
11/18/2019	16.4		46.4		2.25				
11/19/2019						11.6		4.31	
5/5/2020					1.87				
5/6/2020	19.5		26.9						
5/7/2020						10.9		5.23	
9/29/2020					2.63				
2/9/2021					2.16				
9/16/2021					2.61				
4/14/2022		17.6			2.23				
4/15/2022							15.9		0.955
9/1/2022					2.61				
9/2/2022		14.9		17.3			25.3		1.7
3/28/2023					2.04				
3/29/2023				21.4			14.2		0.635
3/30/2023		9.79							
8/28/2023					2.52				
8/29/2023		14.5		24					2.21
8/31/2023							18.3		

Time Series

Constituent: Combined Radium 226 + 228 (pCi/L) Analysis Run 12/15/2023 11:11 AM

Plant Smith Client: FPL Data: Plant Smith CCR

	MW-2 (bg)	MW-3 (bg)	MW-6	MW-7	MW-8	MW-8R	MW-9	MW-9R
2/22/2016	3.71	1.96						
2/23/2016			32.3	25.8	41.1		32.5	
4/25/2016	3.7	1.71						
4/26/2016			39.3	25.4				
4/27/2016					45.3		30	
6/27/2016	3.04	1						
6/28/2016			40.9	27.5	41.3		32	
8/29/2016	3.2	1.69	18.9	26.7	38.8			
8/30/2016							27.9	
11/1/2016	1.75	1.83						
11/2/2016			32	25.4	42.3			
11/3/2016							21.5	
1/4/2017	1.79	1.75						
1/5/2017			25.1	27.4	48		29.6	
3/10/2017	1.78	1.5						
3/11/2017			28.8	24.4	36.9		22	
5/11/2017	1.14	1.34	25.5					
5/12/2017				20.7	33.5		20.2	
3/20/2018		1.82						
3/21/2018	1.32		24.5	19.3				
3/22/2018					32.4			
3/23/2018							12.8	
6/6/2018	1.32	1.19						
6/7/2018					37.5		13.9	
6/8/2018			26.9	21.6				
11/19/2018	0.763	2.18	27.4	53.5	33.6			
11/20/2018							13.2	
3/11/2019	0.777	1.24			32.9		10.2	
3/12/2019			25.9	46.3				
5/28/2019	1.16	1.13						
5/29/2019			24.7	49.7				
5/30/2019					29.6		11	
11/18/2019	1.31	1.52	24.8					
11/19/2019				42	32		12.9	
5/5/2020	0.805	1.42						
5/6/2020			21.8	33.8			10.9	
5/7/2020					36.7			
9/29/2020	1.73	1.32						
9/30/2020			26.4	29.1				
2/9/2021	1.3	1.78	22.1	26.8				
9/16/2021	2.57	1.24						
9/17/2021			27.9	35.2				
4/14/2022	1.02	1.93	24.9	37.8		25.2		6.77
9/1/2022	1.4	1.98						
9/2/2022			24.4	34.6		18.4		
9/6/2022								9.71
3/28/2023	1.24	1.71						
3/29/2023			25.5	27.1		21.1		
3/30/2023								6.55
8/28/2023	1.5	2.42						
8/29/2023								6.61
8/31/2023						20		

Time Series

Constituent: Fluoride, total (mg/L) Analysis Run 12/15/2023 11:11 AM

Plant Smith Client: FPL Data: Plant Smith CCR

	MW-10	MW-10R	MW-11	MW-11R	MW-12 (bg)	MW-13	MW-13R	MW-14	MW-14R
2/22/2016			0.04 (J)		0.09 (J)				
2/23/2016	0.06 (J)					0.11		0.068 (J)	
4/26/2016	0.04 (J)		<0.14		0.08 (J)				
4/27/2016						0.05 (J)		0.04 (J)	
6/27/2016					0.08 (J)				
6/28/2016	0.04 (J)		<0.14			0.05 (J)		0.04 (J)	
8/29/2016					0.09 (J)	0.05 (J)		0.05 (J)	
8/30/2016	0.04 (J)		<0.14						
11/1/2016					0.08 (J)				
11/2/2016						0.04 (J)			
11/3/2016	<0.14		<0.14					0.04 (J)	
1/4/2017					0.1				
1/5/2017	0.04 (J)		<0.14			0.06 (J)		0.04 (J)	
3/10/2017					0.1				
3/11/2017	<0.14		<0.14			<0.14		<0.14	
5/11/2017					0.1				
5/12/2017	<0.14		<0.14			0.06 (J)		0.05 (J)	
10/12/2017					0.12				
10/13/2017	<0.14		<0.14			0.04		0.05	
3/20/2018					0.12				
3/21/2018			0.05 (J)						
3/22/2018	<0.14					0.04 (J)		0.07 (J)	
6/6/2018					0.12				
6/7/2018	<0.14		<0.14			0.05 (J)		0.08 (J)	
11/19/2018					0.13	0.04 (J)		0.08 (J)	
11/20/2018	<0.14		<0.14						
3/11/2019	<0.14		0.05 (J)		0.12			0.11	
3/12/2019						0.24			
5/28/2019					0.13				
5/29/2019			<0.14			0.04 (J)			
5/30/2019	0.05 (J)							0.09 (J)	
11/18/2019	0.04 (I)		<0.14		0.14				
11/19/2019						0.04 (I)		0.1	
5/5/2020					0.15 (V)				
5/6/2020	0.04 (J)		<0.14						
5/7/2020						0.04 (J)		0.09 (J)	
9/29/2020					0.15				
2/9/2021					0.11				
9/16/2021					0.11				
4/14/2022		0.09 (J)			0.12				
4/15/2022							0.08 (J)		0.29
9/1/2022					<0.14				
9/2/2022		<0.14		0.43 (J)			<0.14		0.33 (J)
3/28/2023					0.11				
3/29/2023				0.26			<0.14		0.32
3/30/2023		<0.14							
8/28/2023					0.13				
8/29/2023		0.091 (J)		0.19					0.38
8/31/2023							<0.14		

ND substitution: RL or RL/2 if <15% NDs.

Time Series

Constituent: Fluoride, total (mg/L) Analysis Run 12/15/2023 11:11 AM

Plant Smith Client: FPL Data: Plant Smith CCR

	MW-2 (bg)	MW-3 (bg)	MW-6	MW-7	MW-8	MW-8R	MW-9	MW-9R
2/22/2016	0.06 (J)	0.04 (J)						
2/23/2016			0.085 (J)	0.047 (J)	<0.14		0.077 (J)	
4/25/2016	0.04 (J)	<0.14						
4/26/2016			0.05 (J)	0.04 (J)				
4/27/2016					<0.14		0.04 (J)	
6/27/2016	0.04 (J)	<0.14						
6/28/2016			0.05 (J)	<0.14	<0.14		0.04 (J)	
8/29/2016	0.16	0.04 (J)	<0.14	0.04 (J)	<0.14			
8/30/2016							0.04 (J)	
11/1/2016	0.17	<0.14						
11/2/2016			<0.14	<0.14	<0.14			
11/3/2016							0.04 (J)	
1/4/2017	0.23	<0.14						
1/5/2017			<0.14	<0.14	<0.14		0.04 (J)	
3/10/2017	0.21	<0.14						
3/11/2017			0.04 (J)	<0.14	<0.14		<0.14	
5/11/2017	0.23	<0.14	0.04 (J)					
5/12/2017				0.04 (J)	<0.14		<0.14	
10/12/2017	0.27	<0.14	0.04	<0.14				
10/13/2017					<0.14		0.04	
3/20/2018		<0.14						
3/21/2018	0.28		0.05 (J)	<0.14				
3/22/2018					<0.14			
3/23/2018							<0.14	
6/6/2018	0.19	0.04 (J)						
6/7/2018					<0.14		0.05 (J)	
6/8/2018			0.05 (J)	<0.14				
11/19/2018	0.12	0.04 (J)	0.04 (J)	<0.14	<0.14			
11/20/2018							<0.14	
3/11/2019	0.08 (J)	0.04 (J)			<0.14		0.04 (J)	
3/12/2019			0.05 (J)	<0.14				
5/28/2019	0.13	0.04 (J)						
5/29/2019			0.05 (J)	<0.14				
5/30/2019					<0.14		0.05 (J)	
11/18/2019	0.17	<0.14	0.05 (I)					
11/19/2019				<0.14	<0.14		0.04 (I)	
5/5/2020	0.09 (J)	0.05 (J)						
5/6/2020			<0.14	<0.14			0.04 (J)	
5/7/2020					<0.14			
9/29/2020	0.06	<0.14						
9/30/2020			<0.14	<0.14				
2/9/2021	0.06 (I)	<0.14	0.04 (I)	<0.14				
9/16/2021	<0.14	<0.14						
9/17/2021			<0.14	<0.14				
4/14/2022	0.14	<0.14	<0.14	<0.14		<0.14		0.08 (J)
9/1/2022	<0.14	<0.14						
9/2/2022			<0.14	<0.14		<0.14		
9/6/2022								<0.14
3/28/2023	0.13	<0.14						
3/29/2023			<0.14	<0.14		<0.14		
3/30/2023								<0.14
8/28/2023	0.088 (J)	<0.14						

ND substitution: RL or RL/2 if <15% NDs.

Time Series

Constituent: Fluoride, total (mg/L) Analysis Run 12/15/2023 11:11 AM

Plant Smith Client: FPL Data: Plant Smith CCR

	MW-2 (bg)	MW-3 (bg)	MW-6	MW-7	MW-8	MW-8R	MW-9	MW-9R
8/29/2023								<0.14
8/31/2023						<0.14		

ND substitution: RL or RL/2 if <15% NDs.

Time Series

Constituent: Lead (mg/L) Analysis Run 12/15/2023 11:11 AM

Plant Smith Client: FPL Data: Plant Smith CCR

	MW-10	MW-10R	MW-11	MW-11R	MW-12 (bg)	MW-13	MW-13R	MW-14	MW-14R
2/22/2016			<0.00025		<0.0013				
2/23/2016	<0.00025					<0.00025		<0.00025	
4/26/2016	<0.00025		<0.00025		<0.0013				
4/27/2016						<0.00025		<0.00025	
6/27/2016					<0.0013				
6/28/2016	<0.00025		<0.00025			<0.00025		<0.00025	
8/29/2016					<0.0013	<0.00025		<0.00025	
8/30/2016	<0.00025		<0.00025						
11/1/2016					<0.0013				
11/2/2016						<0.00025			
11/3/2016	<0.00025		<0.00025					<0.00025	
1/4/2017					<0.0013				
1/5/2017	<0.00025		<0.00025			<0.00025		<0.00025	
3/10/2017					<0.0013				
3/11/2017	<0.00025		<0.00025			<0.00025		<0.00025	
5/11/2017					<0.0013				
5/12/2017	<0.00025		<0.00025			<0.00025		<0.00025	
3/20/2018					<0.0013				
3/21/2018			<0.00025						
3/22/2018	<0.00025					<0.00025		<0.00025	
3/11/2019	0.0093		<0.00025		<0.0013			<0.00025	
3/12/2019						<0.00025			
5/28/2019					<0.0013				
5/29/2019			0.0013			<0.00025			
5/30/2019	<0.00025							<0.00025	
11/18/2019	<0.00025		<0.00025		<0.0013				
11/19/2019						<0.00025		<0.00025	
5/5/2020					<0.0013				
5/6/2020	<0.00025		<0.00025						
5/7/2020						<0.00025		<0.00025	
9/29/2020					<0.0013				
2/9/2021					<0.0013				
9/16/2021					<0.0013				
4/14/2022		<0.0013			<0.0013				
4/15/2022							<0.0013		<0.0013
9/1/2022					<0.0013				
9/2/2022		<0.0013		<0.0013			<0.0013		<0.0013
3/28/2023					<0.0013				
3/29/2023				<0.0013			<0.0013		<0.0013
3/30/2023		<0.0013							
8/28/2023					<0.0013				
8/29/2023		<0.0013		<0.0013					<0.0013
8/31/2023							<0.0013		

ND substitution: RL or RL/2 if <15% NDs.

Time Series

Constituent: Lead (mg/L) Analysis Run 12/15/2023 11:11 AM

Plant Smith Client: FPL Data: Plant Smith CCR

	MW-2 (bg)	MW-3 (bg)	MW-6	MW-7	MW-8	MW-8R	MW-9	MW-9R
2/22/2016	<0.0013	<0.0013						
2/23/2016			<0.0013	<0.0013	<0.00025		<0.00025	
4/25/2016	<0.0013	<0.0013						
4/26/2016			<0.0013	<0.0013				
4/27/2016					<0.00025		<0.00025	
6/27/2016	<0.0013	<0.0013						
6/28/2016			<0.0013	<0.0013	<0.00025		<0.00025	
8/29/2016	<0.0013	0.00039 (J)	<0.0013	<0.0013	<0.00025			
8/30/2016							<0.00025	
11/1/2016	<0.0013	<0.0013						
11/2/2016			<0.0013	<0.0013	<0.00025			
11/3/2016							<0.00025	
1/4/2017	<0.0013	0.00039 (J)						
1/5/2017			<0.0013	<0.0013	<0.00025		<0.00025	
3/10/2017	<0.0013	<0.0013						
3/11/2017			<0.0013	<0.0013	<0.00025		<0.00025	
5/11/2017	<0.0013	<0.0013	<0.0013					
5/12/2017				<0.0013	<0.00025		<0.00025	
3/20/2018		<0.0013						
3/21/2018	<0.0013		<0.0013	<0.0013				
3/22/2018					<0.00025			
3/23/2018							<0.00025	
3/11/2019	<0.0013	<0.0013			<0.00025		<0.00025	
3/12/2019			<0.0013	<0.0013				
5/28/2019	<0.0013	<0.0013						
5/29/2019			<0.0013	<0.0013				
5/30/2019					<0.00025		<0.00025	
11/18/2019	<0.0013	<0.0013	<0.0013					
11/19/2019				<0.0013	<0.00025		<0.00025	
5/5/2020	<0.0013	<0.0013						
5/6/2020			<0.0013	<0.0013			<0.00025	
5/7/2020					<0.00025			
9/29/2020	<0.0013	<0.0013						
9/30/2020			<0.0013	<0.0013				
2/9/2021	<0.0013	<0.0013	<0.0013	<0.0013				
9/16/2021	<0.0013	<0.0013						
9/17/2021			<0.0013	<0.0013				
4/14/2022	<0.0013	<0.0013	<0.0013	<0.0013		<0.0013		<0.0013
9/1/2022	<0.0013	<0.0013						
9/2/2022			<0.0013	<0.0013		<0.0013		
9/6/2022								<0.0013
3/28/2023	<0.0013	<0.0013						
3/29/2023			<0.0013	<0.0013		<0.0013		
3/30/2023								<0.0013
8/28/2023	<0.0013	<0.0013						
8/29/2023								<0.0013
8/31/2023						<0.0013		

ND substitution: RL or RL/2 if <15% NDs.

Time Series

Constituent: Lithium (mg/L) Analysis Run 12/15/2023 11:11 AM

Plant Smith Client: FPL Data: Plant Smith CCR

	MW-10	MW-10R	MW-11	MW-11R	MW-12 (bg)	MW-13	MW-13R	MW-14	MW-14R
2/22/2016			<0.005		<0.005				
2/23/2016	<0.005					0.17		<0.005	
4/26/2016	<0.005		<0.005		0.025				
4/27/2016						0.17		<0.005	
6/27/2016					0.0085				
6/28/2016	0.0069		<0.005			0.18		<0.005	
8/29/2016					0.01	0.19		<0.005	
8/30/2016	0.0069		<0.005						
11/1/2016					0.011				
11/2/2016						0.19			
11/3/2016	0.0067		<0.005					<0.005	
1/4/2017					0.012				
1/5/2017	0.0049 (J)		<0.005			0.21		<0.005	
3/10/2017					0.011				
3/11/2017	0.006		0.0044 (J)			0.19		<0.005	
5/11/2017					0.0098				
5/12/2017	0.0044 (J)		<0.005			0.28		<0.005	
3/20/2018					0.016				
3/21/2018			0.012						
3/22/2018	0.0065					0.25		0.0013 (J)	
6/6/2018					0.011				
6/7/2018	0.0054		0.0038 (J)			0.2		<0.005	
11/19/2018					0.011	0.26		<0.005	
11/20/2018	0.0048 (J)		0.011						
3/11/2019	0.0051		0.0058		0.014			0.002 (J)	
3/12/2019						0.19			
5/28/2019					0.013				
5/29/2019			0.0021 (J)			0.18			
5/30/2019	0.0051							0.0026 (J)	
11/18/2019	<0.005		<0.005		0.015				
11/19/2019						0.16		<0.005	
5/5/2020					0.014				
5/6/2020	0.0071		<0.005						
5/7/2020						0.15		0.0037	
9/29/2020					0.017				
2/9/2021					0.012				
9/16/2021					0.17 (O)				
4/14/2022		<0.005			0.011				
4/15/2022							<0.005		0.15
9/1/2022					0.012				
9/2/2022		0.0064		0.018			0.008		0.18
3/28/2023					0.012				
3/29/2023				0.076			<0.005		0.15
3/30/2023		<0.005							
8/28/2023					0.015				
8/29/2023		0.012		0.037					0.19
8/31/2023							<0.005		

ND substitution: RL or RL/2 if <15% NDs.

Time Series

Constituent: Lithium (mg/L) Analysis Run 12/15/2023 11:11 AM

Plant Smith Client: FPL Data: Plant Smith CCR

	MW-2 (bg)	MW-3 (bg)	MW-6	MW-7	MW-8	MW-8R	MW-9	MW-9R
2/22/2016	<0.005	<0.005						
2/23/2016			0.029	<0.005	<0.005		0.016	
4/25/2016	<0.005	0.013						
4/26/2016			0.019 (J)	<0.005				
4/27/2016					<0.005		<0.005	
6/27/2016	<0.005	0.01						
6/28/2016			0.02	<0.005	0.0089		0.0072	
8/29/2016	<0.005	0.013	<0.005	<0.005	0.008			
8/30/2016							0.0071	
11/1/2016	0.0087	0.013						
11/2/2016			0.013	<0.005	0.0078			
11/3/2016							0.0055	
1/4/2017	0.0079	0.012						
1/5/2017			0.0047 (J)	<0.005	0.0081		0.0049 (J)	
3/10/2017	0.0049 (J)	0.013						
3/11/2017			0.018	<0.005	0.007		0.0067	
5/11/2017	0.0073	0.0096	0.011					
5/12/2017				<0.005	0.0067		0.0048 (J)	
3/20/2018		0.016						
3/21/2018	0.012		0.019	0.0023 (J)				
3/22/2018					0.011			
3/23/2018							0.0056	
6/6/2018	0.0051	0.011						
6/7/2018					0.0076		0.0026 (J)	
6/8/2018			0.014	0.0018 (J)				
11/19/2018	0.0028 (J)	0.011	0.024	0.0047 (J)	0.015			
11/20/2018							0.0013 (J)	
3/11/2019	0.0024 (J)	0.013			0.0075		0.0023 (J)	
3/12/2019			0.017	0.002 (J)				
5/28/2019	0.0012 (J)	0.011						
5/29/2019			0.012	0.002 (J)				
5/30/2019					0.0089		0.0028 (J)	
11/18/2019	0.0032	0.011	0.028 (I)					
11/19/2019				<0.005	<0.005		<0.005	
5/5/2020	0.0019	0.013						
5/6/2020			0.0085	0.0019			0.0034	
5/7/2020					0.011			
9/29/2020	<0.005	0.011						
9/30/2020			0.01	<0.005				
2/9/2021	<0.005	0.0082	0.015 (I)	<0.005				
9/16/2021	<0.005	0.014						
9/17/2021			0.012	<0.005				
4/14/2022	<0.005	0.01	<0.1 (o)	<0.1 (o)		<0.005		<0.005
9/1/2022	<0.005	0.01						
9/2/2022			0.017	<0.005		0.0054		
9/6/2022								0.006
3/28/2023	<0.005	0.01						
3/29/2023			0.013	<0.005		<0.005		
3/30/2023								<0.005
8/28/2023	<0.005	0.011						
8/29/2023								0.005
8/31/2023						0.0052		

ND substitution: RL or RL/2 if <15% NDs.

Time Series

Constituent: Mercury (mg/L) Analysis Run 12/15/2023 11:11 AM

Plant Smith Client: FPL Data: Plant Smith CCR

	MW-10	MW-10R	MW-11	MW-11R	MW-12 (bg)	MW-13	MW-13R	MW-14	MW-14R
2/22/2016			<0.0002		<0.0002				
2/23/2016	8.9E-05 (J)					<0.0002 (*)		<0.0002	
4/26/2016	<0.0002		<0.0002		<0.0002				
4/27/2016						<0.0002		<0.0002	
6/27/2016					<0.0002				
6/28/2016	<0.0002		<0.0002			<0.0002		<0.0002	
8/29/2016					<0.0002	<0.0002		<0.0002	
8/30/2016	<0.0002		<0.0002						
11/1/2016					<0.0002				
11/2/2016						<0.0002			
11/3/2016	<0.0002		<0.0002					<0.0002	
1/4/2017					<0.0002				
1/5/2017	<0.0002		<0.0002			<0.0002		<0.0002	
3/10/2017					<0.0002				
3/11/2017	<0.0002		<0.0002			<0.0002		<0.0002	
5/11/2017					<0.0002				
5/12/2017	<0.0002		<0.0002			<0.0002		<0.0002	
3/20/2018					<0.0002				
3/21/2018			<0.0002						
3/22/2018	<0.0002					<0.0002		<0.0002	
3/11/2019	<0.0002		<0.0002		<0.0002			<0.0002	
3/12/2019						<0.0002			
5/5/2020					<0.0002				
5/6/2020	<0.0002		<0.0002						
5/7/2020						<0.0002		<0.0002	
9/29/2020					<0.0002				
2/9/2021					<0.0002				
9/16/2021					<0.0002				
4/14/2022		<0.0002			<0.0002				
4/15/2022							<0.0002		<0.0002
9/1/2022					<0.0002				
9/2/2022		<0.0002		<0.0002			<0.0002		<0.0002
3/28/2023					<0.0002				
3/29/2023				<0.0002			<0.0002		<0.0002
3/30/2023		<0.0002							
8/28/2023					<0.0002				
8/29/2023		<0.0002		<0.0002					<0.0002
8/31/2023							<0.0002		

ND substitution: RL or RL/2 if <15% NDs.

Time Series

Constituent: Mercury (mg/L) Analysis Run 12/15/2023 11:11 AM

Plant Smith Client: FPL Data: Plant Smith CCR

	MW-2 (bg)	MW-3 (bg)	MW-6	MW-7	MW-8	MW-8R	MW-9	MW-9R
2/22/2016	<0.0002	<0.0002						
2/23/2016			<0.0002 (*)	<0.0002	<0.0002 (*)		<0.0002 (*)	
4/25/2016	<0.0002	<0.0002						
4/26/2016			<0.0002	<0.0002				
4/27/2016					<0.0002		<0.0002	
6/27/2016	<0.0002	7.1E-05 (J)						
6/28/2016			<0.0002	<0.0002	<0.0002		<0.0002	
8/29/2016	<0.0002	<0.0002	<0.0002	<0.0002	<0.0002			
8/30/2016							<0.0002	
11/1/2016	<0.0002	<0.0002						
11/2/2016			<0.0002	<0.0002	<0.0002			
11/3/2016							<0.0002	
1/4/2017	<0.0002	<0.0002						
1/5/2017			<0.0002	<0.0002	<0.0002		<0.0002	
3/10/2017	<0.0002	<0.0002						
3/11/2017			<0.0002	<0.0002	<0.0002		<0.0002	
5/11/2017	<0.0002	<0.0002	<0.0002					
5/12/2017				<0.0002	<0.0002		<0.0002	
3/20/2018		<0.0002						
3/21/2018	<0.0002		<0.0002	<0.0002				
3/22/2018					<0.0002			
3/23/2018							<0.0002	
3/11/2019	<0.0002	<0.0002			<0.0002		<0.0002	
3/12/2019			<0.0002	<0.0002				
5/5/2020	<0.0002	<0.0002						
5/6/2020			<0.0002	<0.0002			<0.0002	
5/7/2020					<0.0002			
9/29/2020	<0.0002	<0.0002						
9/30/2020			<0.0002	<0.0002				
2/9/2021	<0.0002	<0.0002	<0.0002	<0.0002				
9/16/2021	<0.0002	<0.0002						
9/17/2021			<0.0002	<0.0002				
4/14/2022	<0.0002	<0.0002	<0.0002	<0.0002		<0.0002		<0.0002
9/1/2022	<0.0002	<0.0002						
9/2/2022			<0.0002	<0.0002		<0.0002		
9/6/2022								<0.0002
3/28/2023	<0.0002	<0.0002						
3/29/2023			<0.0002	<0.0002		<0.0002		
3/30/2023								<0.0002
8/28/2023	<0.0002	<0.0002						
8/29/2023								<0.0002
8/31/2023						<0.0002		

ND substitution: RL or RL/2 if <15% NDs.

Time Series

Constituent: Molybdenum (mg/L) Analysis Run 12/15/2023 11:11 AM

Plant Smith Client: FPL Data: Plant Smith CCR

	MW-10	MW-10R	MW-11	MW-11R	MW-12 (bg)	MW-13	MW-13R	MW-14	MW-14R
2/22/2016			0.0089 (J)		<0.015				
2/23/2016	0.0031 (J)					0.03 (J)		0.0083 (J)	
4/26/2016	<0.003		0.0098 (J)		<0.015				
4/27/2016						0.028 (J)		0.019 (J)	
6/27/2016					<0.015				
6/28/2016	0.0027 (J)		0.0098 (J)			0.0058 (J)		0.017	
8/29/2016					<0.015	0.029		0.015	
8/30/2016	0.0027 (J)		0.012 (J)						
11/1/2016					<0.015				
11/2/2016						0.0066 (J)			
11/3/2016	0.00097 (J)		0.013 (J)					0.014 (J)	
1/4/2017					<0.015				
1/5/2017	0.0041 (J)		0.017			0.0094 (J)		0.018	
3/10/2017					<0.015				
3/11/2017	<0.003 (*)		<0.016 (*)			0.028		0.016	
5/11/2017					<0.015				
5/12/2017	<0.003 (*)		0.018			<0.015 (*)		0.015	
3/20/2018					<0.015				
3/21/2018			0.017						
3/22/2018	0.0018 (J)					0.033		0.017	
6/6/2018					<0.015				
6/7/2018	0.001 (J)		0.013 (J)			0.042		0.016	
11/19/2018					<0.015	0.02		0.013 (J)	
11/20/2018	0.0028 (J)		0.0069 (J)						
3/11/2019	<0.003		0.0082 (J)		<0.015			0.017	
3/12/2019						0.017			
5/28/2019					<0.015				
5/29/2019			0.0086 (J)			0.01 (J)			
5/30/2019	<0.003							0.017	
11/18/2019	<0.003		0.022		<0.015				
11/19/2019						0.019		0.022	
5/5/2020					<0.015				
5/6/2020	<0.003		0.032						
5/7/2020						0.0085		0.094	
9/29/2020					<0.015				
2/9/2021					<0.015				
9/16/2021					<0.015				
4/14/2022		<0.015			<0.015				
4/15/2022							0.002 (J)		0.0093 (J)
9/1/2022					<0.015				
9/2/2022		<0.015		0.0036 (J)			0.0093 (J)		0.0094 (J)
3/28/2023					<0.015				
3/29/2023				0.0071 (J)			0.023		0.007 (J)
3/30/2023		<0.015							
8/28/2023					<0.015				
8/29/2023		<0.015		0.0085 (J)					0.0081 (J)
8/31/2023							0.023		

ND substitution: RL or RL/2 if <15% NDs.

Time Series

Constituent: Molybdenum (mg/L) Analysis Run 12/15/2023 11:11 AM

Plant Smith Client: FPL Data: Plant Smith CCR

	MW-2 (bg)	MW-3 (bg)	MW-6	MW-7	MW-8	MW-8R	MW-9	MW-9R
2/22/2016	<0.015	<0.015						
2/23/2016			0.0011 (J)	0.0042 (J)	<0.003		<0.015	
4/25/2016	<0.015	<0.015						
4/26/2016			<0.015	<0.015				
4/27/2016					<0.003		<0.015	
6/27/2016	<0.015	<0.015						
6/28/2016			<0.015	0.0061 (J)	<0.003		<0.015	
8/29/2016	0.0009 (J)	<0.015	<0.015	0.005 (J)	<0.003			
8/30/2016							<0.015	
11/1/2016	<0.015	<0.015						
11/2/2016			<0.015	0.0066 (J)	<0.003			
11/3/2016							<0.015	
1/4/2017	0.0011 (J)	<0.015						
1/5/2017			<0.015	0.0087 (J)	<0.003		0.0014 (J)	
3/10/2017	<0.015 (*)	<0.015						
3/11/2017			<0.015 (*)	<0.015 (*)	<0.003		<0.015	
5/11/2017	<0.015	<0.015	<0.015					
5/12/2017				<0.015 (*)	<0.003		<0.015	
3/20/2018		<0.015						
3/21/2018	<0.015		<0.015	0.0058 (J)				
3/22/2018					<0.003			
3/23/2018							0.0014 (J)	
6/6/2018	<0.015	<0.015						
6/7/2018					<0.003		0.0036 (J)	
6/8/2018			<0.015	0.0067 (J)				
11/19/2018	<0.015	<0.015	<0.015	<0.015	<0.003			
11/20/2018							<0.015	
3/11/2019	<0.015	<0.015			<0.003		0.0056 (J)	
3/12/2019			<0.015	<0.015				
5/28/2019	<0.015	<0.015						
5/29/2019			<0.015	0.0033 (J)				
5/30/2019					<0.003		0.0023 (J)	
11/18/2019	<0.015	<0.015	<0.015					
11/19/2019				0.0068 (I)	<0.003		<0.015	
5/5/2020	<0.015	<0.015						
5/6/2020			<0.015	0.012			0.006	
5/7/2020					<0.003			
9/29/2020	<0.015	<0.015						
9/30/2020			<0.015	0.0061				
2/9/2021	<0.015	<0.015	<0.015	0.017				
9/16/2021	<0.015	<0.015						
9/17/2021			<0.015	<0.015				
4/14/2022	<0.015	<0.015	<0.015	0.0031 (J)		<0.015		<0.015
9/1/2022	<0.015	<0.015						
9/2/2022			<0.015	0.0034 (J)		0.0052 (J)		
9/6/2022								0.0029 (J)
3/28/2023	<0.015	<0.015						
3/29/2023			<0.015	0.01 (J)		0.0091 (J)		
3/30/2023								0.0042 (J)
8/28/2023	<0.015	<0.015						
8/29/2023								0.0042 (J)
8/31/2023						0.01 (J)		

ND substitution: RL or RL/2 if <15% NDs.

Time Series

Constituent: pH, Field (SU) Analysis Run 12/15/2023 11:11 AM

Plant Smith Client: FPL Data: Plant Smith CCR

	MW-10	MW-10R	MW-11	MW-11R	MW-12 (bg)	MW-13	MW-13R	MW-14	MW-14R
2/22/2016			6.33 (B01)		6.19 (B01)				
2/23/2016	5.2 (B01)					7.47 (B01)		6.9 (B01)	
4/26/2016	5.24 (B02)		6.27 (B02)		5.99 (B02)				
4/27/2016						7.08 (B02)		6.62 (B02)	
6/27/2016					6.04 (B03)				
6/28/2016	5.25 (B03)		6.76 (B03)			7.15 (B03)		6.69 (B03)	
8/29/2016					6.01 (B04)	6.97 (B04)		6.65 (B04)	
8/30/2016	5.31 (B04)		6.59 (B04)						
11/1/2016					6.03 (B05)				
11/2/2016						6.96 (B05)		6.65 (B05)	
11/3/2016	5.07 (B05)		6.54 (B05)						
1/4/2017					6.1 (B06)				
1/5/2017	5.3 (B06)		6.5 (B06)			7.02 (B06)		6.7 (B06)	
3/10/2017					6.1 (B07)				
3/11/2017	5.24 (B07)		6.32 (B07)			6.97 (B07)		6.63 (B07)	
5/11/2017					5.95 (B08)				
5/12/2017	5.12 (B08)		6.61 (B08)			7.21 (B08)		6.66 (B08)	
10/12/2017					5.9				
10/13/2017	5.33		6.73			6.87		6.68	
6/6/2018					6.04				
6/7/2018	5.35		6.39			6.86		6.88	
11/19/2018					6.11	6.99		6.86	
11/20/2018	5.18		6.35						
3/11/2019	5.24		6.24		6.15			6.92	
3/12/2019						6.96			
5/28/2019					6.62				
5/29/2019			6.4			6.96			
5/30/2019	5.06							6.96	
5/5/2020					6.09				
5/6/2020	5.09		6.78						
5/7/2020						7.14		7.02	
9/29/2020					6.08				
2/9/2021					5.96				
9/16/2021					5.9				
4/14/2022		6.76			6.04				
4/15/2022							5.92		7.65
9/1/2022					6				
9/2/2022		6.49		6.41			5.97		7.5
3/28/2023					5.87				
3/29/2023				6.27			6		7.51
3/30/2023		6.26							
8/28/2023					5.88				
8/29/2023		6.64		6.26					7.49
8/31/2023							6.06		

Time Series

Constituent: pH, Field (SU) Analysis Run 12/15/2023 11:11 AM

Plant Smith Client: FPL Data: Plant Smith CCR

	MW-2 (bg)	MW-3 (bg)	MW-6	MW-7	MW-8	MW-8R	MW-9	MW-9R
2/22/2016	6.11 (B01)	5.09 (B01)						
2/23/2016			5.03 (B01)	6.32 (B01)	5.06 (B01)		4.85 (B01)	
4/25/2016	5.65 (B02)	5 (B02)						
4/26/2016			4.68 (B02)	6.36 (B02)				
4/27/2016					4.62 (B02)		5.19 (B02)	
6/27/2016	5.35 (B03)	4.94 (B03)						
6/28/2016			4.82 (B03)	6.09 (B03)	3.85 (B03)		5.29 (B03)	
8/29/2016	7.06 (B04)	5.17 (B04)	5.94 (B04)	6.27 (B04)	4.75 (B04)			
8/30/2016							5.09 (B04)	
11/1/2016	6.65 (B05)	4.91 (B05)						
11/2/2016			5.2 (B05)	6.09 (B05)	4.63 (B05)			
11/3/2016							5.99 (B05)	
1/4/2017	6.88 (B06)	4.99 (B06)						
1/5/2017			5.2 (B06)	6.18 (B06)	4.66 (B06)		5.94 (B06)	
3/10/2017	6.59 (B07)	5.02 (B07)						
3/11/2017			5.05 (B07)	6.34 (B07)	4.66 (B07)		5.62 (B07)	
5/11/2017	6.7 (B08)	4.76 (B08)	4.96 (B08)					
5/12/2017				6.09 (B08)	4.52 (B08)		5.74 (B08)	
10/12/2017	6.66	4.74	5.37	6.13				
10/13/2017					4.46		4.95	
6/6/2018	6.47	4.96						
6/7/2018					4.73		6.52	
6/8/2018			5.25	6.31				
11/19/2018	6.09	4.95	5.26	6.15	3.26			
11/20/2018							6.52	
3/11/2019	6.03	4.97			4.44		6.69	
3/12/2019			5.23	6.14				
5/28/2019	6.29	4.73						
5/29/2019			5.38	6.15				
5/30/2019					4.51		6.58	
5/5/2020	5.91	5.04						
5/6/2020			5.61	6.41			6.75	
5/7/2020					4.66			
9/29/2020	5.73	4.91						
9/30/2020			5.57	6.43				
2/9/2021	5.48	4.87	5.4	6.35				
9/16/2021	5.47	4.98						
9/17/2021			5.17	6.6				
4/14/2022	5.9	4.85	5.52	6.48		6.08		7.05
9/1/2022	5.73	4.91						
9/2/2022			5.2	6.37		6.12		
9/6/2022								6.96
3/28/2023	6	4.85						
3/29/2023			5.21	6.35		6.13		
3/30/2023								6.9
8/28/2023	5.56	4.83						
8/29/2023								6.85
8/31/2023						6.28		

Time Series

Constituent: Selenium (mg/L) Analysis Run 12/15/2023 11:11 AM

Plant Smith Client: FPL Data: Plant Smith CCR

	MW-10	MW-10R	MW-11	MW-11R	MW-12 (bg)	MW-13	MW-13R	MW-14	MW-14R
2/22/2016			<0.0025		<0.0013				
2/23/2016	<0.0025					<0.00025		<0.00025	
4/26/2016	<0.0025		<0.0025		<0.0013				
4/27/2016						<0.00025		<0.00025	
6/27/2016					<0.0013				
6/28/2016	<0.0025 (*)		<0.0025 (*)			<0.00025		<0.00025 (*)	
8/29/2016					<0.0013	<0.00025		0.00024 (J)	
8/30/2016	0.00025 (J)		0.00046 (J)						
11/1/2016					<0.0013				
11/2/2016						0.00044 (J)			
11/3/2016	<0.0025		0.00058 (J)					<0.00025	
1/4/2017					<0.0013				
1/5/2017	0.00041 (J)		0.00051 (J)			0.0009 (J)		<0.00025	
3/10/2017					<0.0013				
3/11/2017	<0.0025		<0.0025 (*)			<0.00025		<0.00025	
5/11/2017					<0.0013				
5/12/2017	<0.0025		<0.0025			<0.00025		<0.00025	
3/20/2018					<0.0013				
3/21/2018			0.00066 (J)						
3/22/2018	<0.0025					<0.00025		<0.00025	
6/6/2018					<0.0013				
6/7/2018	<0.0025		0.0006 (J)			0.00031 (J)		0.00041 (J)	
11/19/2018					<0.0013	<0.00025		<0.00025	
11/20/2018	<0.0025		<0.0025						
3/11/2019	<0.0025		<0.0025		<0.0013			<0.00025	
3/12/2019						<0.00025			
5/5/2020					<0.0013				
5/6/2020	<0.0025		<0.0025						
5/7/2020						<0.00025		<0.00025	
9/29/2020					<0.0013				
2/9/2021					<0.0013				
9/16/2021					0.009 (O)				
4/14/2022		<0.0013			<0.0013				
4/15/2022							<0.0013		<0.0013
9/1/2022					<0.0013				
9/2/2022		<0.0013		0.00089 (J)			<0.0013		<0.0013
3/28/2023					<0.0013				
3/29/2023				0.0027			<0.0013		<0.0013
3/30/2023		<0.0013							
8/28/2023					<0.0013				
8/29/2023		0.0011 (J)		0.0014					0.0015
8/31/2023							0.0011 (J)		

ND substitution: RL or RL/2 if <15% NDs.

Time Series

Constituent: Selenium (mg/L) Analysis Run 12/15/2023 11:11 AM

Plant Smith Client: FPL Data: Plant Smith CCR

	MW-2 (bg)	MW-3 (bg)	MW-6	MW-7	MW-8	MW-8R	MW-9	MW-9R
2/22/2016	<0.0013	<0.0013						
2/23/2016			<0.0013	<0.0013	<0.0025		<0.005	
4/25/2016	0.00038 (J)	<0.0013						
4/26/2016			<0.0013	<0.0013				
4/27/2016					<0.0025		<0.005	
6/27/2016	<0.0013	<0.0013						
6/28/2016			<0.0013 (*)	<0.0013 (*)	<0.0025 (*)		<0.005 (*)	
8/29/2016	<0.0013	<0.0013	0.00027 (J)	0.0003 (J)	0.00064 (J)			
8/30/2016							0.00035 (J)	
11/1/2016	<0.0013	<0.0013						
11/2/2016			<0.0013	<0.0013	<0.0025			
11/3/2016							<0.005	
1/4/2017	<0.0013	<0.0013						
1/5/2017			0.0012 (J)	0.00028 (J)	0.00097 (J)		0.00033 (J)	
3/10/2017	<0.0013 (*)	<0.0013						
3/11/2017			<0.0013 (*)	<0.0013	<0.0025		<0.005	
5/11/2017	<0.0013	<0.0013	<0.0013					
5/12/2017				<0.0013	<0.0025		<0.005	
3/20/2018		0.00069 (J)						
3/21/2018	<0.0013		0.00037 (J)	0.00062 (J)				
3/22/2018					0.0003 (J)			
3/23/2018							<0.005	
6/6/2018	<0.0013	0.0003 (J)						
6/7/2018					0.00032 (J)		<0.005	
6/8/2018			0.00025 (J)	0.00028 (J)				
11/19/2018	<0.0013	<0.0013	<0.0013	<0.0013	<0.0025			
11/20/2018							<0.005	
3/11/2019	<0.0013	<0.0013			<0.0025		<0.005	
3/12/2019			<0.0013	<0.0013				
5/5/2020	<0.0013	<0.0013						
5/6/2020			<0.0013	<0.0013			<0.005	
5/7/2020					<0.0025			
9/29/2020	<0.0013	<0.0013						
9/30/2020			<0.0013	<0.0013				
2/9/2021	<0.0013	<0.0013	<0.0013	<0.0013				
9/16/2021	<0.0013	<0.0013						
9/17/2021			<0.0013	<0.0013				
4/14/2022	<0.0013	<0.0013	<0.0013	<0.0013		<0.0013		<0.0013
9/1/2022	<0.0013	<0.0013						
9/2/2022			<0.0013	<0.0013		0.0012 (J)		
9/6/2022								0.0022
3/28/2023	0.001 (J)	<0.0013						
3/29/2023			<0.0013	<0.0013		<0.0013		
3/30/2023								0.0012 (J)
8/28/2023	<0.0013	<0.0013						
8/29/2023								<0.0013
8/31/2023						0.0015		

ND substitution: RL or RL/2 if <15% NDs.

Time Series

Constituent: Sulfate as SO4 (mg/L) Analysis Run 12/15/2023 11:11 AM

Plant Smith Client: FPL Data: Plant Smith CCR

	MW-10	MW-10R	MW-11	MW-11R	MW-12 (bg)	MW-13	MW-13R	MW-14	MW-14R
2/22/2016			350		<5				
2/23/2016	590					730		450	
4/26/2016	1000		390		<5				
4/27/2016						1200		670	
6/27/2016					1.6 (J)				
6/28/2016	860		330			1200		580	
8/29/2016					<5	1300		620	
8/30/2016	910		350						
11/1/2016					<5				
11/2/2016						31			
11/3/2016	560		330					570	
1/4/2017					<5				
1/5/2017	900		350			1100		650	
3/10/2017					<5				
3/11/2017	920		320			1300		690	
5/11/2017					<5				
5/12/2017	770		170 (J)			750		560	
10/12/2017					<5				
10/13/2017	790		220			1000		650	
3/20/2018					1.8 (J)				
3/21/2018			240						
3/22/2018	810					970		590	
6/6/2018					2.3 (J)				
6/7/2018	830		240			840		590	
11/19/2018					2.2 (J)	810		720	
11/20/2018	830		250						
3/11/2019	860		310		1.5 (J)			640	
3/12/2019						880			
5/28/2019					3 (J)				
5/29/2019			350			830			
5/30/2019	800							550	
11/18/2019	660		340		<5				
11/19/2019						670		65 (I)	
5/5/2020					<5				
5/6/2020	640		270						
5/7/2020						530		490	
9/29/2020					3.3				
2/9/2021					<5				
9/16/2021					<5				
4/14/2022		880			18				
4/15/2022							610		140
9/1/2022					19				
9/2/2022		900		350			600		140
3/28/2023					4.5 (J)				
3/29/2023				310			440		100
3/30/2023		830							
8/28/2023					29				
8/29/2023		740		380					350
8/31/2023							930		

ND substitution: RL or RL/2 if <15% NDs.

Time Series

Constituent: Sulfate as SO4 (mg/L) Analysis Run 12/15/2023 11:11 AM

Plant Smith Client: FPL Data: Plant Smith CCR

	MW-2 (bg)	MW-3 (bg)	MW-6	MW-7	MW-8	MW-8R	MW-9	MW-9R
2/22/2016	6.3	<5						
2/23/2016			480	320	630		570	
4/25/2016	6.1	1.4 (J)						
4/26/2016			780	570				
4/27/2016					1000		880	
6/27/2016	6.6	<5						
6/28/2016			680	580	910		780	
8/29/2016	4.5 (J)	<5	470 (J)	630	970			
8/30/2016							820	
11/1/2016	<5	<5						
11/2/2016			530	570	580			
11/3/2016							510	
1/4/2017	<5 (*)	<5 (*)						
1/5/2017			490	640	950		830	
3/10/2017	2.3 (J)	<5						
3/11/2017			660	710	990		840	
5/11/2017	<5	<5	570					
5/12/2017				600	840		670	
10/12/2017	<5	<5	520	670				
10/13/2017					910		760	
3/20/2018		<5						
3/21/2018	<5		530	720				
3/22/2018					900			
3/23/2018							630	
6/6/2018	4.8 (J)	<5						
6/7/2018					910		640	
6/8/2018			560	750				
11/19/2018	4.4 (J)	7.473 (D)	520	910	960			
11/20/2018							580	
3/11/2019	5.2	<5			920		560	
3/12/2019			510	870				
5/28/2019	4.3 (J)	<5						
5/29/2019			460	870				
5/30/2019					940		550	
11/18/2019	2.8 (I)	<5	350					
11/19/2019				650	720		1100 (I)	
5/5/2020	4.4 (J)	<5						
5/6/2020			320	550			440	
5/7/2020					760			
9/29/2020	4.8	<5						
9/30/2020			430	630				
2/9/2021	9.2	<5	360	420				
9/16/2021	5	<5						
9/17/2021			300	320				
4/14/2022	9.6	3 (J)	370	520		810		530
9/1/2022	4.5 (J)	1.4 (J)						
9/2/2022			390	580		910		
9/6/2022								620
3/28/2023	8.8	<5						
3/29/2023			420	470		820		
3/30/2023								530
8/28/2023	7.4 (J)	<5						

ND substitution: RL or RL/2 if <15% NDs.

Time Series

Constituent: Sulfate as SO4 (mg/L) Analysis Run 12/15/2023 11:11 AM

Plant Smith Client: FPL Data: Plant Smith CCR

	MW-2 (bg)	MW-3 (bg)	MW-6	MW-7	MW-8	MW-8R	MW-9	MW-9R
8/29/2023								750
8/31/2023						1500		

Time Series

Constituent: Thallium (mg/L) Analysis Run 12/15/2023 11:11 AM

Plant Smith Client: FPL Data: Plant Smith CCR

	MW-10	MW-10R	MW-11	MW-11R	MW-12 (bg)	MW-13	MW-13R	MW-14	MW-14R
2/22/2016			<0.0001		<0.0005				
2/23/2016	<0.0001					<0.0001		<0.0001	
4/26/2016	<0.0001		<0.0001		<0.0005				
4/27/2016						<0.0001		<0.0001	
6/27/2016					<0.0005				
6/28/2016	<0.0001		<0.0001			<0.0001		<0.0001	
8/29/2016					<0.0005	<0.0001		<0.0001	
8/30/2016	<0.0001		<0.0001						
11/1/2016					<0.0005				
11/2/2016						<0.0001			
11/3/2016	<0.0001		<0.0001					<0.0001	
1/4/2017					<0.0005				
1/5/2017	<0.0001		<0.0001			<0.0001		<0.0001	
3/10/2017					<0.0005				
3/11/2017	<0.0001		<0.0001			<0.0001		<0.0001	
5/11/2017					<0.0005				
5/12/2017	<0.0001		<0.0001			<0.0001		<0.0001	
3/20/2018					<0.0005				
3/21/2018			<0.0001						
3/22/2018	<0.0001					<0.0001		<0.0001	
3/11/2019	<0.0001		<0.0001		<0.0005			<0.0001	
3/12/2019						<0.0001			
5/5/2020					<0.0005				
5/6/2020	<0.0001		<0.0001						
5/7/2020						<0.0001		<0.0001	
9/29/2020					<0.0005				
2/9/2021					<0.0005				
9/16/2021					0.0043 (O)				
4/14/2022		<0.0005			<0.0005				
4/15/2022							<0.0005		<0.0005
9/1/2022					<0.0005				
9/2/2022		<0.0005		<0.0005			<0.0005		<0.0005
3/28/2023					<0.0005				
3/29/2023				<0.0005			<0.0005		<0.0005
3/30/2023		<0.0005							
8/28/2023					<0.0005				
8/29/2023		<0.0005		<0.0005					<0.0005
8/31/2023							<0.0005		

ND substitution: RL or RL/2 if <15% NDs.

Time Series

Constituent: Thallium (mg/L) Analysis Run 12/15/2023 11:11 AM

Plant Smith Client: FPL Data: Plant Smith CCR

	MW-2 (bg)	MW-3 (bg)	MW-6	MW-7	MW-8	MW-8R	MW-9	MW-9R
2/22/2016	<0.0005	<0.0005						
2/23/2016			<0.0005	<0.0005	<0.0001		<0.0001	
4/25/2016	<0.0005	<0.0005						
4/26/2016			<0.0005	<0.0005				
4/27/2016					<0.0001		<0.0001	
6/27/2016	<0.0005	<0.0005						
6/28/2016			<0.0005	<0.0005	<0.0001		<0.0001	
8/29/2016	<0.0005	<0.0005	<0.0005	<0.0005	<0.0001			
8/30/2016							<0.0001	
11/1/2016	<0.0005	<0.0005						
11/2/2016			<0.0005	<0.0005	<0.0001			
11/3/2016							<0.0001	
1/4/2017	<0.0005	<0.0005						
1/5/2017			<0.0005	<0.0005	<0.0001		<0.0001	
3/10/2017	<0.0005	<0.0005						
3/11/2017			<0.0005	<0.0005	<0.0001		<0.0001	
5/11/2017	<0.0005	<0.0005	<0.0005					
5/12/2017				<0.0005	<0.0001		<0.0001	
3/20/2018		<0.0005						
3/21/2018	<0.0005		<0.0005	<0.0005				
3/22/2018					<0.0001			
3/23/2018							<0.0001	
3/11/2019	<0.0005	<0.0005			<0.0001		<0.0001	
3/12/2019			<0.0005	<0.0005				
5/5/2020	<0.0005	<0.0005						
5/6/2020			<0.0005	<0.0005			<0.0001	
5/7/2020					<0.0001			
9/29/2020	<0.0005	<0.0005						
9/30/2020			<0.0005	<0.0005				
2/9/2021	<0.0005	<0.0005	<0.0005	<0.0005				
9/16/2021	<0.0005	<0.0005						
9/17/2021			<0.0005	<0.0005				
4/14/2022	<0.0005	<0.0005	<0.01 (o)	<0.01 (o)		<0.0005		<0.0005
9/1/2022	<0.0005	<0.0005						
9/2/2022			<0.0005	<0.0005		<0.0005		
9/6/2022								<0.0005
3/28/2023	<0.0005	<0.0005						
3/29/2023			<0.0005	<0.0005		<0.0005		
3/30/2023								<0.0005
8/28/2023	<0.0005	<0.0005						
8/29/2023								<0.0005
8/31/2023						<0.0005		

ND substitution: RL or RL/2 if <15% NDs.

Time Series

Constituent: Total Dissolved Solids [TDS] (mg/L) Analysis Run 12/15/2023 11:11 AM

Plant Smith Client: FPL Data: Plant Smith CCR

	MW-10	MW-10R	MW-11	MW-11R	MW-12 (bg)	MW-13	MW-13R	MW-14	MW-14R
2/22/2016			5200		410				
2/23/2016	7100					9200		4900	
5/11/2016	6600		5700		410	11000			
5/12/2016								5100	
6/27/2016					4200 (O)				
6/28/2016	6900		5100			5400		5400	
8/29/2016					490	11000		4800	
8/30/2016	6800		4600						
11/1/2016					540				
11/2/2016						11000			
11/3/2016	6900		4400					5500	
1/4/2017					520				
1/5/2017	5900		3800			11000		4700	
3/10/2017					490				
3/11/2017	5700		4400			8900		5000	
5/11/2017					490				
5/12/2017	6200		3600			9600		5600	
10/12/2017					470				
10/13/2017	6400		3000			9600		5000	
3/20/2018					510				
3/21/2018			3600						
3/22/2018	6800					11000		4800	
6/6/2018					460				
6/7/2018	5800		3400			8200		4200	
11/19/2018					490	8600		4900	
11/20/2018	6000		4100						
3/11/2019	6400		6000		440			45500 (OD)	
3/12/2019						9600			
5/28/2019					540				
5/29/2019			5600			9200			
5/30/2019	5900							4300	
11/18/2019	6300		6900		560				
11/19/2019						8500		4200	
5/5/2020					430				
5/6/2020	5400		5200						
5/7/2020						9100		4400	
9/29/2020					580				
2/9/2021					500				
9/16/2021					430				
4/14/2022		6000			480				
4/15/2022							6800		140
9/1/2022					530				
9/2/2022		5800		4600			6000		660
3/28/2023					600				
3/29/2023				4700			3900		480
3/30/2023		580							
8/28/2023					480				
8/29/2023		6100		4700					680
8/31/2023							3600		

Time Series

Constituent: Total Dissolved Solids [TDS] (mg/L) Analysis Run 12/15/2023 11:11 AM

Plant Smith Client: FPL Data: Plant Smith CCR

	MW-2 (bg)	MW-3 (bg)	MW-6	MW-7	MW-8	MW-8R	MW-9	MW-9R
2/22/2016	74	46						
2/23/2016			7600	3700	7800		5800	
5/11/2016	200	42	7500	3700				
5/12/2016					8100		6100	
6/27/2016	42	24						
6/28/2016			7600	3700	6900		5900	
8/29/2016	200	42	5100	3300	7900			
8/30/2016							6400	
11/1/2016	220	64						
11/2/2016			6500	3800	7400			
11/3/2016							5000	
1/4/2017	140	44						
1/5/2017			5500	3500	7200		4900	
3/10/2017	160	16						
3/11/2017			7000	3500	7200		5400	
5/11/2017	190	42	6000					
5/12/2017				3300	6400		5200	
10/12/2017	150	30	5500	3000				
10/13/2017					6400		5100	
3/20/2018		12						
3/21/2018	150		5400	3400				
3/22/2018					8100			
3/23/2018							1700	
6/6/2018	160	46						
6/7/2018					6000		4000	
6/8/2018			6100	3200				
11/19/2018	88 (D)	22	5500	6500	7300			
11/20/2018							4400	
3/11/2019	72	12			7300		5200	
3/12/2019			5400	6800				
5/28/2019	140	110						
5/29/2019			5800	8600				
5/30/2019					7700		4600	
11/18/2019	170	52	6000					
11/19/2019				8200	9800		5300	
5/5/2020	54	34						
5/6/2020			5000	6100			5000	
5/7/2020					8100			
9/29/2020	40	36						
9/30/2020			5600	4300				
2/9/2021	130	66	5300	4200				
9/16/2021	50	76						
9/17/2021			5000	5600				
4/14/2022	64	68	4800	5100		5800		3600
9/1/2022	110	56						
9/2/2022			5200	6100		5700		
9/6/2022								4200
3/28/2023	98	92						
3/29/2023			2700	6200		5900		
3/30/2023								4200
8/28/2023	64	56						
8/29/2023								3700

Time Series

Constituent: Total Dissolved Solids [TDS] (mg/L) Analysis Run 12/15/2023 11:11 AM

Plant Smith Client: FPL Data: Plant Smith CCR

	MW-2 (bg)	MW-3 (bg)	MW-6	MW-7	MW-8	MW-8R	MW-9	MW-9R
8/31/2023						6200		

FIGURE B.

Sanitas™ v.10.0.15 Software licensed to . UG

Box & Whiskers Plot

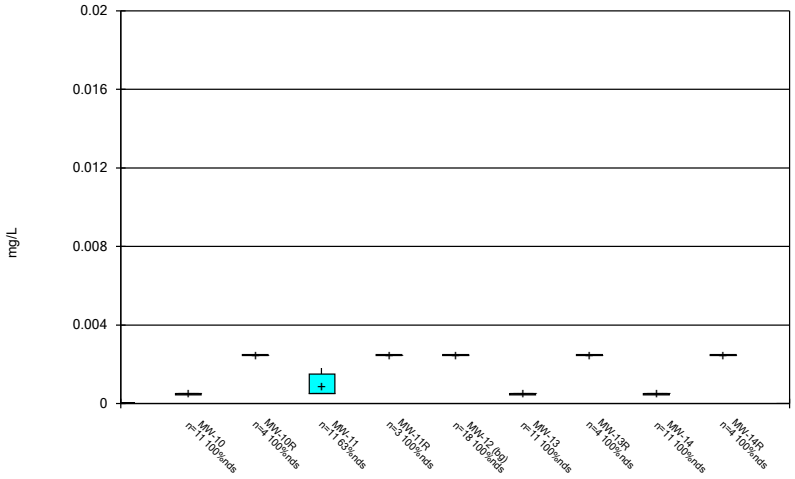

Constituent: Antimony Analysis Run 12/15/2023 11:11 AM

Plant Smith Client: FPL Data: Plant Smith CCR

Sanitas™ v.10.0.15 Software licensed to . UG

Box & Whiskers Plot

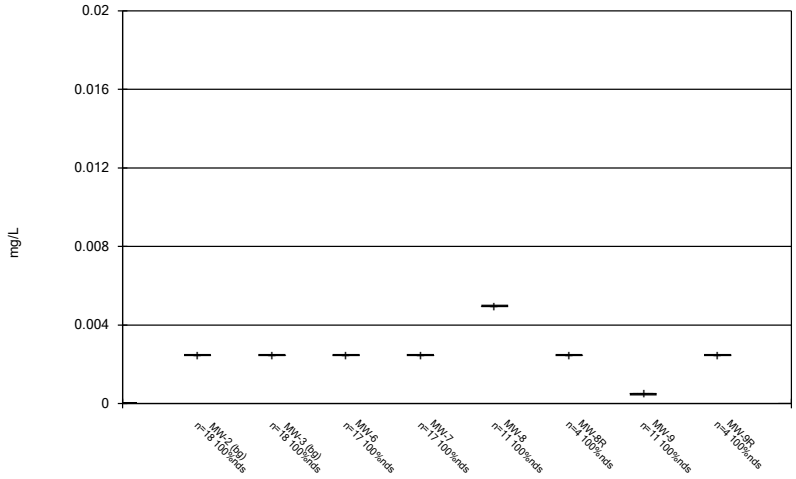

Constituent: Antimony Analysis Run 12/15/2023 11:11 AM

Plant Smith Client: FPL Data: Plant Smith CCR

Sanitas™ v.10.0.15 Software licensed to . UG

Box & Whiskers Plot

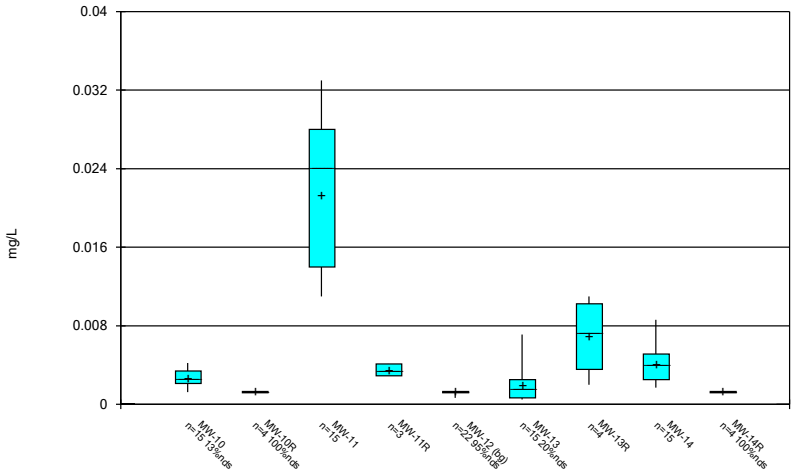

Constituent: Arsenic Analysis Run 12/15/2023 11:11 AM

Plant Smith Client: FPL Data: Plant Smith CCR

Sanitas™ v.10.0.15 Software licensed to . UG

Box & Whiskers Plot

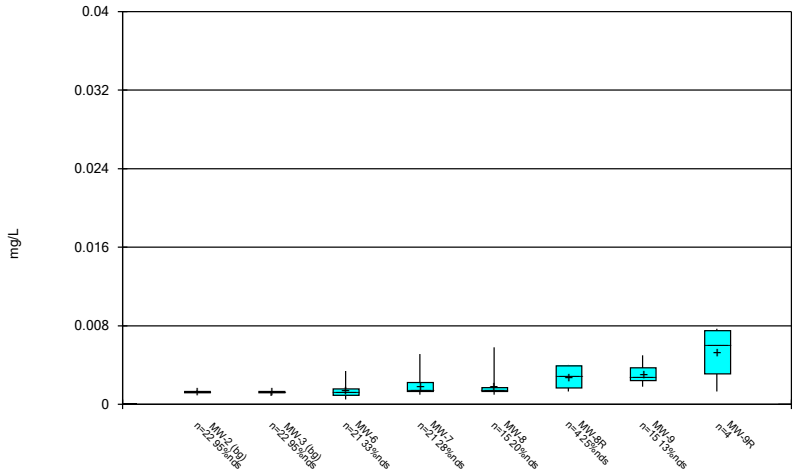

Constituent: Arsenic Analysis Run 12/15/2023 11:11 AM

Plant Smith Client: FPL Data: Plant Smith CCR

Sanitas™ v.10.0.15 Software licensed to . UG

Box & Whiskers Plot

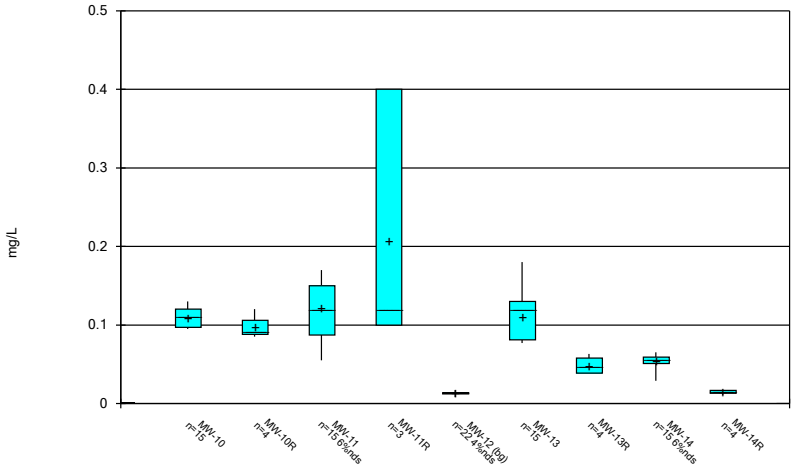

Constituent: Barium Analysis Run 12/15/2023 11:11 AM

Plant Smith Client: FPL Data: Plant Smith CCR

Sanitas™ v.10.0.15 Software licensed to . UG

Box & Whiskers Plot

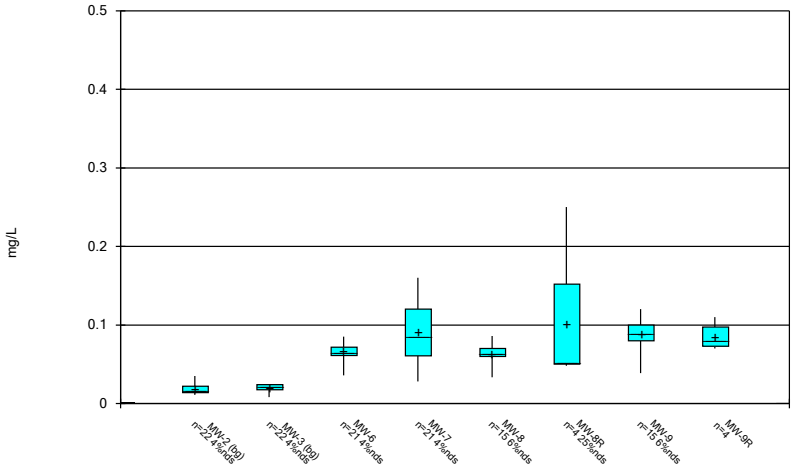

Constituent: Barium Analysis Run 12/15/2023 11:11 AM

Plant Smith Client: FPL Data: Plant Smith CCR

Sanitas™ v.10.0.15 Software licensed to . UG

Box & Whiskers Plot

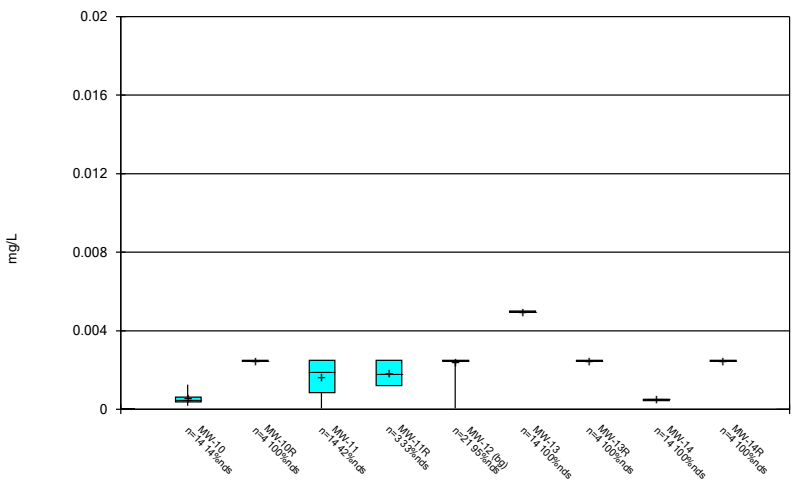

Constituent: Beryllium Analysis Run 12/15/2023 11:11 AM

Plant Smith Client: FPL Data: Plant Smith CCR

Sanitas™ v.10.0.15 Software licensed to . UG

Box & Whiskers Plot

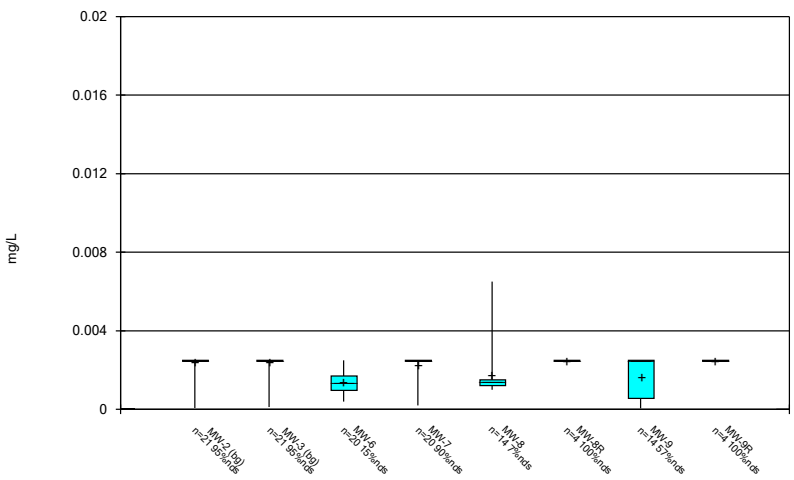

Constituent: Beryllium Analysis Run 12/15/2023 11:11 AM

Plant Smith Client: FPL Data: Plant Smith CCR

Sanitas™ v.10.0.15 Software licensed to . UG

Box & Whiskers Plot

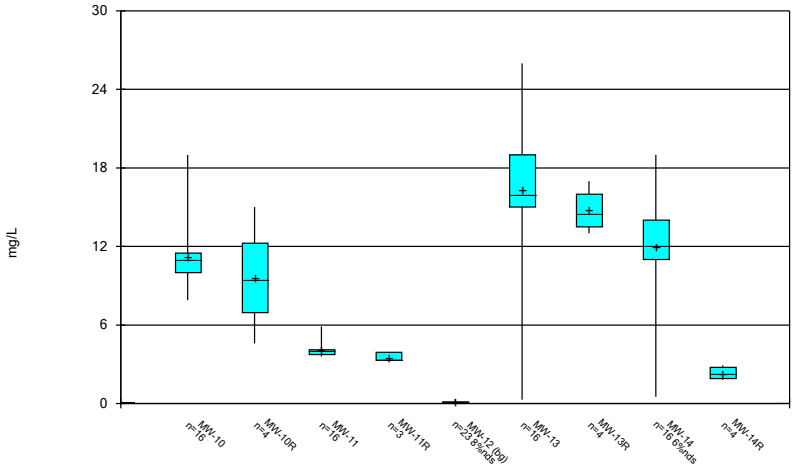

Constituent: Boron, total Analysis Run 12/15/2023 11:11 AM

Plant Smith Client: FPL Data: Plant Smith CCR

Sanitas™ v.10.0.15 Software licensed to . UG

Box & Whiskers Plot

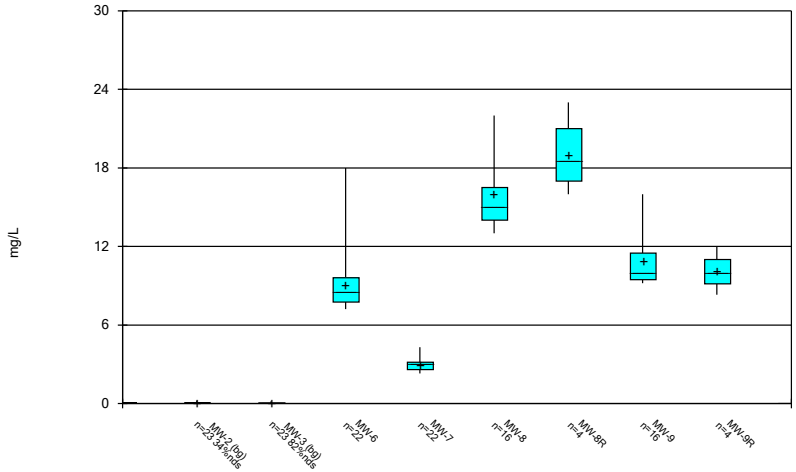

Constituent: Boron, total Analysis Run 12/15/2023 11:11 AM

Plant Smith Client: FPL Data: Plant Smith CCR

Sanitas™ v.10.0.15 Software licensed to . UG

Box & Whiskers Plot

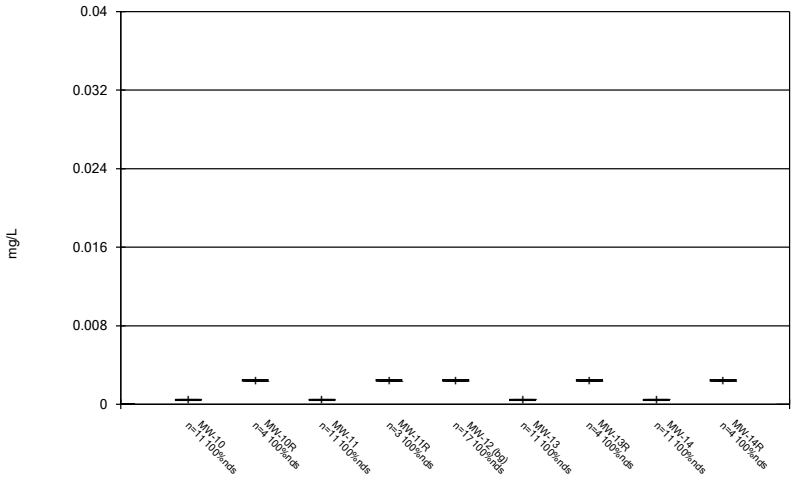

Constituent: Cadmium Analysis Run 12/15/2023 11:11 AM

Plant Smith Client: FPL Data: Plant Smith CCR

Sanitas™ v.10.0.15 Software licensed to . UG

Box & Whiskers Plot

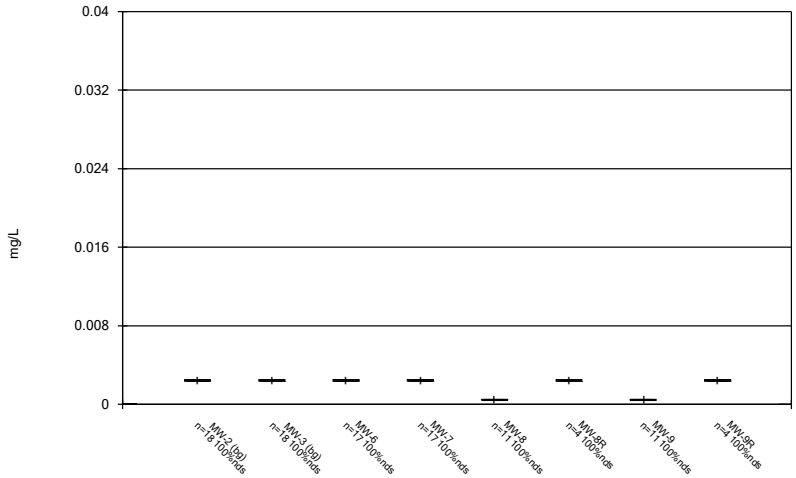

Constituent: Cadmium Analysis Run 12/15/2023 11:11 AM

Plant Smith Client: FPL Data: Plant Smith CCR

Sanitas™ v.10.0.15 Software licensed to . UG

Box & Whiskers Plot

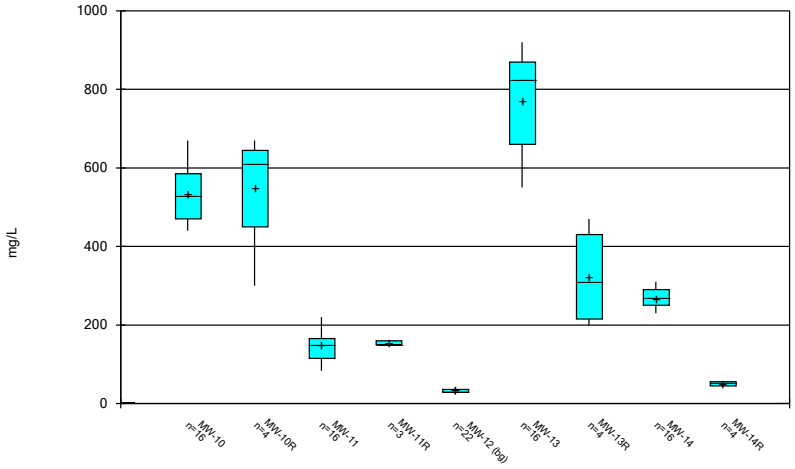

Constituent: Calcium, total Analysis Run 12/15/2023 11:11 AM
Plant Smith Client: FPL Data: Plant Smith CCR

Sanitas™ v.10.0.15 Software licensed to . UG

Box & Whiskers Plot

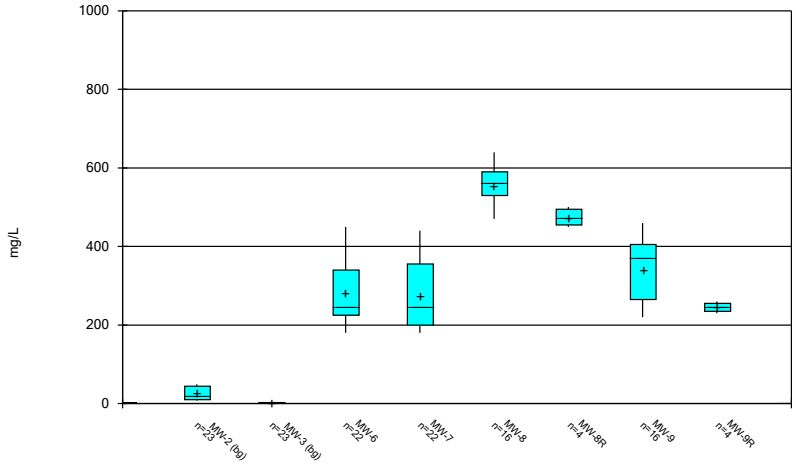

Constituent: Calcium, total Analysis Run 12/15/2023 11:11 AM
Plant Smith Client: FPL Data: Plant Smith CCR

Sanitas™ v.10.0.15 Software licensed to . UG

Box & Whiskers Plot

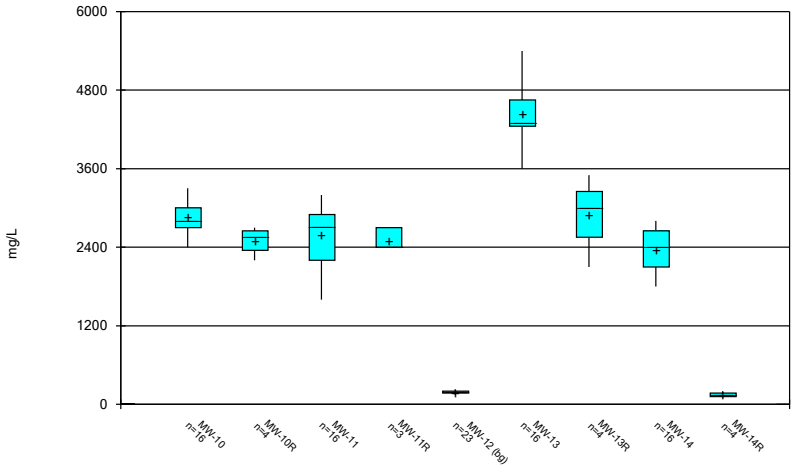

Constituent: Chloride, Total Analysis Run 12/15/2023 11:11 AM
Plant Smith Client: FPL Data: Plant Smith CCR

Sanitas™ v.10.0.15 Software licensed to . UG

Box & Whiskers Plot

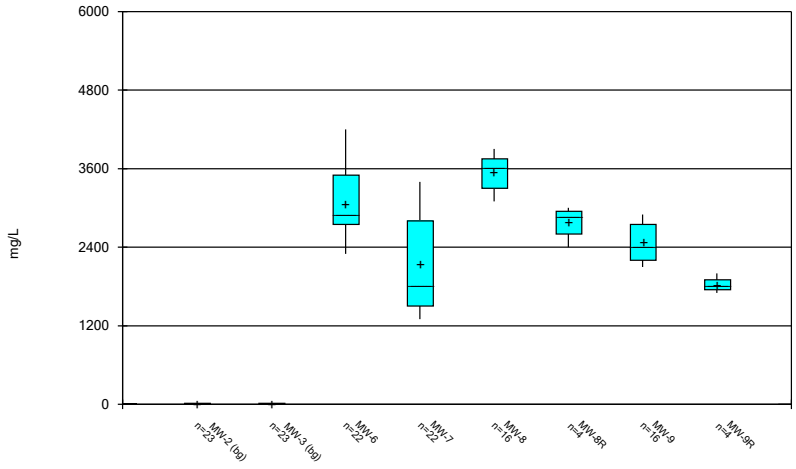

Constituent: Chloride, Total Analysis Run 12/15/2023 11:11 AM
Plant Smith Client: FPL Data: Plant Smith CCR

Sanitas™ v.10.0.15 Software licensed to . UG

Box & Whiskers Plot

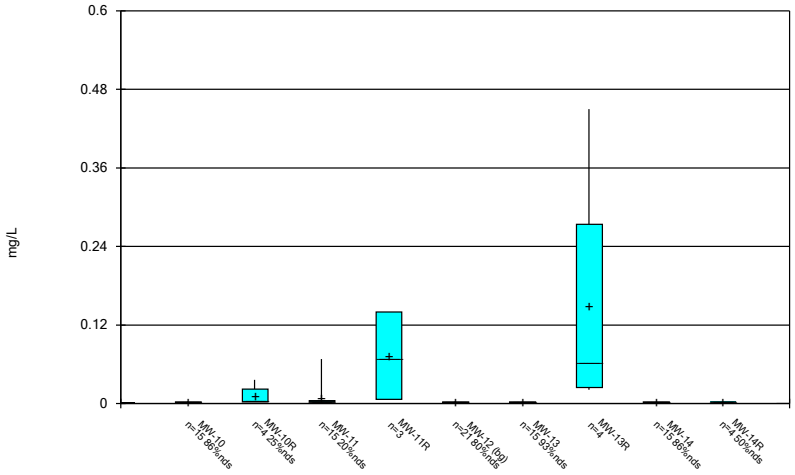

Constituent: Chromium Analysis Run 12/15/2023 11:11 AM

Plant Smith Client: FPL Data: Plant Smith CCR

Sanitas™ v.10.0.15 Software licensed to . UG

Box & Whiskers Plot

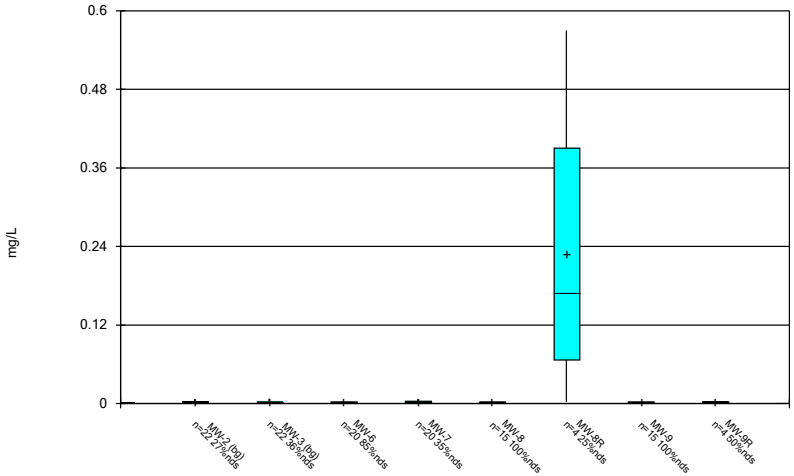

Constituent: Chromium Analysis Run 12/15/2023 11:12 AM

Plant Smith Client: FPL Data: Plant Smith CCR

Sanitas™ v.10.0.15 Software licensed to . UG

Box & Whiskers Plot

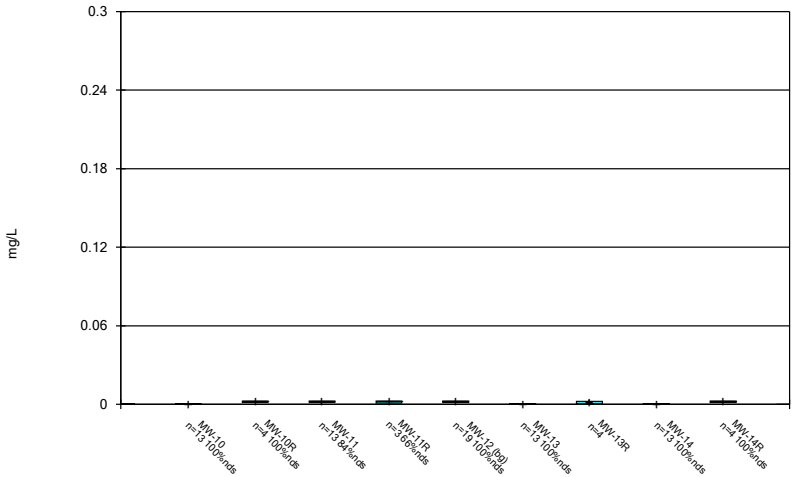

Constituent: Cobalt Analysis Run 12/15/2023 11:12 AM

Plant Smith Client: FPL Data: Plant Smith CCR

Sanitas™ v.10.0.15 Software licensed to . UG

Box & Whiskers Plot

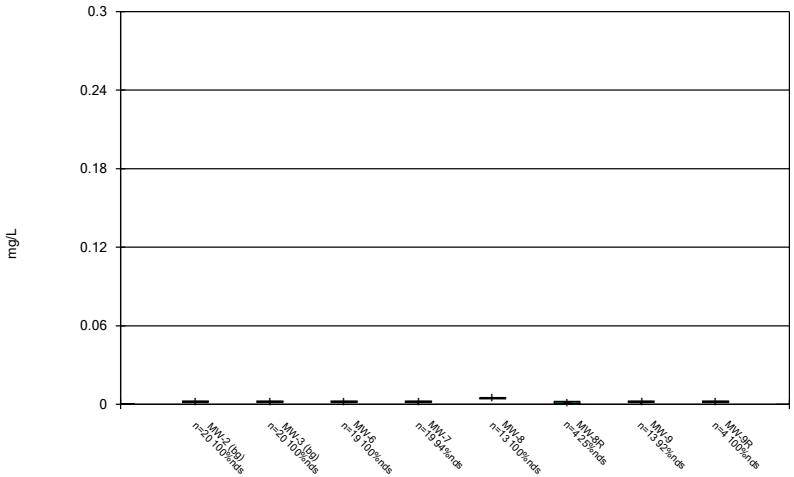

Constituent: Cobalt Analysis Run 12/15/2023 11:12 AM

Plant Smith Client: FPL Data: Plant Smith CCR

Sanitas™ v.10.0.15 Software licensed to . UG

Box & Whiskers Plot

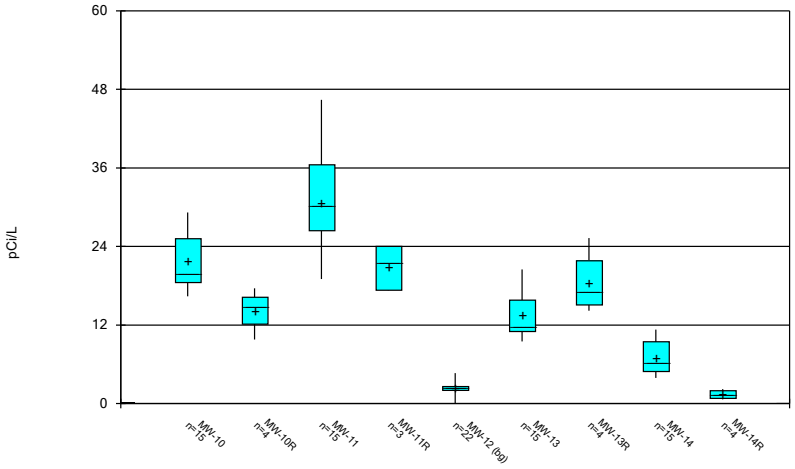

Constituent: Combined Radium 226 + 228 Analysis Run 12/15/2023 11:12 AM

Plant Smith Client: FPL Data: Plant Smith CCR

Sanitas™ v.10.0.15 Software licensed to . UG

Box & Whiskers Plot

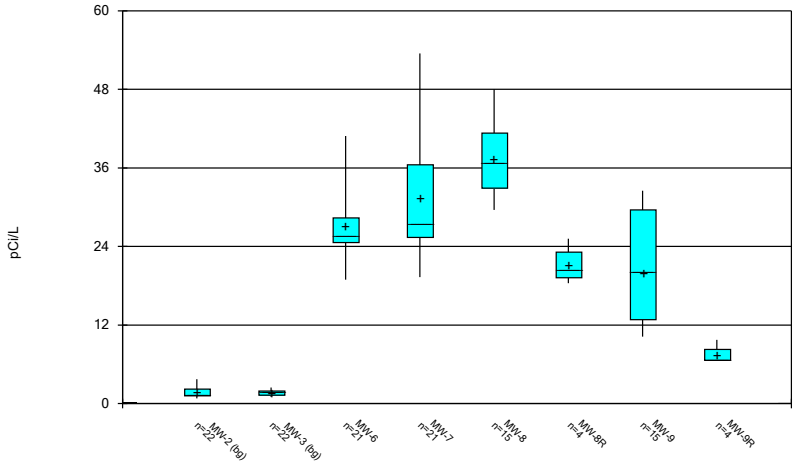

Constituent: Combined Radium 226 + 228 Analysis Run 12/15/2023 11:12 AM

Plant Smith Client: FPL Data: Plant Smith CCR

Sanitas™ v.10.0.15 Software licensed to . UG

Box & Whiskers Plot

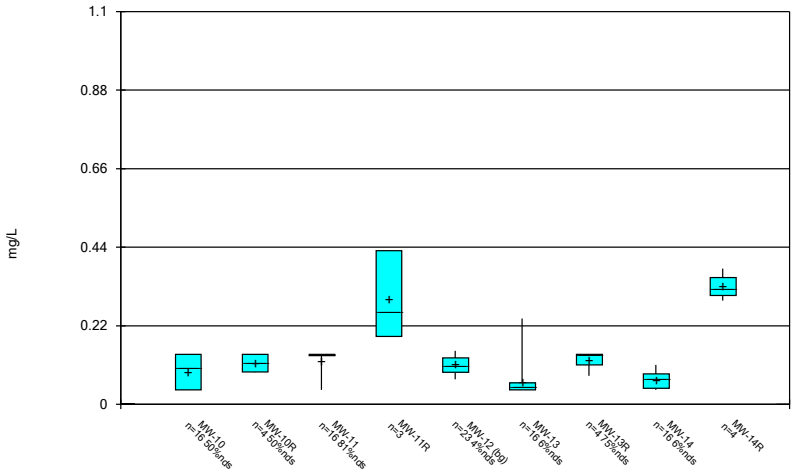

Constituent: Fluoride, total Analysis Run 12/15/2023 11:12 AM

Plant Smith Client: FPL Data: Plant Smith CCR

Sanitas™ v.10.0.15 Software licensed to . UG

Box & Whiskers Plot

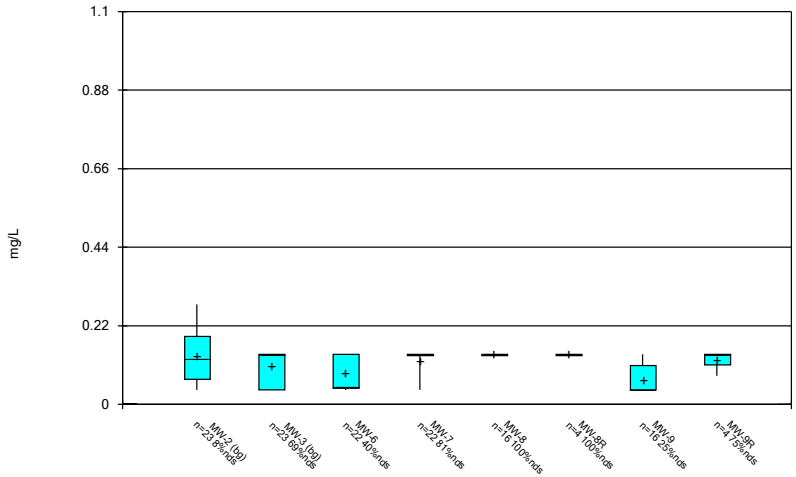

Constituent: Fluoride, total Analysis Run 12/15/2023 11:12 AM

Plant Smith Client: FPL Data: Plant Smith CCR

Sanitas™ v.10.0.15 Software licensed to . UG

Box & Whiskers Plot

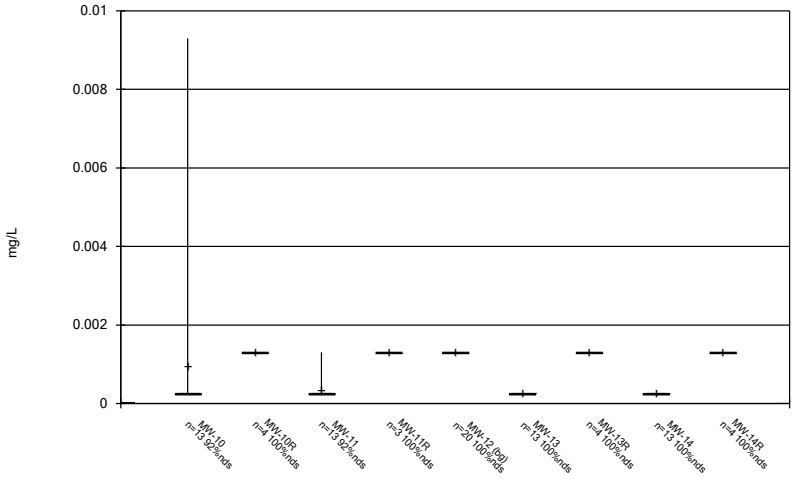

Constituent: Lead Analysis Run 12/15/2023 11:12 AM

Plant Smith Client: FPL Data: Plant Smith CCR

Sanitas™ v.10.0.15 Software licensed to . UG

Box & Whiskers Plot

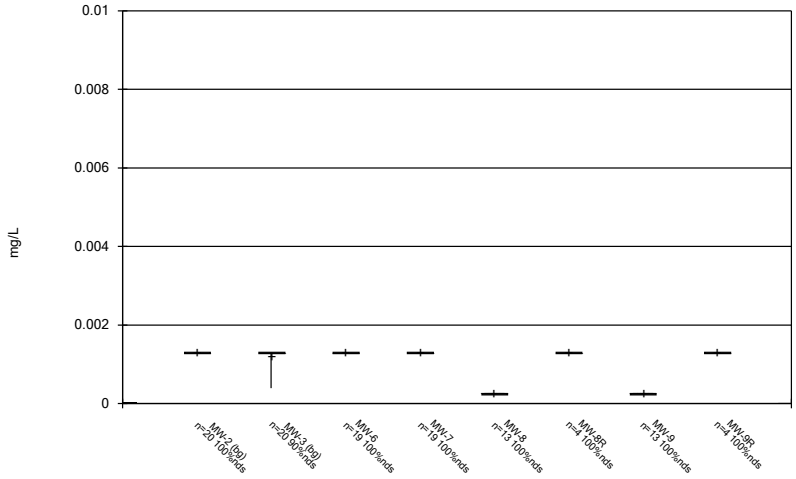

Constituent: Lead Analysis Run 12/15/2023 11:12 AM

Plant Smith Client: FPL Data: Plant Smith CCR

Sanitas™ v.10.0.15 Software licensed to . UG

Box & Whiskers Plot

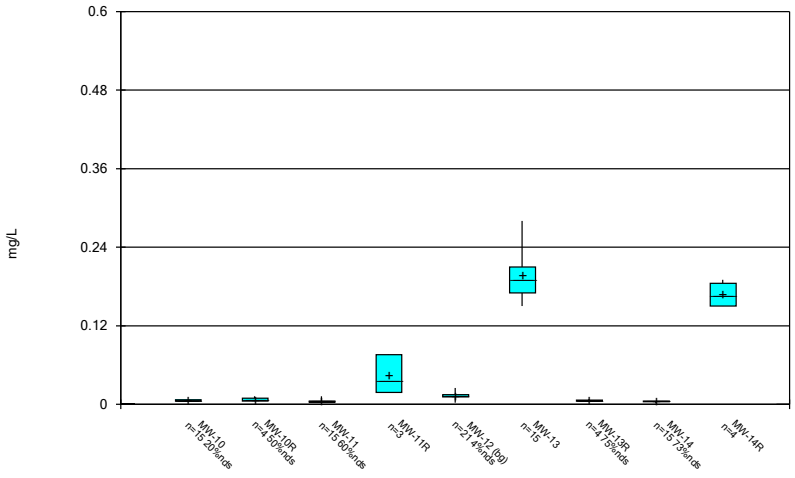

Constituent: Lithium Analysis Run 12/15/2023 11:12 AM

Plant Smith Client: FPL Data: Plant Smith CCR

Sanitas™ v.10.0.15 Software licensed to . UG

Box & Whiskers Plot

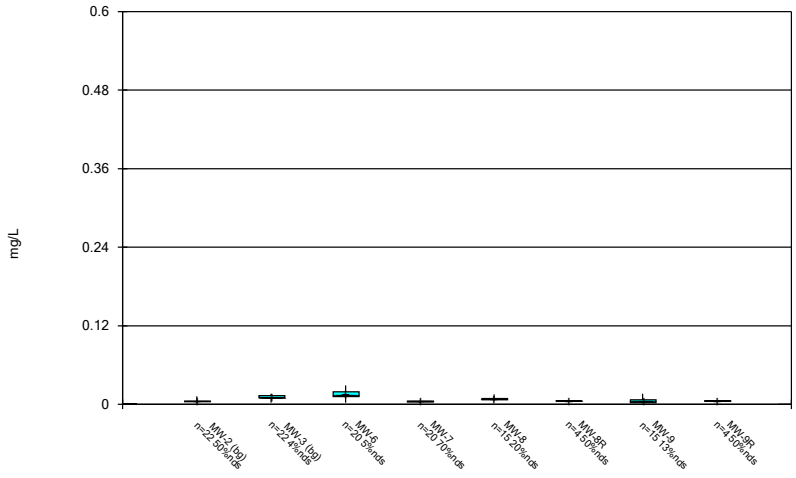

Constituent: Lithium Analysis Run 12/15/2023 11:12 AM

Plant Smith Client: FPL Data: Plant Smith CCR

Sanitas™ v.10.0.15 Software licensed to . UG

Box & Whiskers Plot

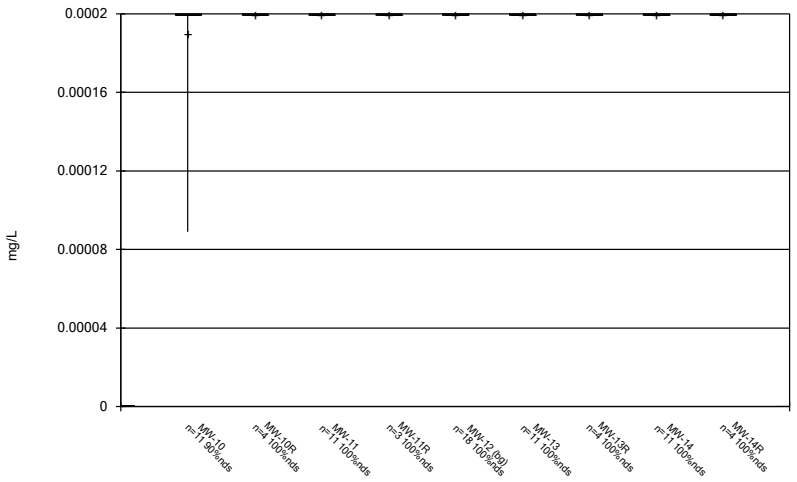

Constituent: Mercury Analysis Run 12/15/2023 11:12 AM
Plant Smith Client: FPL Data: Plant Smith CCR

Sanitas™ v.10.0.15 Software licensed to . UG

Box & Whiskers Plot

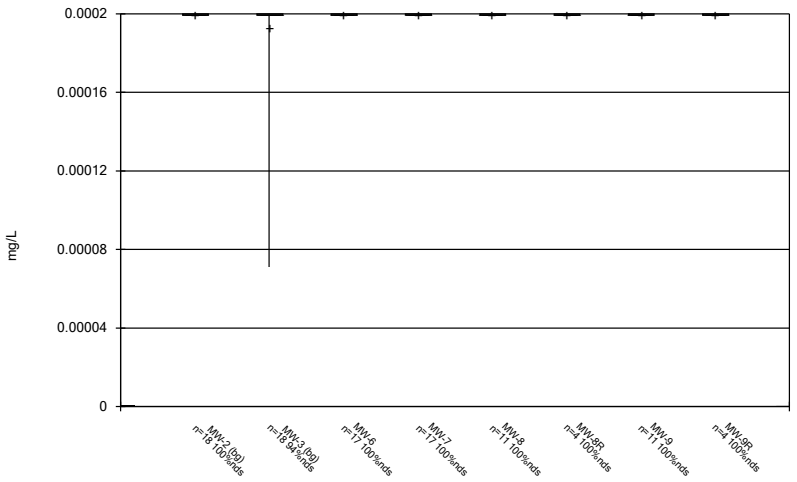

Constituent: Mercury Analysis Run 12/15/2023 11:12 AM
Plant Smith Client: FPL Data: Plant Smith CCR

Sanitas™ v.10.0.15 Software licensed to . UG

Box & Whiskers Plot

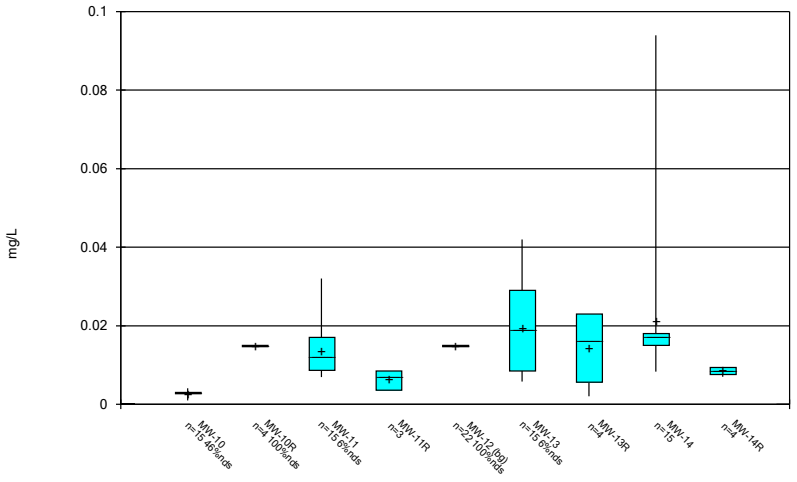

Constituent: Molybdenum Analysis Run 12/15/2023 11:12 AM
Plant Smith Client: FPL Data: Plant Smith CCR

Sanitas™ v.10.0.15 Software licensed to . UG

Box & Whiskers Plot

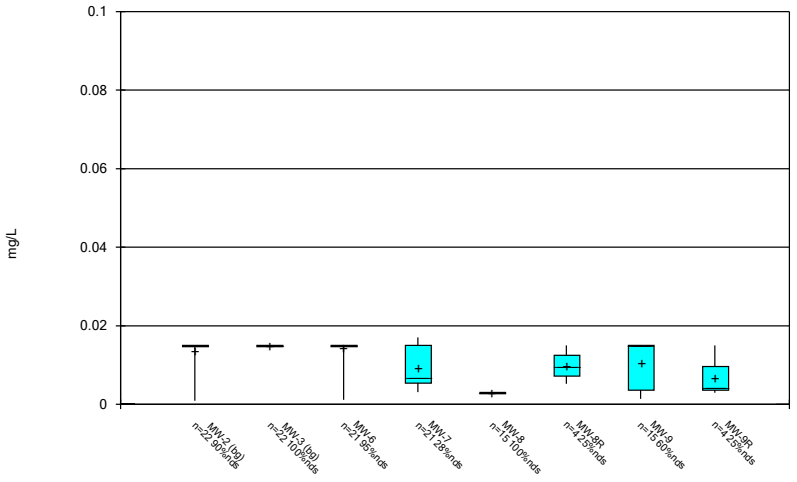

Constituent: Molybdenum Analysis Run 12/15/2023 11:12 AM
Plant Smith Client: FPL Data: Plant Smith CCR

Sanitas™ v.10.0.15 Software licensed to . UG

Box & Whiskers Plot

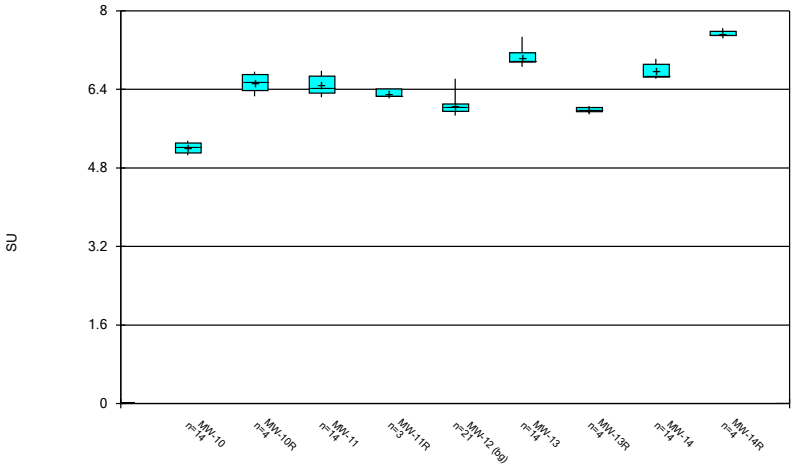

Constituent: pH, Field Analysis Run 12/15/2023 11:12 AM

Plant Smith Client: FPL Data: Plant Smith CCR

Sanitas™ v.10.0.15 Software licensed to . UG

Box & Whiskers Plot

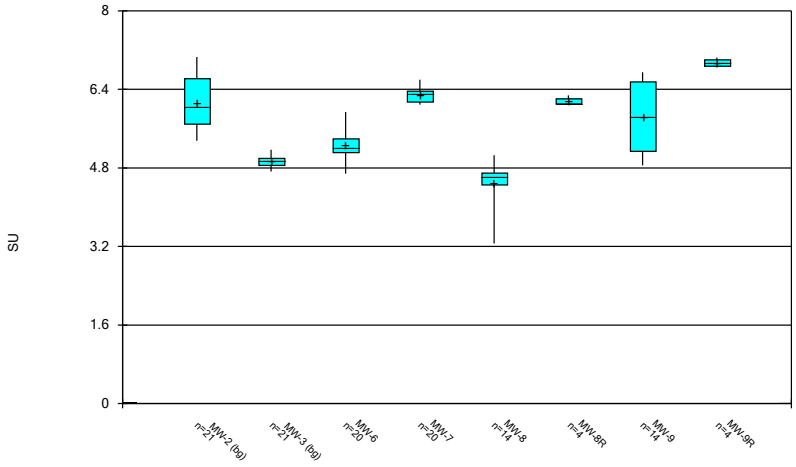

Constituent: pH, Field Analysis Run 12/15/2023 11:12 AM

Plant Smith Client: FPL Data: Plant Smith CCR

Sanitas™ v.10.0.15 Software licensed to . UG

Box & Whiskers Plot

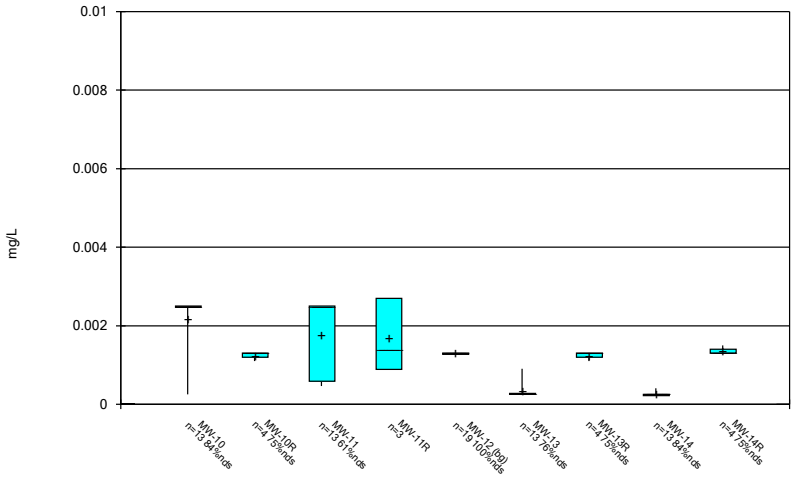

Constituent: Selenium Analysis Run 12/15/2023 11:12 AM

Plant Smith Client: FPL Data: Plant Smith CCR

Sanitas™ v.10.0.15 Software licensed to . UG

Box & Whiskers Plot

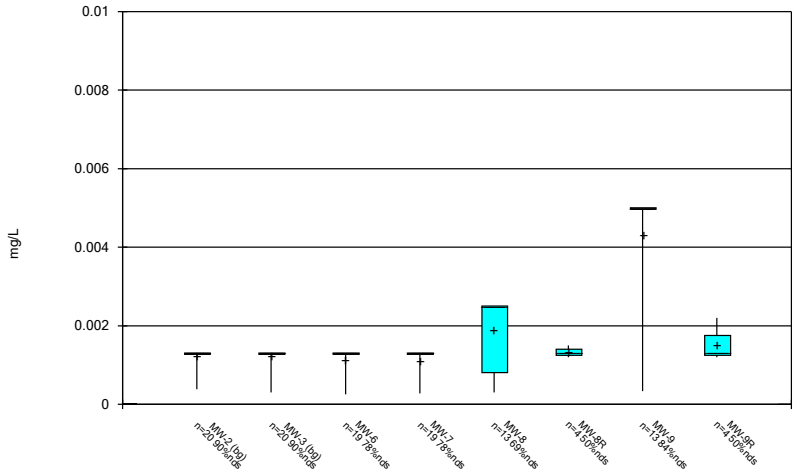

Constituent: Selenium Analysis Run 12/15/2023 11:12 AM

Plant Smith Client: FPL Data: Plant Smith CCR

Sanitas™ v.10.0.15 Software licensed to . UG

Box & Whiskers Plot

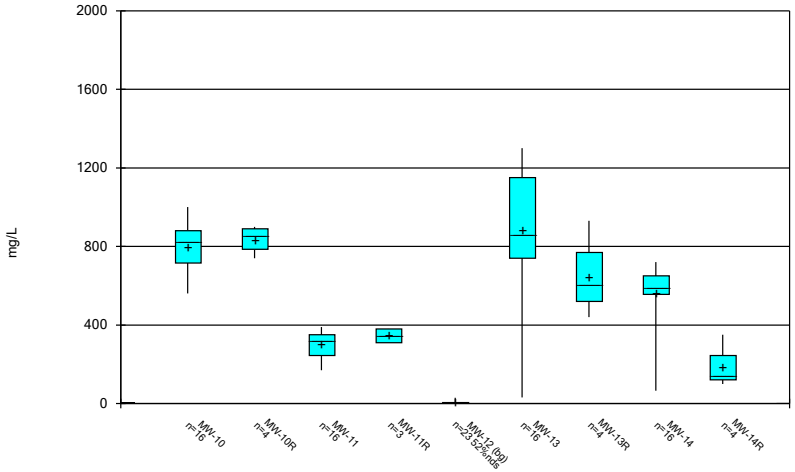

Constituent: Sulfate as SO4 Analysis Run 12/15/2023 11:12 AM

Plant Smith Client: FPL Data: Plant Smith CCR

Sanitas™ v.10.0.15 Software licensed to . UG

Box & Whiskers Plot

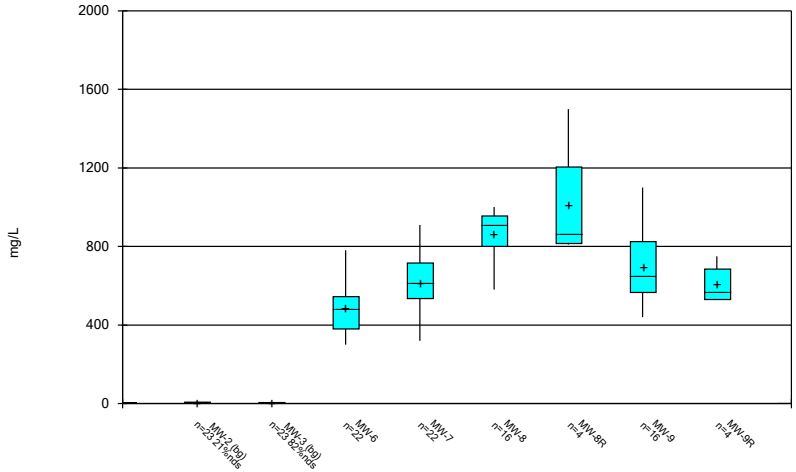

Constituent: Sulfate as SO4 Analysis Run 12/15/2023 11:12 AM

Plant Smith Client: FPL Data: Plant Smith CCR

Sanitas™ v.10.0.15 Software licensed to . UG

Box & Whiskers Plot

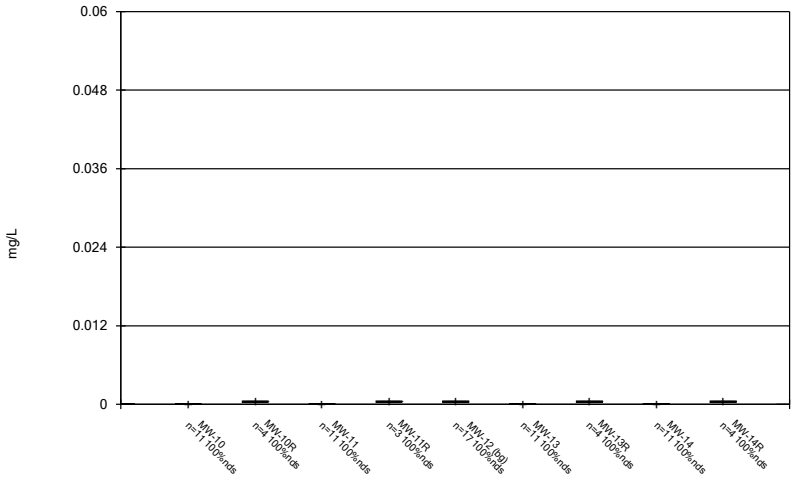

Constituent: Thallium Analysis Run 12/15/2023 11:12 AM

Plant Smith Client: FPL Data: Plant Smith CCR

Sanitas™ v.10.0.15 Software licensed to . UG

Box & Whiskers Plot

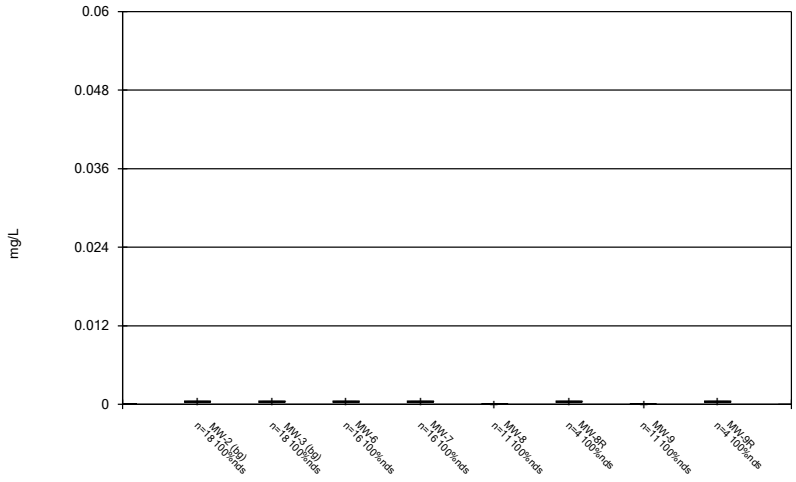

Constituent: Thallium Analysis Run 12/15/2023 11:12 AM

Plant Smith Client: FPL Data: Plant Smith CCR

Box & Whiskers Plot

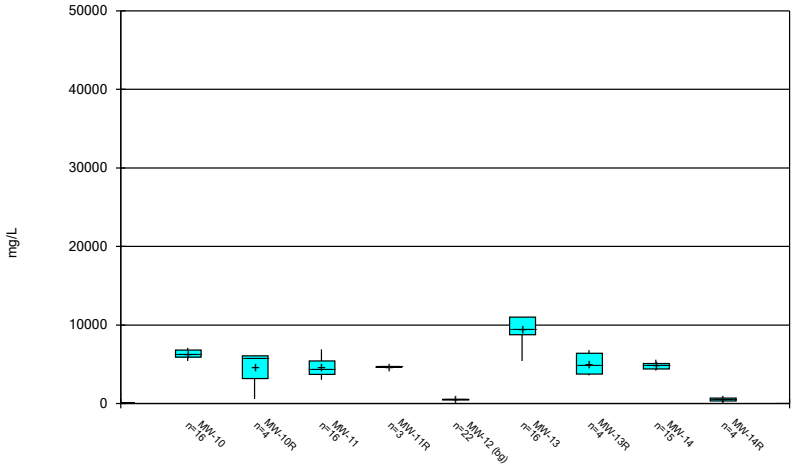

Constituent: Total Dissolved Solids [TDS] Analysis Run 12/15/2023 11:12 AM
Plant Smith Client: FPL Data: Plant Smith CCR

Sanitas™ v.10.0.15 Software licensed to . UG

Box & Whiskers Plot

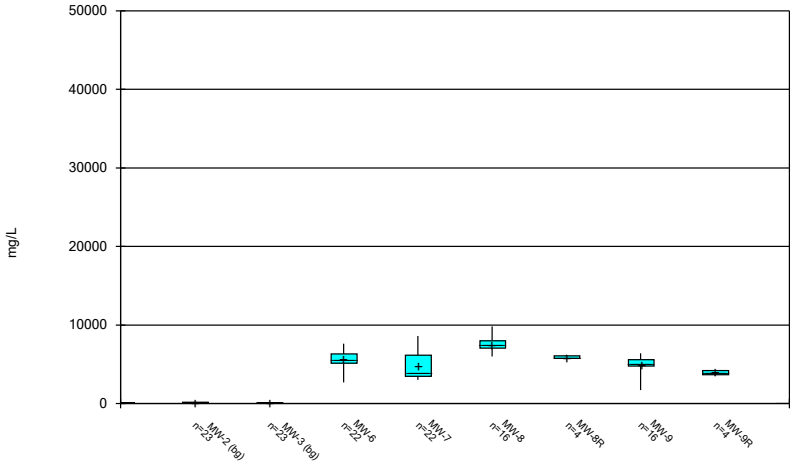

Constituent: Total Dissolved Solids [TDS] Analysis Run 12/15/2023 11:12 AM
Plant Smith Client: FPL Data: Plant Smith CCR

FIGURE C.

Outlier Summary

Plant Smith Client: FPL Data: Plant Smith CCR Printed 11/27/2023, 11:29 AM

	MW-12 Cadmium (mg/L)	MW-12 Calcium, total (mg/L)	MW-12 Chromium (mg/L)	MW-12 Cobalt (mg/L)	MW-12 Lithium (mg/L)	MW-12 Selenium (mg/L)	MW-12 Thallium (mg/L)	MW-12 Total Dissolved Solids [TDS] (mg/L)	MW-14 Total Dissolved Solids [TDS] (mg/L)
2/22/2016			0.012 (J,O)						
6/27/2016								4200 (O)	
3/11/2019									45500 (OD)
9/16/2021	0.035 (O)	250 (O)		0.26 (O)	0.17 (O)	0.009 (O)	0.0043 (O)		

FIGURE D.

Appendix III Intrawell Prediction Limits - Significant Results

Plant Smith Client: FPL Data: Plant Smith CCR Printed 11/28/2023, 11:58 AM

Constituent	Well	Upper Lim.	Lower Lim.	Date	Observ.	Sig.	Bg N	Bg Mean	Std. Dev.	%NDs	ND Adj.	Transform	Alpha	Method
pH, Field (SU)	**MW-12**	**6.62**	**5.9**	**8/28/2023**	**5.88**	**Yes**	**18**	**n/a**	**n/a**	**0**	**n/a**	**n/a**	**0.01075**	**NP Intra (normality) 1 of 2**

Appendix III Intrawell Prediction Limits - All Results

Plant Smith Client: FPL Data: Plant Smith CCR Printed 11/28/2023, 11:58 AM

Constituent	Well	Upper Lim.	Lower Lim.	Date	Observ.	Sig.	Bg N	Bg Mean	Std. Dev.	%NDs	ND Adj.	Transform	Alpha	Method
pH, Field (SU)	**MW-12**	**6.62**	**5.9**	**8/28/2023**	**5.88**	**Yes**	**18**	**n/a**	**n/a**	**0**	**n/a**	**n/a**	**0.01075**	**NP Intra (normality) 1 of 2**
pH, Field (SU)	MW-2	7.102	5.233	8/28/2023	5.56	No	18	6.168	0.5202	0	None	No	0.001878	Param Intra 1 of 2
pH, Field (SU)	MW-3	5.148	4.728	8/28/2023	4.83	No	18	4.938	0.1168	0	None	No	0.001878	Param Intra 1 of 2

Sanitas™ v.10.0.13b Software licensed to . UG

Exceeds Limits

Prediction Limit

Intrawell Non-parametric

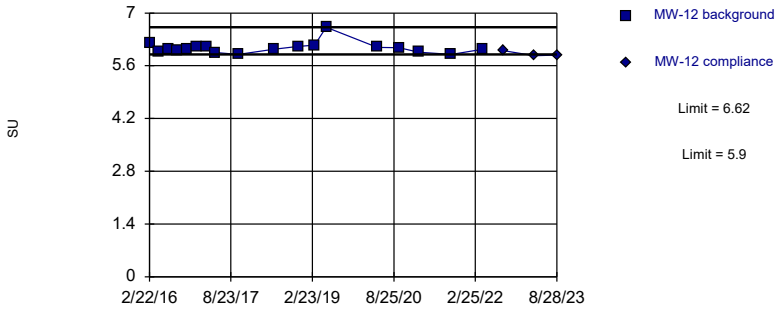

Non-parametric test used in lieu of parametric prediction limit because the Shapiro Wilk normality test showed the data to be non-normal at the 0.05 alpha level. Limits are highest and lowest of 18 background values. Well-constituent pair annual alpha = 0.02143. Individual comparison alpha = 0.01075 (1 of 2).

Constituent: pH, Field Analysis Run 11/28/2023 11:57 AM View: Appendix III Intrawell
Plant Smith Client: FPL Data: Plant Smith CCR

Sanitas™ v.10.0.13b Software licensed to . UG

Within Limits

Prediction Limit

Intrawell Parametric

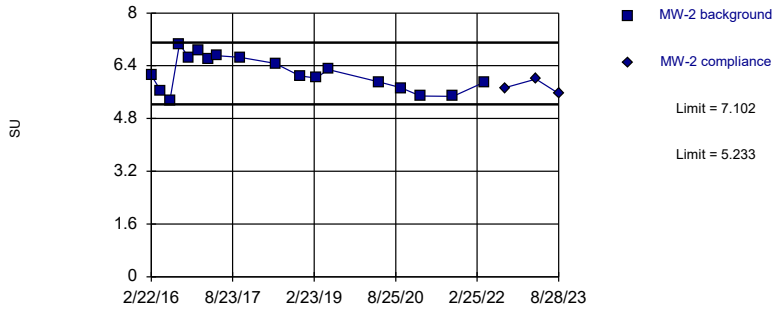

Background Data Summary: Mean=6.168, Std. Dev.=0.5202, n=18. Normality test: Shapiro Wilk @alpha = 0.05, calculated = 0.9577, critical = 0.897. Kappa = 1.796 (c=7, w=2, 1 of 2, event alpha = 0.05132). Report alpha = 0.003756.

Constituent: pH, Field Analysis Run 11/28/2023 11:57 AM View: Appendix III Intrawell
Plant Smith Client: FPL Data: Plant Smith CCR

Sanitas™ v.10.0.13b Software licensed to . UG

Within Limits

Prediction Limit

Intrawell Parametric

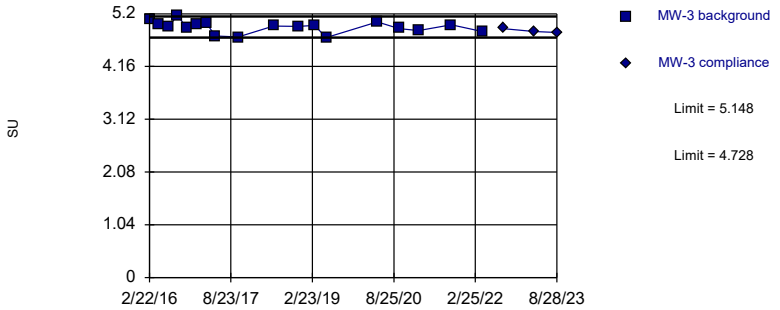

Background Data Summary: Mean=4.938, Std. Dev.=0.1168, n=18. Normality test: Shapiro Wilk @alpha = 0.05, calculated = 0.9618, critical = 0.897. Kappa = 1.796 (c=7, w=2, 1 of 2, event alpha = 0.05132). Report alpha = 0.003756.

Constituent: pH, Field Analysis Run 11/28/2023 11:57 AM View: Appendix III Intrawell
Plant Smith Client: FPL Data: Plant Smith CCR

Prediction Limit

Constituent: pH, Field (SU) Analysis Run 11/28/2023 11:58 AM View: Appendix III Intrawell

Plant Smith Client: FPL Data: Plant Smith CCR

	MW-12	MW-12
2/22/2016	6.19 (B01)	
4/26/2016	5.99 (B02)	
6/27/2016	6.04 (B03)	
8/29/2016	6.01 (B04)	
11/1/2016	6.03 (B05)	
1/4/2017	6.1 (B06)	
3/10/2017	6.1 (B07)	
5/11/2017	5.95 (B08)	
10/12/2017	5.9	
6/6/2018	6.04	
11/19/2018	6.11	
3/11/2019	6.15	
5/28/2019	6.62	
5/5/2020	6.09	
9/29/2020	6.08	
2/9/2021	5.96	
9/16/2021	5.9	
4/14/2022	6.04	
9/1/2022		6
3/28/2023		5.87
8/28/2023		5.88

Prediction Limit

Constituent: pH, Field (SU) Analysis Run 11/28/2023 11:58 AM View: Appendix III Intrawell

Plant Smith Client: FPL Data: Plant Smith CCR

	MW-2	MW-2
2/22/2016	6.11 (B01)	
4/25/2016	5.65 (B02)	
6/27/2016	5.35 (B03)	
8/29/2016	7.06 (B04)	
11/1/2016	6.65 (B05)	
1/4/2017	6.88 (B06)	
3/10/2017	6.59 (B07)	
5/11/2017	6.7 (B08)	
10/12/2017	6.66	
6/6/2018	6.47	
11/19/2018	6.09	
3/11/2019	6.03	
5/28/2019	6.29	
5/5/2020	5.91	
9/29/2020	5.73	
2/9/2021	5.48	
9/16/2021	5.47	
4/14/2022	5.9	
9/1/2022		5.73
3/28/2023		6
8/28/2023		5.56

Prediction Limit

Constituent: pH, Field (SU) Analysis Run 11/28/2023 11:58 AM View: Appendix III Intrawell

Plant Smith Client: FPL Data: Plant Smith CCR

	MW-3	MW-3
2/22/2016	5.09 (B01)	
4/25/2016	5 (B02)	
6/27/2016	4.94 (B03)	
8/29/2016	5.17 (B04)	
11/1/2016	4.91 (B05)	
1/4/2017	4.99 (B06)	
3/10/2017	5.02 (B07)	
5/11/2017	4.76 (B08)	
10/12/2017	4.74	
6/6/2018	4.96	
11/19/2018	4.95	
3/11/2019	4.97	
5/28/2019	4.73	
5/5/2020	5.04	
9/29/2020	4.91	
2/9/2021	4.87	
9/16/2021	4.98	
4/14/2022	4.85	
9/1/2022		4.91
3/28/2023		4.85
8/28/2023		4.83

FIGURE E.

Appendix III Interwell Prediction Limits - All Results

Plant Smith Client: FPL Data: Plant Smith CCR Printed 11/28/2023, 11:55 AM

Constituent	Well	Upper Lim.	Lower Lim.	Date	Observ.	Sig.	Bg N	Bg Mean	Std. Dev.	%NDs	ND Adj.	Transform	Alpha	Method
Boron, total (mg/L)	n/a	0.33	n/a	n/a	2 future	n/a	69	n/a	n/a	42.03	n/a	n/a	0.0004039	NP Inter (normality) 1 of 2
Calcium, total (mg/L)	n/a	49	n/a	n/a	2 future	n/a	68	n/a	n/a	0	n/a	n/a	0.0004176	NP Inter (normality) 1 of 2
Chloride, Total (mg/L)	n/a	230	n/a	n/a	2 future	n/a	69	n/a	n/a	0	n/a	n/a	0.0004039	NP Inter (normality) 1 of 2
Fluoride, total (mg/L)	n/a	0.28	n/a	n/a	2 future	n/a	69	n/a	n/a	27.54	n/a	n/a	0.0004039	NP Inter (normality) 1 of 2
Sulfate as SO4 (mg/L)	n/a	29	n/a	n/a	2 future	n/a	69	n/a	n/a	52.17	n/a	n/a	0.0004039	NP Inter (NDs) 1 of 2
Total Dissolved Solids [TDS] (mg/L)	n/a	600	n/a	n/a	2 future	n/a	68	n/a	n/a	0	n/a	n/a	0.0004176	NP Inter (normality) 1 of 2

Sanitas™ v.10.0.13b Software licensed to . UG

Prediction Limit

Interwell Non-parametric



Non-parametric test used in lieu of parametric prediction limit because the Shapiro Francia normality test showed the data to be non-normal at the 0.01 alpha level. Limit is highest of 69 background values. 42.03% NDs. Annual per-constituent alpha = 0.001615. Individual comparison alpha = 0.0004039 (1 of 2). Assumes 2 future values.

Constituent: Boron, total Analysis Run 11/28/2023 11:55 AM View: Appendix III Interwell
Plant Smith Client: FPL Data: Plant Smith CCR

Sanitas™ v.10.0.13b Software licensed to . UG

Prediction Limit

Interwell Non-parametric



Non-parametric test used in lieu of parametric prediction limit because the Shapiro Francia normality test showed the data to be non-normal at the 0.01 alpha level. Limit is highest of 68 background values. Annual per-constituent alpha = 0.001669. Individual comparison alpha = 0.0004176 (1 of 2). Assumes 2 future values.

Constituent: Calcium, total Analysis Run 11/28/2023 11:55 AM View: Appendix III Interwell
Plant Smith Client: FPL Data: Plant Smith CCR

Sanitas™ v.10.0.13b Software licensed to . UG

Prediction Limit

Interwell Non-parametric



Non-parametric test used in lieu of parametric prediction limit because the Shapiro Francia normality test showed the data to be non-normal at the 0.01 alpha level. Limit is highest of 69 background values. Annual per-constituent alpha = 0.001615. Individual comparison alpha = 0.0004039 (1 of 2). Assumes 2 future values.

Constituent: Chloride, Total Analysis Run 11/28/2023 11:55 AM View: Appendix III Interwell
Plant Smith Client: FPL Data: Plant Smith CCR

Sanitas™ v.10.0.13b Software licensed to . UG

Prediction Limit

Interwell Non-parametric



Non-parametric test used in lieu of parametric prediction limit because the Shapiro Francia normality test showed the data to be non-normal at the 0.01 alpha level. Limit is highest of 69 background values. 27.54% NDs. Annual per-constituent alpha = 0.001615. Individual comparison alpha = 0.0004039 (1 of 2). Assumes 2 future values.

Constituent: Fluoride, total Analysis Run 11/28/2023 11:55 AM View: Appendix III Interwell
Plant Smith Client: FPL Data: Plant Smith CCR

Sanitas™ v.10.0.13b Software licensed to . UG

Prediction Limit

Interwell Non-parametric



Non-parametric test used in lieu of parametric prediction limit because censored data exceeded 50%. Limit is highest of 69 background values. 52.17% NDs. Annual per-constituent alpha = 0.001615. Individual comparison alpha = 0.0004039 (1 of 2). Assumes 2 future values.

Constituent: Sulfate as SO4 Analysis Run 11/28/2023 11:55 AM View: Appendix III Interwell
Plant Smith Client: FPL Data: Plant Smith CCR

Sanitas™ v.10.0.13b Software licensed to . UG

Prediction Limit

Interwell Non-parametric



Non-parametric test used in lieu of parametric prediction limit because the Shapiro Francia normality test showed the data to be non-normal at the 0.01 alpha level. Limit is highest of 68 background values. Annual per-constituent alpha = 0.001669. Individual comparison alpha = 0.0004176 (1 of 2). Assumes 2 future values.

Constituent: Total Dissolved Solids [TDS] Analysis Run 11/28/2023 11:55 AM View: Appendix III Interwell
Plant Smith Client: FPL Data: Plant Smith CCR

Prediction Limit

Constituent: Boron, total (mg/L) Analysis Run 11/28/2023 11:55 AM View: Appendix III Interwell

Plant Smith Client: FPL Data: Plant Smith CCR

	MW-12 (bg)	MW-3 (bg)	MW-2 (bg)
2/22/2016	0.14 (J)	<0.05	<0.05
4/25/2016		<0.05	0.022 (J)
4/26/2016	0.27		
6/27/2016	0.083	<0.05	0.032 (J)
8/29/2016	<0.05 (*)	<0.05	<0.05 (*)
11/1/2016	0.1	<0.05	<0.05
1/4/2017	0.062	<0.05	<0.05
3/10/2017	0.06	<0.05	0.032 (J)
5/11/2017	0.33	0.18	0.23
10/12/2017	0.082	<0.05	<0.05
3/20/2018	0.072	<0.05	
3/21/2018			<0.05
6/6/2018	0.077	<0.05	0.027 (J)
11/19/2018	0.071	<0.05	0.045 (J)
3/11/2019	<0.05	<0.05	<0.05
5/28/2019	0.024 (J)	<0.05	<0.05
11/18/2019	0.075	0.0094 (IV)	0.036 (V)
5/5/2020	0.11	0.0073 (J)	0.041
9/29/2020	0.086	<0.05	0.04
2/9/2021	0.09	<0.05	0.024 (I)
9/16/2021	0.11	<0.05	0.045 (I)
4/14/2022	0.076	<0.05	0.024 (J)
9/1/2022	0.083	<0.05	0.032 (J)
3/28/2023	0.11	0.027 (J)	0.037 (J)
8/28/2023	0.13	<0.05	0.064

ND substitution: RL or RL/2 if <15% NDs.

Prediction Limit

Constituent: Calcium, total (mg/L) Analysis Run 11/28/2023 11:55 AM View: Appendix III Interwell

Plant Smith Client: FPL Data: Plant Smith CCR

	MW-12 (bg)	MW-2 (bg)	MW-3 (bg)
2/22/2016	23	12	1.9
4/25/2016		11	1.8
4/26/2016	33		
6/27/2016	29	7.7	1.7
8/29/2016	28	48	1.7
11/1/2016	36	49	1.9
1/4/2017	36	44	1.8
3/10/2017	37	46	1.9
5/11/2017	31	43	1.7
10/12/2017	32	45	1.9
3/20/2018	34		1.9
3/21/2018		45	
6/6/2018	30	32	1.8
11/19/2018	38	20	1.8
3/11/2019	31	16	1.9
5/28/2019	37	35	2.1
11/18/2019	30	44	1.9
5/5/2020	31	13	2.3
9/29/2020	41	9.6	2.6
2/9/2021	26	9.1	2.4
9/16/2021	250 (O)	6.9	2.6
4/14/2022	30	17	2.8
9/1/2022	31	9.7	2.9
3/28/2023	23	20	2.9
8/28/2023	27	9.2	2.7

Prediction Limit

Constituent: Chloride, Total (mg/L) Analysis Run 11/28/2023 11:55 AM View: Appendix III Interwell

Plant Smith Client: FPL Data: Plant Smith CCR

	MW-12 (bg)	MW-3 (bg)	MW-2 (bg)
2/22/2016	140	11	15
4/25/2016		10	18
4/26/2016	190		
6/27/2016	170	11	17
8/29/2016	180	11	16
11/1/2016	230	11	11
1/4/2017	220	11	11
3/10/2017	210	11	14
5/11/2017	200	12	11
10/12/2017	190	12	12
3/20/2018	190	11	
3/21/2018			9.3
6/6/2018	190	11	13
11/19/2018	210	19.9 (D)	13
3/11/2019	190	13	12
5/28/2019	190	13	13
11/18/2019	210	14	12
5/5/2020	200	15	13
9/29/2020	200	16	14
2/9/2021	150	15	20
9/16/2021	160	15	11
4/14/2022	180	16	12
9/1/2022	160	12	8.5
3/28/2023	160	12	7.7
8/28/2023	170	19	19

Prediction Limit

Constituent: Fluoride, total (mg/L) Analysis Run 11/28/2023 11:55 AM View: Appendix III Interwell

Plant Smith Client: FPL Data: Plant Smith CCR

	MW-12 (bg)	MW-3 (bg)	MW-2 (bg)
2/22/2016	0.09 (J)	0.04 (J)	0.06 (J)
4/25/2016		<0.1	0.04 (J)
4/26/2016	0.08 (J)		
6/27/2016	0.08 (J)	<0.1	0.04 (J)
8/29/2016	0.09 (J)	0.04 (J)	0.16
11/1/2016	0.08 (J)	<0.1	0.17
1/4/2017	0.1	<0.1	0.23
3/10/2017	0.1	<0.1	0.21
5/11/2017	0.1	<0.1	0.23
10/12/2017	0.12	<0.1	0.27
3/20/2018	0.12	<0.1	
3/21/2018			0.28
6/6/2018	0.12	0.04 (J)	0.19
11/19/2018	0.13	0.04 (J)	0.12
3/11/2019	0.12	0.04 (J)	0.08 (J)
5/28/2019	0.13	0.04 (J)	0.13
11/18/2019	0.14	<0.1	0.17
5/5/2020	0.15 (V)	0.05 (J)	0.09 (J)
9/29/2020	0.15	<0.1	0.06
2/9/2021	0.11	<0.1	0.06 (I)
9/16/2021	0.11	<0.1	<0.1
4/14/2022	0.12	<0.1	0.14
9/1/2022	<0.1	<0.1	<0.1
3/28/2023	0.11	<0.1	0.13
8/28/2023	0.13	<0.1	0.088 (J)

ND substitution: RL or RL/2 if <15% NDs.

Prediction Limit

Constituent: Sulfate as SO4 (mg/L) Analysis Run 11/28/2023 11:55 AM View: Appendix III Interwell

Plant Smith Client: FPL Data: Plant Smith CCR

	MW-12 (bg)	MW-3 (bg)	MW-2 (bg)
2/22/2016	<5	<5	6.3
4/25/2016		1.4 (J)	6.1
4/26/2016	<5		
6/27/2016	1.6 (J)	<5	6.6
8/29/2016	<5	<5	4.5 (J)
11/1/2016	<5	<5	<5
1/4/2017	<5	<5 (*)	<5 (*)
3/10/2017	<5	<5	2.3 (J)
5/11/2017	<5	<5	<5
10/12/2017	<5	<5	<5
3/20/2018	1.8 (J)	<5	
3/21/2018			<5
6/6/2018	2.3 (J)	<5	4.8 (J)
11/19/2018	2.2 (J)	7.473 (D)	4.4 (J)
3/11/2019	1.5 (J)	<5	5.2
5/28/2019	3 (J)	<5	4.3 (J)
11/18/2019	<5	<5	2.8 (I)
5/5/2020	<5	<5	4.4 (J)
9/29/2020	3.3	<5	4.8
2/9/2021	<5	<5	9.2
9/16/2021	<5	<5	5
4/14/2022	18	3 (J)	9.6
9/1/2022	19	1.4 (J)	4.5 (J)
3/28/2023	4.5 (J)	<5	8.8
8/28/2023	29	<5	7.4 (J)

ND substitution: RL or RL/2 if <15% NDs.

Prediction Limit

Constituent: Total Dissolved Solids [TDS] (mg/L) Analysis Run 11/28/2023 11:55 AM View: Appendix III Interwell

Plant Smith Client: FPL Data: Plant Smith CCR

	MW-12 (bg)	MW-2 (bg)	MW-3 (bg)
2/22/2016	410	74	46
5/11/2016	410	200	42
6/27/2016	4200 (O)	42	24
8/29/2016	490	200	42
11/1/2016	540	220	64
1/4/2017	520	140	44
3/10/2017	490	160	16
5/11/2017	490	190	42
10/12/2017	470	150	30
3/20/2018	510		12
3/21/2018		150	
6/6/2018	460	160	46
11/19/2018	490	88 (D)	22
3/11/2019	440	72	12
5/28/2019	540	140	110
11/18/2019	560	170	52
5/5/2020	430	54	34
9/29/2020	580	40	36
2/9/2021	500	130	66
9/16/2021	430	50	76
4/14/2022	480	64	68
9/1/2022	530	110	56
3/28/2023	600	98	92
8/28/2023	480	64	56

FIGURE F.

Appendix III Trend Tests - All Results (No Significant)

Plant Smith Client: FPL Data: Plant Smith CCR Printed 11/28/2023, 11:59 AM

Constituent	Well	Slope	Calc.	Critical	Sig.	N	%NDs	Normality	Alpha	Method
pH, Field (SU)	MW-12 (bg)	-0.01653	-51	-87	No	21	0	n/a	0.01	NP
pH, Field (SU)	MW-2 (bg)	-0.1445	-87	-87	No	21	0	n/a	0.01	NP
pH, Field (SU)	MW-3 (bg)	-0.02152	-78	-87	No	21	0	n/a	0.01	NP

Sanitas™ v.10.0.13b Software licensed to . UG

Sen's Slope Estimator

MW-12 (bg)

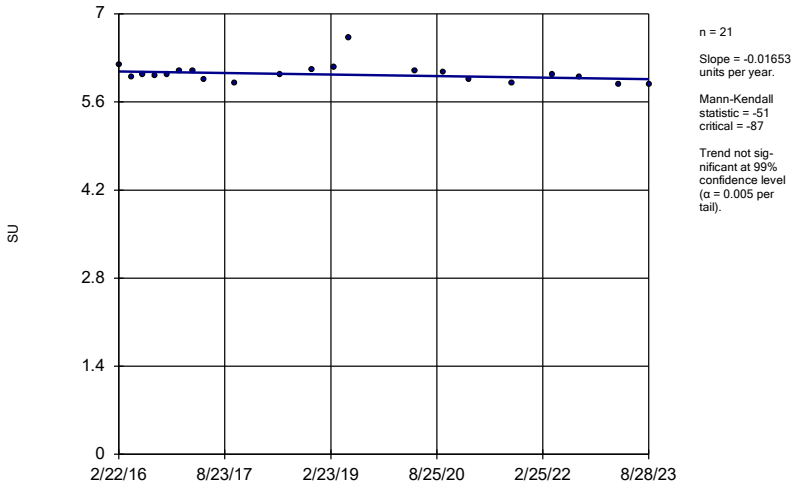

n = 21

Slope = -0.01653 units per year.

Mann-Kendall statistic = -51
critical = -87

Trend not significant at 99% confidence level (α = 0.005 per tail).

Constituent: pH, Field Analysis Run 11/28/2023 11:59 AM View: Appendix III Trend Tests
Plant Smith Client: FPL Data: Plant Smith CCR

Sanitas™ v.10.0.13b Software licensed to . UG

Sen's Slope Estimator

MW-2 (bg)

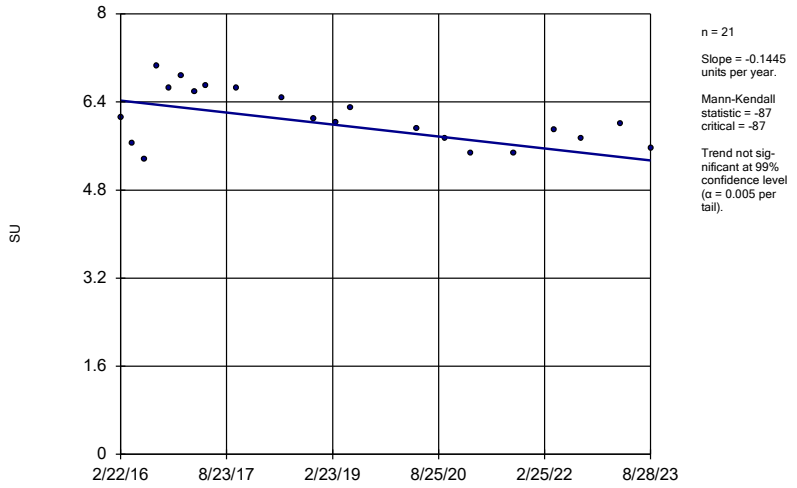

n = 21

Slope = -0.1445 units per year.

Mann-Kendall statistic = -87
critical = -87

Trend not significant at 99% confidence level (α = 0.005 per tail).

Constituent: pH, Field Analysis Run 11/28/2023 11:59 AM View: Appendix III Trend Tests
Plant Smith Client: FPL Data: Plant Smith CCR

Sanitas™ v.10.0.13b Software licensed to . UG

Sen's Slope Estimator

MW-3 (bg)

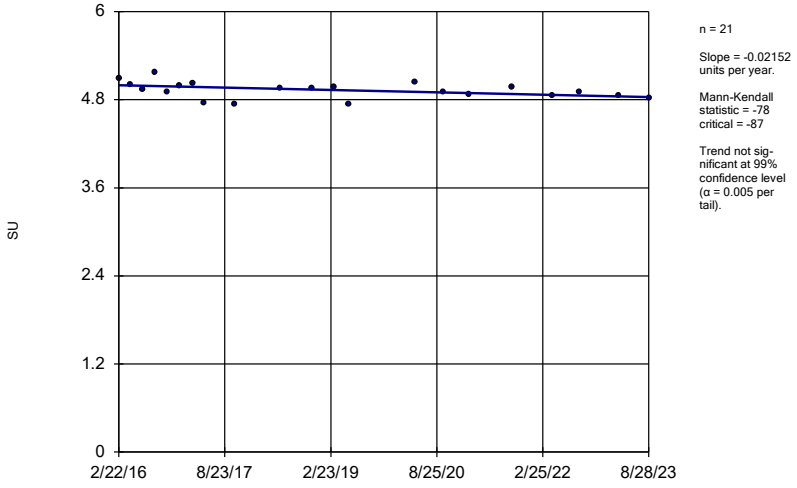

n = 21

Slope = -0.02152 units per year.

Mann-Kendall statistic = -78
critical = -87

Trend not significant at 99% confidence level (α = 0.005 per tail).

Constituent: pH, Field Analysis Run 11/28/2023 11:59 AM View: Appendix III Trend Tests
Plant Smith Client: FPL Data: Plant Smith CCR

FIGURE G.

Upper Tolerance Limits Summary Table

Plant Smith Client: FPL Data: Plant Smith CCR Printed 11/28/2023, 12:03 PM

Constituent	Upper Lim.	Date	Observ.	Sig.	Bg N	Bg Mean	Std. Dev.	%NDs	ND Adj.	Transform	Alpha	Method
Antimony (mg/L)	0.0025	n/a	n/a	n/a	54	n/a	n/a	100	n/a	n/a	0.06267	NP Inter(NDs)
Arsenic (mg/L)	0.0014	n/a	n/a	n/a	66	n/a	n/a	95.45	n/a	n/a	0.03387	NP Inter(NDs)
Barium (mg/L)	0.02856	n/a	n/a	n/a	66	0.129	0.02	4.545	None	sqrt(x)	0.05	Inter
Beryllium (mg/L)	0.0025	n/a	n/a	n/a	63	n/a	n/a	95.24	n/a	n/a	0.0395	NP Inter(NDs)
Cadmium (mg/L)	0.0025	n/a	n/a	n/a	53	n/a	n/a	100	n/a	n/a	0.06597	NP Inter(NDs)
Chromium (mg/L)	0.0074	n/a	n/a	n/a	65	n/a	n/a	47.69	n/a	n/a	0.03565	NP Inter(normality)
Cobalt (mg/L)	0.0025	n/a	n/a	n/a	59	n/a	n/a	100	n/a	n/a	0.04849	NP Inter(NDs)
Combined Radium 226 + 228 (pCi/L)	4.64	n/a	n/a	n/a	66	n/a	n/a	0	n/a	n/a	0.03387	NP Inter(normality)
Fluoride, total (mg/L)	0.28	n/a	n/a	n/a	69	n/a	n/a	27.54	n/a	n/a	0.02904	NP Inter(normality)
Lead (mg/L)	0.0013	n/a	n/a	n/a	60	n/a	n/a	96.67	n/a	n/a	0.04607	NP Inter(NDs)
Lithium (mg/L)	0.025	n/a	n/a	n/a	65	n/a	n/a	20	n/a	n/a	0.03565	NP Inter(normality)
Mercury (mg/L)	0.0002	n/a	n/a	n/a	54	n/a	n/a	98.15	n/a	n/a	0.06267	NP Inter(NDs)
Molybdenum (mg/L)	0.015	n/a	n/a	n/a	66	n/a	n/a	96.97	n/a	n/a	0.03387	NP Inter(NDs)
Selenium (mg/L)	0.0013	n/a	n/a	n/a	59	n/a	n/a	93.22	n/a	n/a	0.04849	NP Inter(NDs)
Thallium (mg/L)	0.0005	n/a	n/a	n/a	53	n/a	n/a	100	n/a	n/a	0.06597	NP Inter(NDs)

Sanitas™ v.10.0.13b Software licensed to . UG

Tolerance Limit

Interwell Non-parametric



Non-parametric test used in lieu of parametric tolerance limit because censored data exceeded 75%. All background values were censored; limit is most recent reporting limit. 91.99% coverage at alpha=0.01; 94.73% coverage at alpha=0.05; 98.63% coverage at alpha=0.5. Report alpha = 0.06267.

Constituent: Antimony Analysis Run 11/28/2023 12:01 PM View: Appendix IV UTLs
Plant Smith Client: FPL Data: Plant Smith CCR

Sanitas™ v.10.0.13b Software licensed to . UG

Tolerance Limit

Interwell Non-parametric



Non-parametric test used in lieu of parametric tolerance limit because censored data exceeded 75%. Limit is highest of 66 background values. 95.45% NDs. 93.16% coverage at alpha=0.01; 95.51% coverage at alpha=0.05; 99.02% coverage at alpha=0.5. Report alpha = 0.03387.

Constituent: Arsenic Analysis Run 11/28/2023 12:01 PM View: Appendix IV UTLs
Plant Smith Client: FPL Data: Plant Smith CCR

Sanitas™ v.10.0.13b Software licensed to . UG

Tolerance Limit

Interwell Parametric



95% coverage. Background Data Summary (based on square root transformation): Mean=0.129, Std. Dev.=0.02, n=66, 4.545% NDs. Normality test: Shapiro Francia @alpha = 0.01, calculated = 0.9708, critical = 0.948. Report alpha = 0.05.

Constituent: Barium Analysis Run 11/28/2023 12:01 PM View: Appendix IV UTLs
Plant Smith Client: FPL Data: Plant Smith CCR

Sanitas™ v.10.0.13b Software licensed to . UG

Tolerance Limit

Interwell Non-parametric



Non-parametric test used in lieu of parametric tolerance limit because censored data exceeded 75%. Limit is highest of 63 background values. 95.24% NDs. 92.77% coverage at alpha=0.01; 95.51% coverage at alpha=0.05; 99.02% coverage at alpha=0.5. Report alpha = 0.0395.

Constituent: Beryllium Analysis Run 11/28/2023 12:01 PM View: Appendix IV UTLs
Plant Smith Client: FPL Data: Plant Smith CCR

Sanitas™ v.10.0.13b Software licensed to . UG

Tolerance Limit

Interwell Non-parametric



Non-parametric test used in lieu of parametric tolerance limit because censored data exceeded 75%. All background values were censored; limit is most recent reporting limit. 91.6% coverage at alpha=0.01; 94.34% coverage at alpha=0.05; 98.63% coverage at alpha=0.5. Report alpha = 0.06597.

Constituent: Cadmium Analysis Run 11/28/2023 12:01 PM View: Appendix IV UTLs
Plant Smith Client: FPL Data: Plant Smith CCR

Sanitas™ v.10.0.13b Software licensed to . UG

Tolerance Limit

Interwell Non-parametric



Non-parametric test used in lieu of parametric tolerance limit because the Shapiro Francia normality test showed the data to be non-normal at the 0.01 alpha level. Limit is highest of 65 background values. 47.69% NDs. 93.16% coverage at alpha=0.01; 95.51% coverage at alpha=0.05; 99.02% coverage at alpha=0.5. Report alpha = 0.03565.

Constituent: Chromium Analysis Run 11/28/2023 12:01 PM View: Appendix IV UTLs
Plant Smith Client: FPL Data: Plant Smith CCR

Sanitas™ v.10.0.13b Software licensed to . UG

Tolerance Limit

Interwell Non-parametric



Non-parametric test used in lieu of parametric tolerance limit because censored data exceeded 75%. All background values were censored; limit is most recent reporting limit. 92.38% coverage at alpha=0.01; 95.12% coverage at alpha=0.05; 99.02% coverage at alpha=0.5. Report alpha = 0.04849.

Constituent: Cobalt Analysis Run 11/28/2023 12:01 PM View: Appendix IV UTLs
Plant Smith Client: FPL Data: Plant Smith CCR

Sanitas™ v.10.0.13b Software licensed to . UG

Tolerance Limit

Interwell Non-parametric



Non-parametric test used in lieu of parametric tolerance limit because the Shapiro Francia normality test showed the data to be non-normal at the 0.01 alpha level. Limit is highest of 66 background values. 93.16% coverage at alpha=0.01; 95.51% coverage at alpha=0.05; 99.02% coverage at alpha=0.5. Report alpha = 0.03387.

Constituent: Combined Radium 226 + 228 Analysis Run 11/28/2023 12:01 PM View: Appendix IV UTLs
Plant Smith Client: FPL Data: Plant Smith CCR

Sanitas™ v.10.0.13b Software licensed to . UG

Tolerance Limit

Interwell Non-parametric



Non-parametric test used in lieu of parametric tolerance limit because the Shapiro Francia normality test showed the data to be non-normal at the 0.01 alpha level. Limit is highest of 69 background values. 27.54% NDs. 93.55% coverage at alpha=0.01; 95.9% coverage at alpha=0.05; 99.02% coverage at alpha=0.5. Report alpha = 0.02904.

Constituent: Fluoride, total Analysis Run 11/28/2023 12:01 PM View: Appendix IV UTLs
Plant Smith Client: FPL Data: Plant Smith CCR

Sanitas™ v.10.0.13b Software licensed to . UG

Tolerance Limit

Interwell Non-parametric



Non-parametric test used in lieu of parametric tolerance limit because censored data exceeded 75%. Limit is highest of 60 background values. 96.67% NDs. 92.77% coverage at alpha=0.01; 95.12% coverage at alpha=0.05; 99.02% coverage at alpha=0.5. Report alpha = 0.04607.

Constituent: Lead Analysis Run 11/28/2023 12:01 PM View: Appendix IV UTLs
Plant Smith Client: FPL Data: Plant Smith CCR

Sanitas™ v.10.0.13b Software licensed to . UG

Tolerance Limit

Interwell Non-parametric



Non-parametric test used in lieu of parametric tolerance limit because the Shapiro Francia normality test showed the data to be non-normal at the 0.01 alpha level. Limit is highest of 65 background values. 20% NDs. 93.16% coverage at alpha=0.01; 95.51% coverage at alpha=0.05; 99.02% coverage at alpha=0.5. Report alpha = 0.03565.

Constituent: Lithium Analysis Run 11/28/2023 12:01 PM View: Appendix IV UTLs
Plant Smith Client: FPL Data: Plant Smith CCR

Sanitas™ v.10.0.13b Software licensed to . UG

Tolerance Limit

Interwell Non-parametric



Non-parametric test used in lieu of parametric tolerance limit because censored data exceeded 75%. Limit is highest of 54 background values. 98.15% NDs. 91.99% coverage at alpha=0.01; 94.73% coverage at alpha=0.05; 98.63% coverage at alpha=0.5. Report alpha = 0.06267.

Constituent: Mercury Analysis Run 11/28/2023 12:01 PM View: Appendix IV UTLs
Plant Smith Client: FPL Data: Plant Smith CCR

Sanitas™ v.10.0.13b Software licensed to . UG

Tolerance Limit

Interwell Non-parametric



Non-parametric test used in lieu of parametric tolerance limit because censored data exceeded 75%. Limit is highest of 66 background values. 96.97% NDs. 93.16% coverage at alpha=0.01; 95.51% coverage at alpha=0.05; 99.02% coverage at alpha=0.5. Report alpha = 0.03387.

Constituent: Molybdenum Analysis Run 11/28/2023 12:01 PM View: Appendix IV UTLs
Plant Smith Client: FPL Data: Plant Smith CCR

Sanitas™ v.10.0.13b Software licensed to . UG

Tolerance Limit

Interwell Non-parametric



Non-parametric test used in lieu of parametric tolerance limit because censored data exceeded 75%. Limit is highest of 59 background values. 93.22% NDs. 92.38% coverage at alpha=0.01; 95.12% coverage at alpha=0.05; 99.02% coverage at alpha=0.5. Report alpha = 0.04849.

Constituent: Selenium Analysis Run 11/28/2023 12:01 PM View: Appendix IV UTLs
Plant Smith Client: FPL Data: Plant Smith CCR

Sanitas™ v.10.0.13b Software licensed to . UG

Tolerance Limit

Interwell Non-parametric



Non-parametric test used in lieu of parametric tolerance limit because censored data exceeded 75%. All background values were censored; limit is most recent reporting limit. 91.6% coverage at alpha=0.01; 94.34% coverage at alpha=0.05; 98.63% coverage at alpha=0.5. Report alpha = 0.06597.

Constituent: Thallium Analysis Run 11/28/2023 12:01 PM View: Appendix IV UTLs
Plant Smith Client: FPL Data: Plant Smith CCR

FIGURE H.

PLANT SMITH GWPS				
Constituent Name	**MCL**	**CCR Rule Specified**	**Background**	**GWPS**
Antimony, Total (mg/L)	0.006		0.0025	0.006
Arsenic, Total (mg/L)	0.01		0.0014	0.01
Barium, Total (mg/L)	2		0.029	2
Beryllium, Total (mg/L)	0.004		0.0025	0.004
Cadmium, Total (mg/L)	0.005		0.0025	0.005
Chromium, Total (mg/L)	0.1		0.0074	0.1
Cobalt, Total (mg/L)	n/a	0.006	0.0025	0.006
Combined Radium, Total (pCi/L)	5		4.64	5
Fluoride, Total (mg/L)	4		0.28	4
Lead, Total (mg/L)		0.015	0.0013	0.015
Lithium, Total (mg/L)	n/a	0.04	0.025	0.04
Mercury, Total (mg/L)	0.002		0.0002	0.002
Molybdenum, Total (mg/L)	n/a	0.1	0.015	0.1
Selenium, Total (mg/L)	0.05		0.0013	0.05
Thallium, Total (mg/L)	0.002		0.0005	0.002

**MCL = Maximum Contaminant Level*

**CCR = Coal Combustion Residual*

**GWPS = Groundwater Protection Standard*