



<b>For Internal Use Only</b>
Tracking #: _____
Date Received: _____

**Consent Agreement Application Information:**

Date of Application: \_\_\_\_\_

Project Name

Individual Name

Company Name

Full Address

Phone Number

Email

**THE FOLLOWING INFORMATION MUST BE SUBMITTED WITH THIS APPLICATION BY EMAIL WITH HARD COPIES AND CHECK TO BE MAILED TO THE APPROPRIATE FPL REPRESENTATIVE.**

1.  A letter requesting and describing the proposed use along with the estimated start and end date of construction.
2.  An application fee made in the form of a check made payable to Florida Power & Light Company. **The application fee is non-refundable.** The amount of the check is determined by the complexity of consent request. Consult with the designated FPL real estate office to determine the appropriate application fee. **(See Page 3 for Contact Information)**
3.  One (1) copy in a 11x17 format (call for appropriate person before mailing and sending email - **(See Page 3 for Contact Information)**) of a detailed scalable site plan that includes the following:
  - Accurate depiction of the proposed use for the site and distances from the easement boundaries.
  - Accurate depiction of all transmission and distribution facilities (i.e. poles, guy wires and anchors, patrol road area) adjacent to or in the proposed use area including the limits of the FPL easement.
  - Transmission pole/structure numbers of all poles/structures within 600ft of the proposed use.  
**NOTE - Pole/Structure #'s are generally in a number-letter-number sequence (243M4) located at eye level.**
  - Locations of existing swales, ditches, ponds, rivers and/or canals located within the easement.
  - **If available**, submit survey drawings in AutoCAD or Micro Station format with your application.
4.  One (1) copy in a 11x17 format of a grading plan including profiles, showing existing and proposed elevation changes within easement, and the height of the conductor at the insulator attachment point above existing grade and PDF. Clearly show the maximum elevation change proposed in the easement and the location.
5.  One (1) copy in a 11x17 format of landscaping plan with planting list, depicting maximum maturity height of all proposed vegetation and PDF.
6.  One (1) copy in a 11x17 format lighting plan with material list, depicting fixture/pole heights from original grade and grounding specification and PDF.
7.  One (1) copy in a 11x17 of the utility plan with material list and method of installation (directional bore or trench) and PDF.
8.  Copy of a legal sketch and legal description in PDF of just the area within the transmission easement that will be encroached into by the project, once it has been approved. This is an exhibit to the Consent Agreement.
9.  The type of equipment in PDF, if any, that will be used during construction and/or stored after construction on the Florida Power & Light Right-Of-Way (bulldozer, cranes, front-end loaders, etc.).
10.  Include the correct name and address of the entity to which the Right-Of-Way Consent Agreement is to be issued when approved, along with the correct name and title of the person or persons that will be signing the Consent Agreement.

Simple right-of-way uses might not require all the documentation listed above. For simple uses, please contact the designated FPL real estate office. **(See Page 3 for Contact Information)**

After receipt of all needed information, Florida Power & Light Company will review in a timely manner on a case by case basis. **(See Page 2 for Process Map)**

All plans submitted must show the FPL easement area with the OR Book and Page, the structures, with the structure numbers, and dimension of how far away from our structures the work is to be performed.

By my signature below, I agree that I received the latest version of Florida Power & Light Company's Transmission Right-of-Way Use Policies and have read, understand and agree that my proposed use for the site will comply with same. Upon completion of the application process, the applicant or any representative thereof will have the sole responsibility for scheduling a safety meeting with an authorized FPL representative. I agree that the information provided in this application and the attachments submitted therewith are accurate and complete. I understand that any incomplete application may delay commencement of, processing of, or invalidate the application. I understand and agree that the application fee is non-refundable.

Signature of Applicant

Date

## CONSENT AGREEMENT APPLICATION FEE SCHEDULE

The application fee will be determined in accordance with the complexity of consent request:

- Category 1 fee is \$250
- Category 2 Fee is \$500
- Category 3 fee is \$750

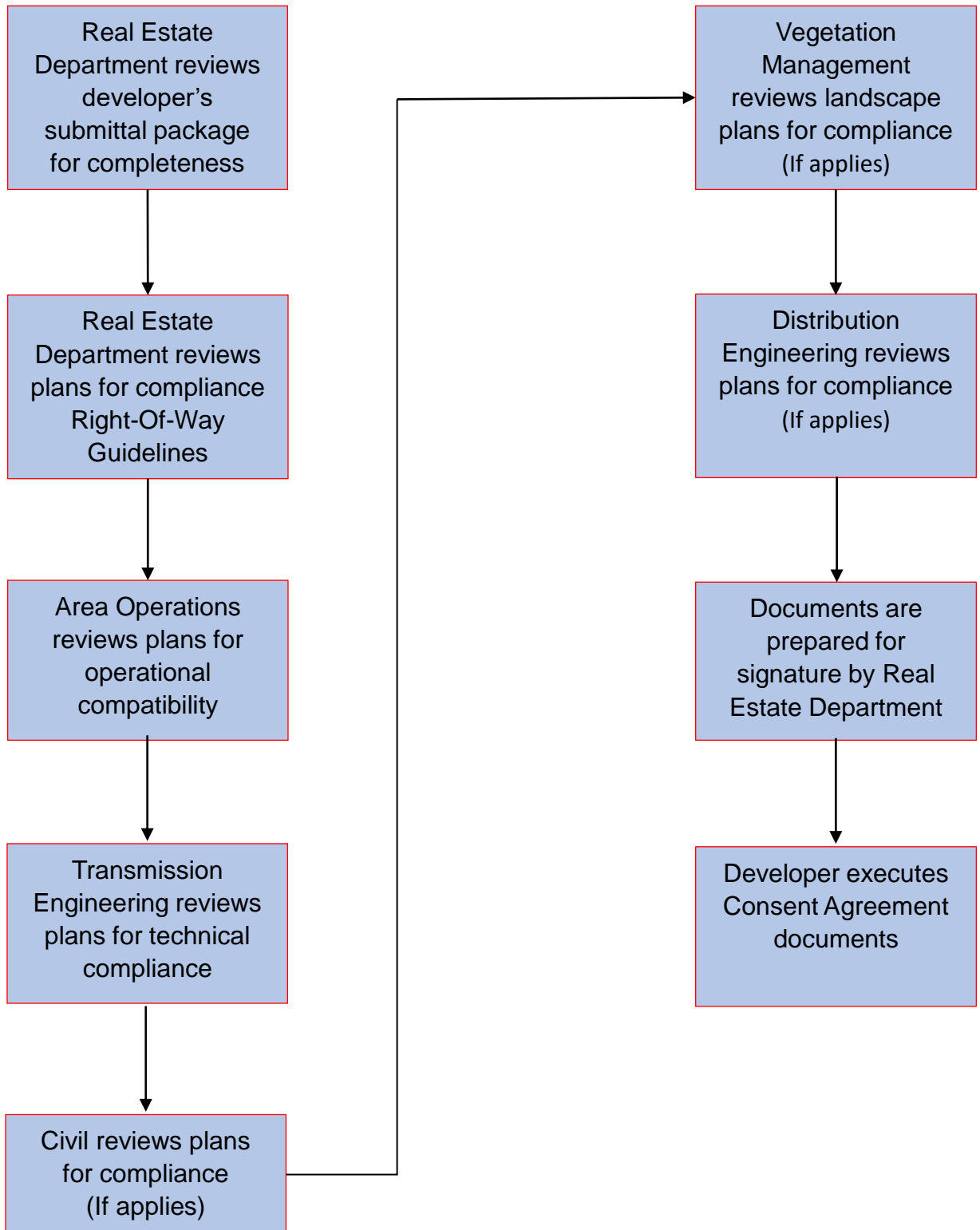
CATEGORY 1	CATEGORY 2	CATEGORY 3
Fencing & Gates	Temporary overflow parking	Road crossings with associated utilities
Any agricultural uses that do not require a change in ground elevation	Temporary storage areas	Permanent overflow parking areas
Any individual residential use not requiring a change in ground elevation	Agricultural uses requiring a change in ground elevation	Permanent storage yards
Signage	Residential uses requiring a change in ground elevation	Dry detention systems
		Pipeline crossings
		Commercial landscaping
		Any other permanent governmental/commercial/developmental type of use

In the event a consent request includes multiple categories or multiple items within a category, the application fee will be no more than the highest applicable category fee. For example:

- A consent request for a fence (Category 1) and permanent storage yard (Category 3) will result in an application fee of \$750
- A consent request for temporary overflow parking (Category 2) and temporary storage area (Category 2) will result in an application fee of \$500

Application fees effective May 1, 2023

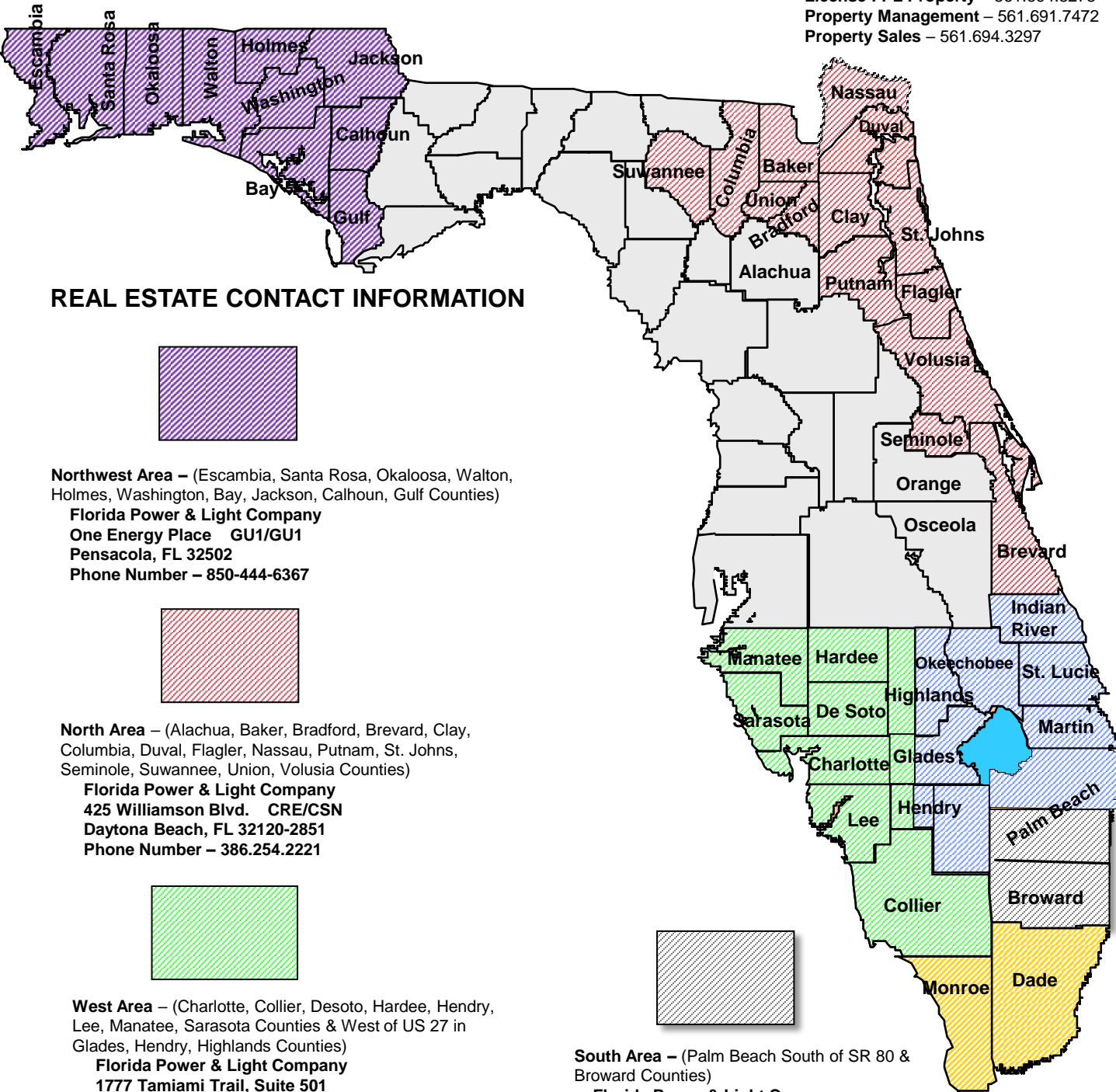
# RIGHT-OF-WAY CONSENT PROCESS




# FPL Transmission Service Territory

## Asset Management Contacts:

Lease Office Space – 561.694.6337  
 License FPL Property – 561.694.3278  
 Property Management – 561.691.7472  
 Property Sales – 561.694.3297




## REAL ESTATE CONTACT INFORMATION




**Northwest Area** – (Escambia, Santa Rosa, Okaloosa, Walton, Holmes, Washington, Bay, Jackson, Calhoun, Gulf Counties)

**Florida Power & Light Company**  
 One Energy Place GU1/GU1  
 Pensacola, FL 32502  
 Phone Number – 850-444-6367




**North Area** – (Alachua, Baker, Bradford, Brevard, Clay, Columbia, Duval, Flagler, Nassau, Putnam, St. Johns, Seminole, Suwannee, Union, Volusia Counties)

**Florida Power & Light Company**  
 425 Williamson Blvd. CRE/CSN  
 Daytona Beach, FL 32120-2851  
 Phone Number – 386.254.2221




**West Area** – (Charlotte, Collier, Desoto, Hardee, Hendry, Lee, Manatee, Sarasota Counties & West of US 27 in Glades, Hendry, Highlands Counties)

**Florida Power & Light Company**  
 1777 Tamiami Trail, Suite 501  
 Port Charlotte, FL 33948  
 Phone Number – 941.202.9783



**East/Central Area** – (Palm Beach North of SR 80, Indian River, Martin, Okeechobee, St. Lucie Counties & East of US 27 in Glades, Hendry, Highlands Counties)

**Florida Power & Light Company**  
 700 Universe Blvd. B2A/JB  
 Juno Beach, FL 33408  
 Phone Number – 561.694.6435



**South Area** – (Palm Beach South of SR 80 & Broward Counties)

**Florida Power & Light Company**  
 700 Universe Blvd. B2A/JB  
 Juno Beach, FL 33408  
 Phone Number – 561.694.6435



**Dade Area** – (Dade & Monroe Counties)

**Florida Power & Light Company**  
 4200 W Flagler Street CRE/LFO  
 Miami, FL 33134  
 Phone Number – 305.442.5282